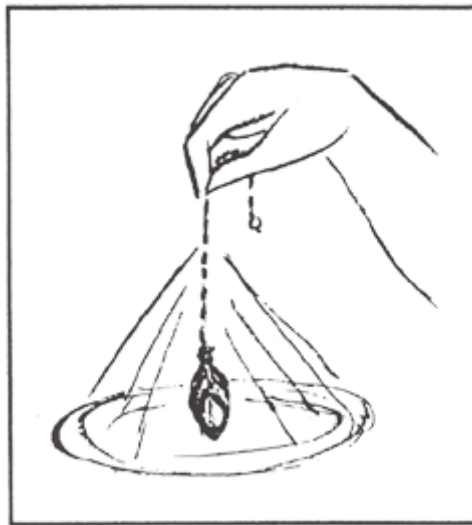


Pendulum Dowsing Charts



By Lyn Thurman

Pendulum Dowsing Charts

By Lyn Thurman



I bought my first pendulum when I was 17 from a New Age store in Epsom during a college lunch break. I'd never seen a pendulum before but shop owner explained a little and persuaded a lot so I left with my first pendulum – a moonstone gemstone on a silver chain. Well, the shop didn't last long but my love of pendulums is still going strong some 18 years later.

Pendulum Dowsing is an easy way to unlock your subconscious and gain insight into a whole multitude of situations. In fact there is no limit on how you can use a pendulum – you're only limited by your own imagination!

Pendulum charts make it even easier to dowse. Just find the right chart, ask your question and note the response of your pendulum. The potential answers are laid out in front you.

If you have any questions about this book or if you'd like some help with dowsing please drop me an email at lyn@pendulumbook.com

Happy Dowsing!

Lyn Thurman

P.S. Why not check out my websites.

Pendulum Dowsing Chart Book – www.pendulumbook.com

Magickal Consultations – www.wizardandwitch.com

Index

Introduction to Pendulum Dowsing	4
Direct Answer	5
Days, Months & Seasons	6
Percentage	7
Get More Charts	8

Introduction to Pendulum Dowsing

Throughout history, mankind has experimented with many different ways to explain the present and foretell the future. One such method is dowsing - using implements to find information or to locate sources of water or other such materials.

The pendulum is only one of the tools that a dowser might use. However, a pendulum is very easy to utilize and carry – it's simply a weight on a thread - so it makes a great choice for the dowser. Pendulum dowsing has a range of uses and really is only limited by your own imagination. For example it can:

- give answers to questions
- be used as an indicator when looking for something
- give general advice on matters such as compatibility with another person, suitability for a career or place of residence, or general health-related questions.



Pendulums can be made from anything as long as they are heavy enough to hold the thread taut. Some pendulums are hollow allowing small objects or minerals to be placed inside. This is a form of 'sampling' - using a sample to determine an energy source and to get the pendulum to locate a similar energy. One of the most used pendulums is a ring suspended on thread – this has been used for centuries especially to indicate the sex of an unborn baby.

Pendulums are especially useful when dowsing indoors, such as over maps and charts, to find ley lines, or finding lost objects or persons in relation to a map or chart. Some people use pendulums to search for things that are not visible to the human eye with startlingly accurate results in some cases.

How To Read A Pendulum

Reading a pendulum simply means interpreting the movements to determine an answer to a question. A pendulum has two natural movements – circular or side to side. Each of these movements is a way in which the pendulum delivers either a positive or negative result (simply put – a 'yes' or 'no').

Pendulums react to people differently. For some people a circular movement means a 'yes' and for others it will mean a 'no'. It's the same for side to side movements. To determine which movements are positive and negative for you just ask a question you already know the answer to and watch how the pendulum swings. The easiest question is to ask your name. If I ask 'is my name Lyn?' I get a circular movement which is my positive response. I always double check this by asking a question I know to be false and making sure I get a side by side movement which is my negative.

If you are a beginner then you may get very subtle movements of the pendulum. Pay close attention to how it swings to find your positive and negative movement. Over time you will find that the response becomes a lot stronger.

How It Works

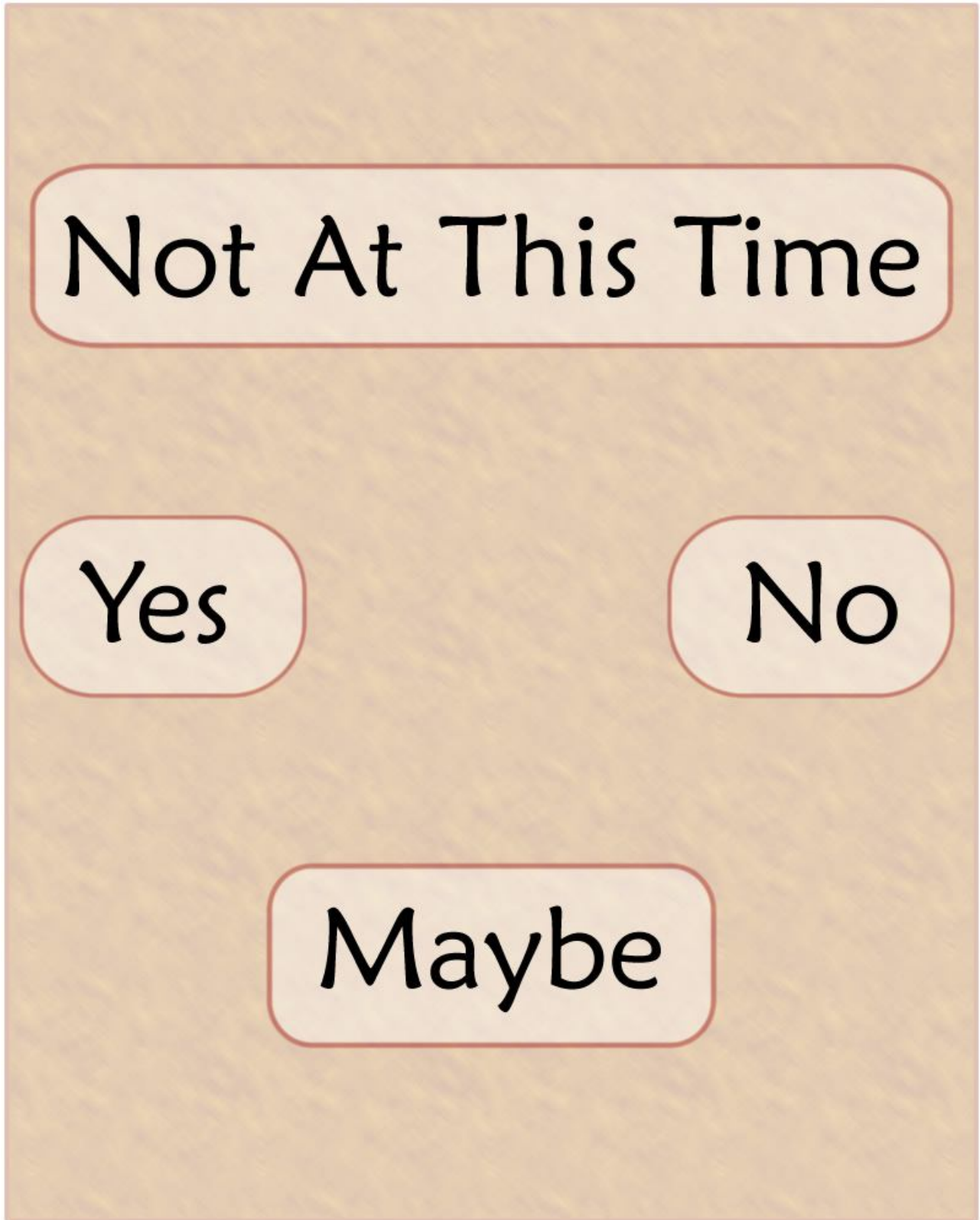
All things either living or inert give off vibrations. Our own senses can feel and measure these energies but we are often 'not sensitive' enough to notice them! The pendulum becomes a communication device between our conscious and subconscious – a bit like a radio receiver. A pendulum receives information from the vibrations of people, places, thoughts and things.

It is thought that when we receive the vibrations, our muscles in our bodies respond very subtly and make the pendulum move in either a positive or negative motion.

How To Hold A Pendulum

Either sitting or standing, make sure you are comfortable and relaxed, hold the thread between thumb and finger at a comfortable height. If you are sitting then it's best to rest your elbow on a table (for steadiness).

Direct Answer Chart



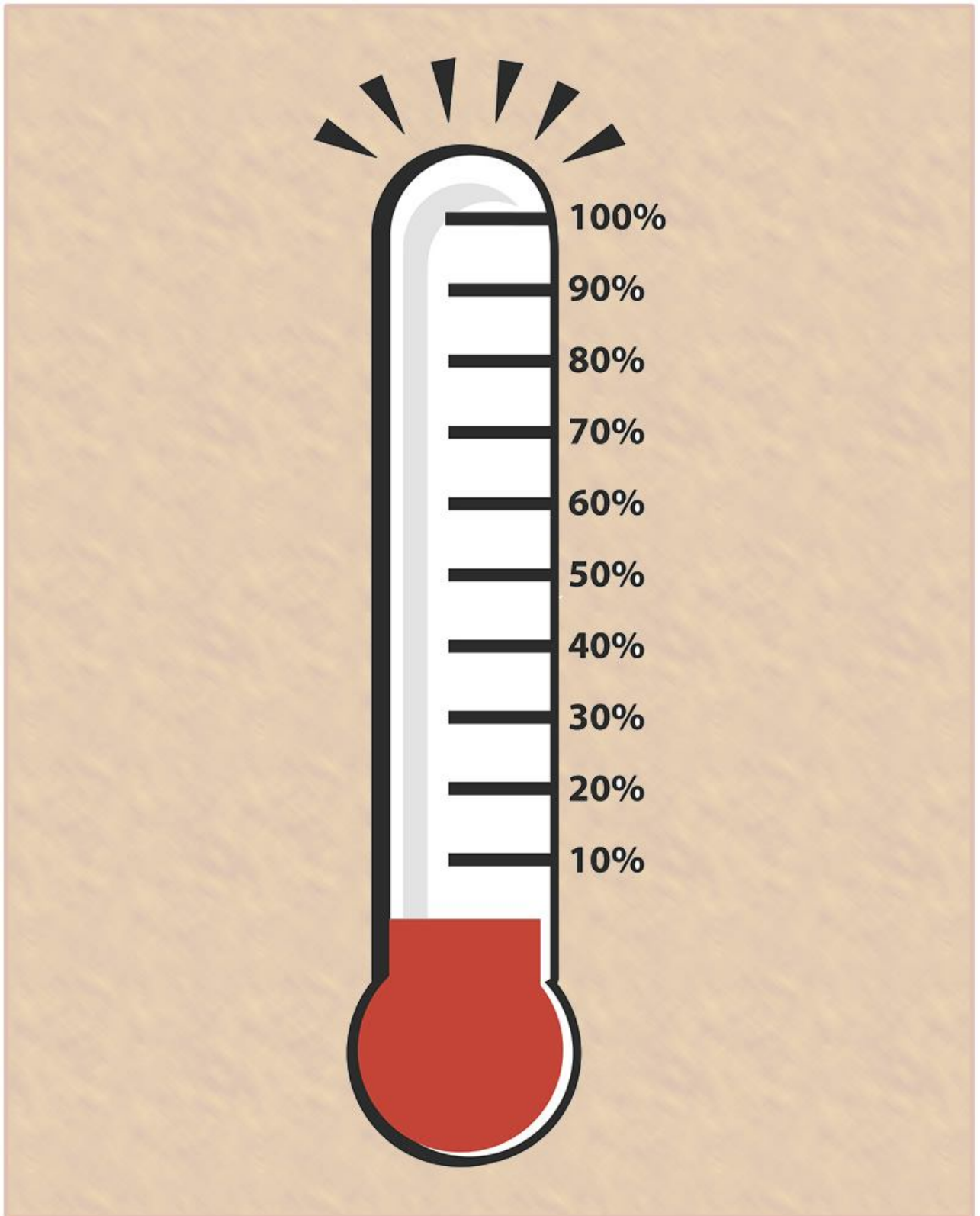
Days, Months & Seasons

January
February
March
April
May
June

July
August
September
October
November
December

1 2 3 4 5 6 7 8 9 10
11 12 13 14 15 16 17 18 19 20
21 22 23 24 25 26 27 28 29 30 31

Percentage



Get More Charts

Want more pendulum dowsing charts?

- Love Attraction
- Alphabet & Numbers
- Chakras
- Health
- Moon Phase
- Zodiac
- World
- Bach Flower Remedies
- Emotions
- Colours
- Degrees
- Compass Point
- Truth
- Time Frame
- Decision Making
- Gemstones
- Blank Chart

Buy the full version **NOW** at www.pendulumbook.com