



# Personality Analysis of your Handwriting Signature

**Fiona MacKay Young**

[www.potentiality.biz/signature-analysis-workbook.htm](http://www.potentiality.biz/signature-analysis-workbook.htm)

[www.handwritinganalysisbooks.com](http://www.handwritinganalysisbooks.com)

[www.practicalhandwritinganalysis.com](http://www.practicalhandwritinganalysis.com)

# **Personality Analysis of your Handwriting Signature**

**By Fiona MacKay Young**

[www.potentiality.biz/signature-analysis-workbook.htm](http://www.potentiality.biz/signature-analysis-workbook.htm)

[www.handwritinganalysisbooks.com](http://www.handwritinganalysisbooks.com)

[www.practicalhandwritinganalysis.com](http://www.practicalhandwritinganalysis.com)

Step by step instructions take your through analyzing any signature and finding the most amazing and interesting insights into the personality of the writer.

Find out more about yourself and about anyone else whose signature you may see.

Fun, fascinating and accurate.

No part of this publication may be reproduced, or transmitted in any form or by any means, electronic, mechanical, photocopying, recording, scanning or otherwise, except as permitted under International Copyright Laws. without either the prior written permission of the author or authorization through payment of the appropriate per-copy fee.

Requests for permission should be addressed to Fiona MacKay Young at [fionamackayyoung@shaw.ca](mailto:fionamackayyoung@shaw.ca).

This publication is designed to provide accurate and authoritative information in regard to the subject matter covered. It is sold with the understanding that the author is not responsible for any reaction to, or action taken or not taken as a result of reading this material.

Copyright © Fiona MacKay Young 2012

# Personality Analysis of your Handwriting Signature

## Contents

How to use this Workbook .....	3
Ideas for using this Workbook .....	5
Introduction .....	6
What to Write .....	9
Workbook of Personality Descriptions .....	10
Are your general writing and your signature the same in appearance? .....	11
Things that affect how you write your signature .....	15
Natural or Designed .....	15
Small space .....	15
How Far Away The Signature Is From The Rest Of The Writing .....	17
Where You Place Your Signature -left, right or centre .....	21
The Left Aligned Signature: .....	23
The Centre Placement of Signature: .....	23
Right Aligned Signature: .....	24
The size of the signature in comparison to the size of the rest of the writing. ....	26
The Larger Signature: .....	28
The Smaller Signature: .....	28
Same Signature: .....	28
Legibility .....	29
Legible writing with illegible signature: .....	31
Do you write all your names out in full, or use initials. ....	34
Different sizes of names in same signature .....	38
Underlining .....	40
Other Lines on Signatures: .....	45
Identifying the differences between the writing in the body of the writing and the signature: ....	48
Gaps between names in signatures .....	51
All traits that can be identified from writing can also be identified from signatures. ....	53
Worksheet at a Glance .....	57
General appearance of signature and other writing. ....	57
How Far Away The Signature Is From The Rest Of The Writing. ....	58
Where You Place Your Signature -left, right or centre .....	59
The size of the signature in comparison to the size of the rest of the writing. ....	60

# Personality Analysis of your Handwriting Signature

Illegible signatures.....	61
Names out in full, or use initials. ....	63
Different size for different names.....	65
Underlining of the signature.....	66
Other Lines on Signatures: .....	68
Is the slant of your signature different from the slant in the rest of your writing? .....	69
Gaps between names in signatures.....	70
Other traits .....	71
Conclusion .....	73
About the Author: .....	74
Other Books by Fiona MacKay Young.....	75
Index of Personality Traits.....	77

# Personality Analysis of your Handwriting Signature

## How to use this Workbook

This is a hands-on, practical, step by step, fun workbook that will take you through analyzing a signature to find the personality of the writer.

It is not a book filled with only theory. It is an action workbook.

You can analyze your own signature.

You can analyze any other signature you may have.

You can just read the brief descriptions of the meanings of each stroke, or you can go more in depth and continue on, reading the “More Detail” sections that appear after some of the examples.

By filling in the worksheets, and from there filling in the “Worksheet at a Glance” you will have all the information condensed into one space about any one signature.

This is a mini-personality profile of the writer and will take you only a short time to create by following through each step in the workbook.

By reprinting the “Worksheet at a Glance” pages and writing on them, you can then use and re-use them over and over again for an unlimited number of signature analysis.

# Personality Analysis of your Handwriting Signature

You can give the Worksheet at a Glance” filled in from their writing, to friends, or even use it as a basis from which to write a short “report” on the personality of any signature writer.

# Personality Analysis of your Handwriting Signature

## Ideas for using this Workbook

The most obvious use for this workbook is to analyze your own signature.

You may just want to know more about yourself.

Or you may want to find out how to change your signature so it is more of [a “Power” signature](#): i.e. crammed with positive, success traits.

By changing your signature, or your writing, you can change your personality.

You may have heard the saying “You are what you eat.” Well, you are what you write as well.

Write with confidence, independence and strength and you will find it appearing in your behaviour.

As you will read later in this workbook, your signature is the face you show the world. So by changing your signature, this is what you are changing. You are not changing the real you – just the face you show the world.

(To change the “real you” involves changing more than just your signature, and is a process called “Graphotherapy” and beyond the scope of this workbook.)

You may want to analyze the signatures of friends.

# Personality Analysis of your Handwriting Signature

You may want to analyze the signature of a significant other, whether of long standing or relatively recent.

The Workbook can be especially useful if used to analyze the signature of someone you have recently met. And even more so, if you also have a line or two of other writing from that same person.

When you meet someone new, you cannot immediately tell if “what you see is what you get.” You cannot tell whether they really are who they seem to be or not.

But with their signature and a small sample of the rest of their writing, you can not only tell if they really are who they appear to be, but also, if there are differences, what the differences are.

You can tell who they really are, and who they are in only their public image. This can be very useful information to have.

You can also have fun with it with a group of friends, if you all analyze your signatures together, in a light hearted atmosphere.

The personality uncovered by analyzing the signature compared with some other writing is very enlightening, and can be used in both serious and fun ways, which ever your choice.

## **Introduction**

# Personality Analysis of your Handwriting Signature

What writing do you find easiest to get from someone else?

What writing do you see most often of someone else's?

Their signature? Yes!

This Personality Analysis of your Handwriting Signature will help you understand the character of the writer of almost any signature, including your own.

It's can be particularly fun to work with around Christmas and birthdays when you receive all sorts of cards and letters which all have – you guessed it – signatures!

Signatures are important.

We write our signature more often than any other words, so we usually do it with less thought, and more fluidly than we write anything else, which can also make it more revealing.

Signatures are also the writing we most often see, so the insights it gives may be the only chance at observing the writing of someone else.

That said, of course, we have to take into account that some signatures are very short.

# Personality Analysis of your Handwriting Signature

John Doe for example, does not give us much to work with. Where a signature is extremely short, it is still valid for analysis. However, some accompanying writing would be good, to give more insights.

Ideally we want to find a couple of lines, or at least a couple of words, of other writing and a reasonably long signature. But you can work with whatever you can find.

# Personality Analysis of your Handwriting Signature

## What to Write

Use unlined paper. When you use lined paper, you are, obviously, allowing the lines to guide where you place your writing.

For analysis, we want to see where you place it naturally.

And use a ball point pen or a pencil. Roller and gel pens hide some traits and so are not so useful. But again, if you can't choose, just work with whatever you have in front of you.

Start by analyzing your own signature.

So, for the purposes of this workbook, before you read on any further, please write out your signature 2 or 3 times on unlined paper.

Or find examples of your signature you have previously written.

If you have "different" signatures or styles of writing, write them all out, and beside each, if you can, write in what situation you would normally use each one.

The difference in the analysis of each different "style" will indicate the different personality traits you bring into play at that specific time/ place.

Include a line or two of writing above each signature, as if you were finishing off a letter.

# Personality Analysis of your Handwriting Signature

For example, one could be when you write note to your spouse to say you'll be late home.

Another could be when you take a phone message and write it on a pad for a fellow worker or your boss. Another could be how you sign birthday and Christmas cards.

Alternatively, if it's not your own writing you want to analyze, just collect as many samples as you can of the signature of person you want to know more about.

If one signature is all you have, you can work with that too. After all, if it was written on something for you specifically, then this is how the person wants to be seen by you.

Read through each question fully, and look at the graphic illustration of what is being described.

For questions which have 2 parts, if you are neither, read both answers, and you get an understanding of how to evaluate where you fit for that question.

For example, if you find you are neither optimistic nor pessimistic, by reading both answers you may find that you are generally on an even keel, or that you are on a roller coaster, swaying between feeling up and feeling down.

Got your writing ready? Good. Let's move on to finding out what it says about you.

## **Workbook of Personality Descriptions**

# Personality Analysis of your Handwriting Signature

Check your Writing Sample against the following Examples

With the signature you want to analyze, written out several times, if possible, in front of you, plus a couple of lines of writing before the signature, you are ready to start.

(If you didn't read the previous section "Introduction", this would be a good time to go back and read it as there are more specific details there on writing out what you are going to analyze.)

## **Are your general writing and your signature the same in appearance?**

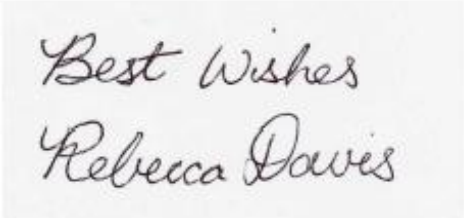
Look at the signature and compare it to the rest of the writing.

Do they both look the same? Or are they different in some way?


We will look later at what the differences mean, but for now we just need to know if they are the same or if they are different.

Mark in the box that follows whether the signature you are looking at is the same or different than the rest of the writing.

# Personality Analysis of your Handwriting Signature

	
---	--

Are the signature and the other writing the same in general appearance?

	
---	--

Is the signature and the other writing different in general appearance?

## Explanation:

Your signature is the face you show the world. It's who you want everyone to think you are. It's how you want them to see you.

# Personality Analysis of your Handwriting Signature

The rest of your writing is who you really are, the real you.

So now you know whether your writer is a “what you see is what you get” type of person or if they are really different from how they appear in public.

## **More detail**

Remember as you read through the descriptions that your signature is your public persona. You may be very different in private, but your signature is all about who you are in public.

The body of the text, the content of the letter for example, is the real you.

Are they the same? Or are they different?

If they are the same then “what you see is what you get”. The writer is not putting on any kind of a show. This is who they really are, just being themselves on all occasions.

If the writing and the signature are different, then by analyzing what these differences are, we can find out what the writer wants us to think, as opposed to what they really are like.

More detail on that as we go through the questions.

# Personality Analysis of your Handwriting Signature

However, it is also important to realize that no-one signs their name twice in exactly, identically the same way.

If you find 2 signatures that when fitted over each other are absolutely identical, it is clear evidence of forgery as one has been traced over the other. This much exactness does not happen naturally.

# Personality Analysis of your Handwriting Signature

## Things that affect how you write your signature

### Natural or Designed

Whether your signature has evolved without conscious help from you or whether you at some point in your life spent a great deal of time and energy developing the signature you felt good about does not matter. Either way, the fact that you kept it and use it, means it is the right one to show to the world what you want them to see.

Your ego, your needs, who you want them to think you are – it's all there in your signature. It's a special identity that you desire.

An analysis of the signature will show what that identity is.

So whether it's your deliberate creation or just natural evolution, it does not matter at all.

### Small space

When you write in a confined space, say a small square box on an application form that says "Signature will be considered invalid if it goes over the lines of this box" (as it does on some application forms,) you have to conform to a pre-arranged size.

# Personality Analysis of your Handwriting Signature


Or when writing all your vacation news on the half of the back of the postcard allowed for that purpose you are adapting your writing and your signature to the constraints of that space.

For analysis, ideally, you need to write your signature without these types of restrictions.


# Personality Analysis of your Handwriting Signature

## How Far Away The Signature Is From The Rest Of The Writing.

Check in the box below whether the signature is very close to the rest of the writing, some distance away, or far away.


	
---	--

Writing just the space of one line below the rest of your writing.

	
---	--

Writing more than the space of one line below rest of writing, but not really far away.

# Personality Analysis of your Handwriting Signature



Writing noticeably far removed from the rest of the writing.

## **Explanation:**

Closer signature is to body of writing, the closer writer feels attached what they've been writing about.

For example: if someone is very close to family, and writing to a family member they will put their signature close to the end of the letter text.

# Personality Analysis of your Handwriting Signature

## More Detail:

If someone is unhappy about what they are writing, their signature will probably be placed some distance from the body of the writing. The farther away than less connected the writer is to what they are writing about.

If the signature stays the same distance most of the time, regardless of the addressee, this is the writer's normal way of being.

If the writing and a signature are always close the writer is a team player.

If the writing and signature are always moderately close, but more than one line below the rest of the writing, it means the writer is adaptable.

When the writing and signature are far away from each other almost all of the time the writer is independent to the point of being remote.

Too far away is someone trying to establish their independent image.

This could happen with a teen in family situations, although that very same teen may be trying equally hard to be identified WITH peers.

It may happen when you have left a job you hated and are trying to disassociate yourself, but are, for some reason, writing about it.

# Personality Analysis of your Handwriting Signature


The greater the variety of placement of a person's signature, the greater the sensitivity of that writer to outside influences and environment.

# Personality Analysis of your Handwriting Signature


## Where You Place Your Signature -left, right or centre

Here we are not concerned with how close it is to the rest of your writing. We are only looking at how far away it is from the left side of the page.

The current usual format for business correspondence is everything left aligned, so if you're looking at a business letter you can't really assess it in this section.

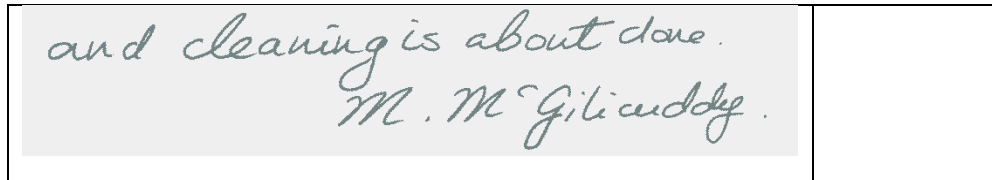
	
--	--

Do you place your signature to the **left of the centre** of the page?

	
---	--

Do you place your signature **centered** on the page?

# Personality Analysis of your Handwriting Signature



Do you place your signature on the **right of the page**?

## **Explanation:**

If you do it differently at different times, note what you are writing about and to whom you are writing for each style. The meaning for the appropriate explanation will apply to those occasions.

In personal correspondence, or in a quick memo, a signature placed on the left of the page shows conformity, adhering to what has been done in the past. This person may be a terrific worker but prefers to be a follower rather than a leader.

When you find a signature in the centre of the page with the individual who likes to feel they're part of the group.

When the signature is to the right, is a risk taker.

# Personality Analysis of your Handwriting Signature

**More Detail:**

## **The Left Aligned Signature:**

If someone has risen to a place of authority through seniority then the trait of leadership may not be present, as leadership was not necessarily required to gain this position. It is a result of longevity with the company.

So the person who chooses to put their signature on the left is sticking with what they know, staying safely and securely within the bounds of the “known”, the past, tradition and convention.

If you see someone with a left aligned a signature who appears to be taking huge risks, check out how they're going about it. The chances are they have taken as many precautions as possible before beginning.

Nevertheless as they progress, if what they're doing really is a big risk and challenge you may find their signature move more to the right as time goes on.

## **The Centre Placement of Signature:**

This writer likes to know what's going on. They like to be involved. But they also like the protection of being part of the group, not totally taking responsible on their own.

# Personality Analysis of your Handwriting Signature

## Right Aligned Signature:

A person who puts their signature to the right of the page is the risk taker.

The more to the right, the more of a risk taker the writer is.

By definition this type of a writer is also very independent, willing to take responsibility, expecting the recognition. They may work well with others but there's always an independent attitude involved.

When the signature, although to the right, is not extreme in that direction, the writer is more flexible, comfortable either as part of the team or working on their own

Anywhere in writing that you find contradictions it usually means contradictions or conflicts within the personality of the writer.

This also goes for major changes from signature to signature. To find out what the inconsistencies or conflicts are would take an in depth analysis.

Another example of a contradiction would be a signature in the centre of the page showing a desire to be part of the group, but the signature itself showing a great desire for individuality or domination. (We will identify these traits further on)

This writer is demanding the security of the group at the same time as the freedom to do their own thing and take charge.

# Personality Analysis of your Handwriting Signature


Obviously these two things are not going to happen simultaneously, nor could they.

This type of analysis can be very useful for [employers when they are hiring](#).

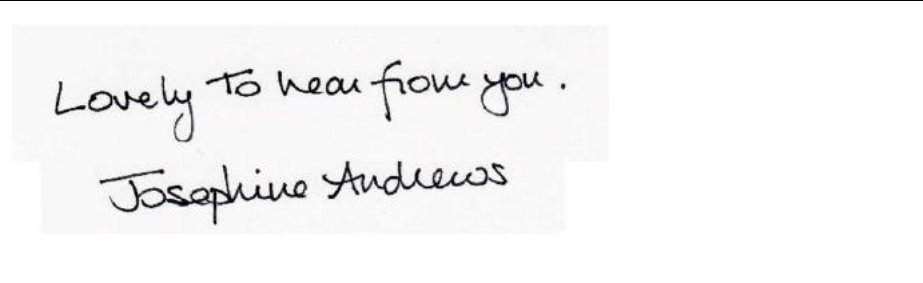
# Personality Analysis of your Handwriting Signature

The size of the signature in comparison to the size of the rest of the writing.

Is the rest of the writing larger or smaller than the writing of the signature?

	
--	--

Signature is larger than rest of writing.

	
--	--

Signature is the same size as the rest of the writing.

# Personality Analysis of your Handwriting Signature



Signature is smaller than rest of writing.

## Explanation:

When the signature is larger than the rest of the writing, the writer is saying “hey, look at me”, and wants to be noticed.

A small signature, one smaller than the rest of the writing, shows that the writer underestimates his or her abilities and may have made a calculated decision that it is to his benefit to appear small and insignificant.

As mentioned previously, when the body of the writing and the signature are the same what you see is what you get: no pretense, no image making, just the real person.

# Personality Analysis of your Handwriting Signature

**More Detail:**

## **The Larger Signature:**

He wants you to think that he is confident, self-assured and really quite important. He has that need to receive with feedback that comes in response to a confident image.

## **The Smaller Signature:**

These writers are hiding away their gifts so others often don't even know they have them. The same applies if the capitals on a signature, in comparison to the rest of the word, are smaller than the capitals elsewhere in the writing.

However, when the signature although smaller, is otherwise strong, forceful and bold it is worth looking into it more closely since this writer may be putting on a show of false modesty.

## **Same Signature:**

This writer is satisfied with their "stature" in real life, so sees no reason to either inflate or minimize it for public show.

# Personality Analysis of your Handwriting Signature

## Legibility


We've all seen illegible signatures.

Sometimes both the signature and the rest of the writing are illegible.

Sometimes you can read the body of the writing but not the signature.


Sometimes it's the opposite, and you can read the signature but not the content of the letter.

And of course sometimes you may only have the signature which can be either legible or illegible.




Legible writing with illegible signature


# Personality Analysis of your Handwriting Signature



Illegible writing with legible signature



Illegible writing and equally illegible signature



Signature only, which is illegible

# Personality Analysis of your Handwriting Signature

## **Explanation:**

When someone's signature is illegible it's an indication that they are keeping themselves hidden away. This person can be hard to get to know.

If the writing is legible and the signature is illegible, it means the writer wants you to understand what he's saying but really does not want you to know that much about him (or her).

It's very unusual to find an illegible letter or document with a legible signature. However if there were one it would mean that it was important to the writer that you know who he is but unimportant to the writer that you know what he's writing about.

This does not make a lot of sense, which is why you are unlikely to find it.

If both the signature and the text are illegible then what is the point in writing? This is the writing of someone who is both very uncommunicative and very unhappy.

## **More Detail:**

### **Legible writing with illegible signature:**

The image they project, is not the real them. When the signature is totally illegible even friends probably don't know the writer really well.

# Personality Analysis of your Handwriting Signature

It is a defense mechanism. It keeps the others at bay. It protects the writer from rejection.

It also shows a lack of interest in communicating.

People always say that they write their signature so many times it becomes a scribble.

And yes, it's understandable that if you write your signature frequently or if you're in a hurry, it will become less legible. However, it still means you're not taking the time to communicate properly.

A note here on forgeries: some people believe that they should have an illegible signature, because that will make it more difficult to forge.

But they are wrong.

Suspected forgeries are identified by human beings: bank tellers and other people whose job it is to check that signatures are genuine. It is much easier for anyone to look at legible script, follow the letters, and identify if they are the same in two different samples of writing.

To look at a mess of squiggles on a page and try to identify whether these are exactly the same as another mess of squiggles on a page is a much more difficult task.

# Personality Analysis of your Handwriting Signature

There is no real point of reference, no hook, and no “meat” to get your analysis “teeth” into. It is difficult to identify which part is which, and so which part to compare to which.

It is also easier to write, or rather draw, swirls and circles fluently as opposed to having to make each recognizable letter look correct with no pausing, wavering, retracing or going back to make corrections.

So there is nothing less secure about a legible signature over an illegible signature.

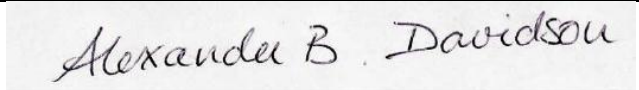
# Personality Analysis of your Handwriting Signature

Next let's look at what exactly it is that you write when you write your signature.

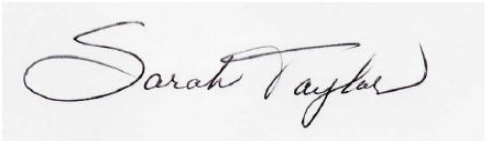
**Do you write all your names out in full, or use initials.**

If you only have a first name and the last name then obviously you are limited to these.

However the vast majority of people have a first name, a last name, and at least one middle name. Assuming you have at least 3 names


	
---	--

Do you sign your first name, middle initial and last name?

	
---	--

Do you sign only your first and last names?

# Personality Analysis of your Handwriting Signature

	
---	--

Do you sign your first 2 initials and your last name?


	
---	--

Do you sign your first initial, your middle name written out in full, and your last name written out in full?

	
---	--

Do you write only your first initial and your last name?

# Personality Analysis of your Handwriting Signature



Do you write out all your names (3 or more) in full?

## Explanation:

Assuming you do have a middle name, **to sign your first name, middle initial and last name is conventional**. This is an indication that you probably be willing to do what is expected of you without rocking the boat.

Still assuming you have a middle name, if **you sign only your first and last names this is clear thinking**, trimming a way the nonessentials, being direct even blunt. It shows that you are likely to speak your mind, say what you have to say.

If **you sign two initials and your last name it means you're stripping things down to the bone**, and probably won't have time for small talk. "Just give me the bare bones, that's all I need." It also means you're probably usually in a hurry, impatient, wanting to get things done.

This lack of unnecessary communication also means people will get to know you less.

# Personality Analysis of your Handwriting Signature

Again, assuming you do have a middle name, if you only sign your **first initial and your last name, you are unassuming** and don't want to attract too much notice.

Some people **will sign with their first initial, followed by their middle name written out in full, and then their last name.**

This usually indicates someone who likes to be noticed. They like to be different. This applies whether it was the writer's choice or that of their parents to use their middle name.

When someone **writes out all their names in full they're really seeking attention,** wanting to make a good impression.

# Personality Analysis of your Handwriting Signature


## Different sizes of names in same signature

Now we'll compare the different size at some people may use to write their different names. Sometimes you'll find the first name is larger, sometimes the last name is larger.

If you only write your first initial, check it for size the same way you would if you wrote your first name out in full.




Do you write your family name larger than your first name?



Do you write your first name larger than your family name?

# Personality Analysis of your Handwriting Signature



Do you write both the same size?

## Explanation:

Where the family name is written larger it means the writer seeks and enjoys receiving family support. They enjoyed being part of the family unit. It can be emotional support, it can be financial support, and it can also be care and physical support. The family is of great importance to this writer.

Where the first name is written larger it's a sign of independence, this writer likes to stand on their own 2 feet and take responsibility for their own actions.

It does not mean they don't value or love their family nor does it mean they can't work as a member of a team. It just means it's important to them to be their own person and do some things autonomously.

If both are the same size, obviously the writer puts the same degree of importance on both areas of his/ her life.


# Personality Analysis of your Handwriting Signature

## Underlining


Another sign of independence is underlining of the signature.

Do you make any sort of an underline below your signature?


If so, is it:



Just a simple line?




A slightly elaborate line?




# Personality Analysis of your Handwriting Signature

Does it go from right to left?




Is it very elaborate?



Does it zig zag down the page for some distance?

# Personality Analysis of your Handwriting Signature



Does it zig zag down the page for some distance, becoming narrower as it goes, forming an inverted pyramid?

# Personality Analysis of your Handwriting Signature

## Explanation:

**Underlining means self-reliance:** the determination to make it on your own.

**A simple line shows simple, unadorned, non-attention seeking self-reliance.**

If **the underline is slightly elaborate it's done that way to attract attention.** If it's extremely elaborate the writer has a real need for attention, will not be happy without it and this will show in their behavior.

If an **underscoring at any point goes to the left** the first thing to identify is whether the writer is left handed.

As left handed writers often right and underline from right to left, which is the same direction as they may write the crossbars on the letter "t", it's important to note this.

Reverse the descriptions for right and left directed underlines, for left hand writers who normally do underscores and "t" bars from right to left.

Sometimes you'll see an underline that's written in **a zig zag manner**, from right to left to right to left or an underline that just goes just once from right to left.

This means the **writer wants the independence that** is shown by writing an underline, but at the same time is **not sure if they can handle it.**

# Personality Analysis of your Handwriting Signature

The right directed part of the zig zag shows the desire for independence. The left directed part shows their uncertainty.

If it's a **continuous zigzag down the page for some distance this is indecision**. Yes they want independence but no, they're not sure they can handle it, but yes they want it, but... on and on it goes.


If the **zigzag tapers off as it goes down the page, forming an inverted pyramid, or a pedestal upon which the names sits, this is exactly where the writer thinks he should be – on a pedestal**.

**A simple clean underline, then, is self-reliance and independence.**


Any type **exaggerated underlining** means the writer **does not feel self-reliant and independence** so has to overdo it to make the point to themselves, and convince others it's real.

# Personality Analysis of your Handwriting Signature

## Other Lines on Signatures:



Do you draw a line over the top of your signature?



Do you encircle your signature, or part of it, with either an added line or an extension of a letter?



Do you draw a line through all or part of your signature?

## Explanation:

# Personality Analysis of your Handwriting Signature

When a line is drawn over the signature, instead of under it, it is acting as an **umbrella or protection**. It's significant whether it's over all names, just the first name or just the last name.

The protection they are seeking is for which ever part of the name that comes under the umbrella. Remember first name is self, last name is family.

**When the over-scoring is not just over the top, but actually encircles the entire name, or most of it, this is even more protection**, shelter, hiding away from the challenges of life.

Again it's important to notice which name or names are being protected.

The same thing is shown when one letter is drawn so large that other letters of the name are within it, or within a loop of one letter.

Bear in mind that the signature is the public image. When this is strongly protected and hiding away it shows self-doubt.

When a line is drawn through a signature this is the effective crossing out of what the signature, and therefore the person, stand for.

This means the writer is not happy with how things are and would very much like a change.

# Personality Analysis of your Handwriting Signature

Once again it is significant which name is crossed out because that is the area where change is desired. It may even be a desire for change strongly enough that some form of self-destruction is possible.

# Personality Analysis of your Handwriting Signature

**Identifying the differences between the writing in the body of the writing and the signature:**


**Any difference in the writing between the body of the text and the signature is some form of defense mechanism.**

It stands to reason that if you behave differently in public and who you really are there has to be some reason for it.

The only reason that can be is that you don't think who you really are is appropriate, suitable or good enough for the public demonstration.


Is the slant of your signature different from the slant in the rest of your writing?

If so, what is the difference...?

		
---	--	--

Is your signature more left slanting than the rest of your writing?

# Personality Analysis of your Handwriting Signature



Is your signature more right slanting than the rest of your writing?

## Explanation:

Sometimes you'll find that the slant of the writing and the slant of the signature are different. **The slant shows the degree of emotional expression.**

Someone with a left hand slant holds in their feelings while someone with the right hand slant will show their feeling. The more the slant the more this is true.

So remembering that the body of the writing is the real person and the signature is the public image, the slant of the body of the writing is how the person really is.

**If the body of the writing has a left hand slant the writer, naturally will not show his feelings much.**

**If the body of the writing has a right hand slant the writer will naturally show his feelings.** And he will do so more strongly the farther the writing slants to the right.

# Personality Analysis of your Handwriting Signature

However, if the **left slanted** writer writes his signature with the right hand slant **than the face he shows the world will be much more responsive, and emotive than he naturally is.**

This may be because he's in public office, makes public presentations where it's necessary to relate strongly to his audience, or in some similar situation.

It could be a salesman who finds showing warmth, feeling and setting up rapport results in more sales.

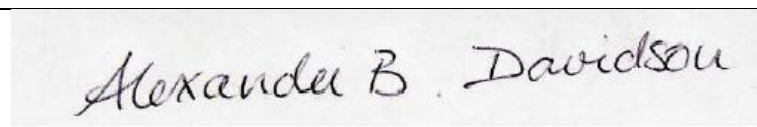
Alternatively **someone who naturally writes with the right hand slant but their signature has a left hand slant, for some reason is holding back their natural warmth and emotion.**

# Personality Analysis of your Handwriting Signature

## Gaps between names in signatures

Is there a larger gap between one of your names in your signature, than between the others?

(This includes initials, and applies to when you have more than 2 names, or initials)

	
---	--

Is there a larger gap between your names, if you only write 2 names, in your signature, than between words in the body of your writing?

	
---	--

## Explanation:

When you find a large gap between the first and last names it's an indication that the person, identified by the first name, is choosing for some reason to distance themselves from family. This may be from individuals in the family, or it may be for some reason, from the family name.


# Personality Analysis of your Handwriting Signature

For example a woman getting a divorce, who has not yet changed back to her maiden name, may well write her first name with a large gap before her estranged husband's last name.


# Personality Analysis of your Handwriting Signature

**All traits that can be identified from writing can also be identified from signatures.**

But because your signature is so personal it makes these traits particularly significant.

	
---	--

Do you have a very large, showy signature?


	
--	--

Does your signature look very fancy and decorative, but is illegible?

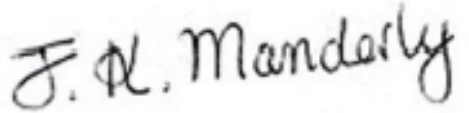
# Personality Analysis of your Handwriting Signature

	
---	--

Do you make long lower extenders (“g”, “y”, “j”) in your signature?

	
---	--

Do you make any \$ or ¢ signs in your writing? (or signs of any other currency)

	
---	--

Does your signature go up hill?

# Personality Analysis of your Handwriting Signature

Rebecca Davis	
---------------	--

Does your signature go downhill?

Kyle Matheson .	
-----------------	--

Do you put a period at the end of your signature?

## Explanation:

**Enormous decorative letters** show in need to be noticed, to feel important.

**A fancy, unreadable scrawl** is egotism. It shows someone it considers they are too important to bother communicating.

**Long lower extenders**, on the letters g, y and j, show strong physical drives and material interest.

If any **money related formations** appear, the sign for a cent or a dollar, then interest in money is indicated.

# Personality Analysis of your Handwriting Signature

If the body of the writing goes **downhill** this shows depression, pessimism or at least discouragement in reality.

However if the signature goes **up hill**, the indication of optimism, then the writer is feeling better about their public image than their real life.

If your signature goes up and down like ripples on the water, then you are vacillating between some degree of optimism and some degree of discouragement.

The extent of the “rippling” and how high each “wave” is will indicate the strength of each emotion.

Do you write **a period at the end of your name**? If so that means “I have spoken. It is so. End of conversation.”

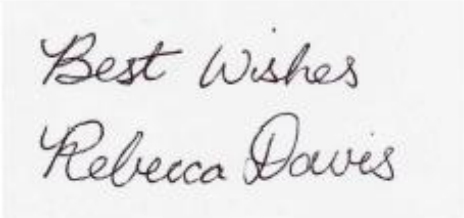
Which is also a good place to end our trait identification from signatures!

If you have not already done so, please fill in the “**Worksheet at a Glance**” so you have all your findings in one place.


# Personality Analysis of your Handwriting Signature

## Worksheet at a Glance

### General appearance of signature and other writing.

	
---	--

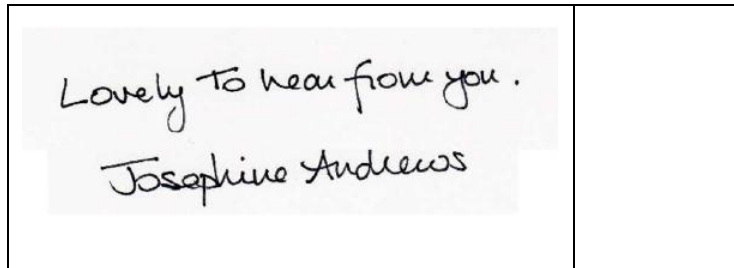
Are the signature and the other writing the same in general appearance?

	
---	--


Is the signature and the other writing different in general appearance?

# Personality Analysis of your Handwriting Signature

## How Far Away The Signature Is From The Rest Of The Writing.




Writing just the space of one line below the rest of your writing.




Writing more than the space of one line below rest of writing, but not really far away.

# Personality Analysis of your Handwriting Signature

	
---	--

Writing noticeably far removed from the rest of the writing.

## Where You Place Your Signature -left, right or centre

	
---	--

Do you place your signature to the **left of the centre** of the page?

# **Personality Analysis** **of your** **Handwriting Signature**

--	--

Do you place your signature **centered** on the page?

--	--

Do you place your signature on the **right of the page**?


**The size of the signature in comparison to the size of the rest of the writing.**

Is the rest of the writing larger or smaller than the writing of the signature?

--	--

Signature is larger than rest of writing.

# Personality Analysis of your Handwriting Signature




Signature is the same size as the rest of the writing.




Signature is smaller than rest of writing.

## Illegible signatures.




# Personality Analysis of your Handwriting Signature


Legible writing with illegible signature



Illegible writing with legible signature



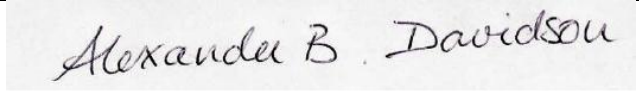
Illegible writing and equally illegible signature



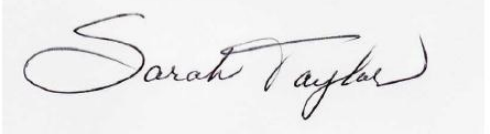
Signature only, which is illegible

# Personality Analysis of your Handwriting Signature

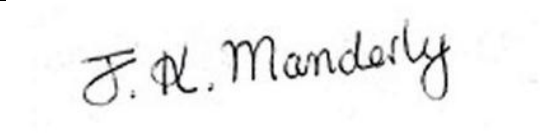
Names out in full, or use initials.

	
---	--

Do you sign your first name, middle initial and last name?


	
--	--

Do you sign only your first and last names?

	
---	--

Do you sign your first 2 initials and your last name?


# Personality Analysis of your Handwriting Signature

	
---	--

Do you sign your first initial, your middle name written out in full, and your last name written out in full?

	
--	--

Do you write only your first initial and your last name?

	
---	--

Do you write out all your names (3 or more) in full?

# Personality Analysis of your Handwriting Signature

Different size for different names.

David Fellowes	
----------------	--

Do you write your family name larger than your first name?

Roger Smith	
-------------	--

Do you write your first name larger than your family name?

Anne Jones	
------------	--

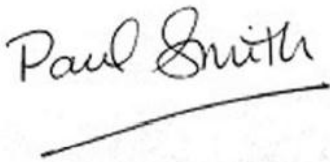
Do you write both the same size?

# Personality Analysis of your Handwriting Signature


## Underlining of the signature.

Do you make any sort of an underline below your signature?


If so, is it:

	
---	--

Just a simple line?


	
---	--

A slightly elaborate line?


	
---	--

Does it go to from right to left?

# Personality Analysis of your Handwriting Signature




Is it very elaborate?




Does it zig zag down the page for some distance?

# Personality Analysis of your Handwriting Signature




Does it zig zag down the page for some distance, becoming narrower as it goes, forming an inverted pyramid?

## Other Lines on Signatures:



Do you draw a line over the top of your signature?




Do you encircle your signature, or part of it, with either an added line or an extension of a letter?

# Personality Analysis of your Handwriting Signature

	
---	--

Do you draw a line through all or part of your signature?

**Is the slant of your signature different from the slant in the rest of your writing?**

		
---	--	--

Is your signature more left slanting than the rest of your writing?

# Personality Analysis of your Handwriting Signature

Handwritten text: "Nice to hear from you." followed by the signature "Janet McCallum".	
--	--

Is your signature more right slanting than the rest of your writing?

## Gaps between names in signatures


Handwritten signature: "Alexander B. Davidson".	
---	--

Is there a larger gap between your names, if you only write 2 names, in your signature, than between words in the body of your writing?


Handwritten signature: "Robin Smith".	
---------------------------------------	--

# Personality Analysis of your Handwriting Signature


## Other traits

	
---	--

Do you have a very large, showy signature?

	
--	--

Does your signature look very fancy and decorative, but is illegible?

	
---	--

Do you make long lower extenders ("g", "y", "j") in your signature?

# Personality Analysis of your Handwriting Signature

George \$ Ell	
---------------	--

Do you make any \$ or ¢ signs in your writing? (or signs of any other currency)

J. H. Manderly	
----------------	--

Does your signature go up hill?

Rebecca Davis	
---------------	--

Does your signature go downhill?

Kyle Matheson .	
-----------------	--

Do you put a period at the end of your signature?

# Personality Analysis of your Handwriting Signature

## Conclusion

So now you know how to “read” a signature. You can, if that is your interest, also work out from this information, what you would want to add or subtract from your present signature to make it more success related.

But most of all, you can also get an instant impression of other people, whether or not you have actually met them. Imagine how helpful that can be!

The applicable situations are unlimited. As with all personality assessment, take it generally. One negative trait does not a degenerate or dangerous person make!

Be kind, be generous, but at the same time, make use of the information you now have the ability to glean from a signature.

Have fun!

# Personality Analysis of your Handwriting Signature

## About the Author:

Fiona MacKay Young has, for over 20 years, been assisting people in career and life transitions from a personality perspective.

A certified GraphoAnalyst, with subsequent training in Gestalt Graphology, a Certified Career Development Practitioner and qualified Myers Briggs Practitioner, her belief in the benefits of self-awareness, self-understanding, and the ability of each and every person to find a life that will be satisfying and fulfilling, is her motivation.

Fiona writes on topics of personality, personal development and career. All her books are clear, easy to understand, "How-to" books and booklets giving simple step by step instructions on using the tool of handwriting analysis in practical ways that will be of use to everyone.

By helping people to examine what "makes them tick" she guides them to an understanding of who they are, and of their strengths and potential.

Fiona consults with businesses on hiring, team building and conflict resolution, with individuals on career planning, with couples, families and individuals on relationships.

Fiona also provides entertainment services, in the form of workshops and keynotes for functions of all sizes, and parties for smaller groups. She has appeared on television and radio, and had articles by and about her published throughout Western Canada.

She trained at the International GraphoAnalysis Society (Chicago), Concordia University College (Canada), Psychometrics Canada, and with Coach University based in Colorado. She is past President of the Canadian Chapter of the Coalition of Handwriting Analysts International ([www.chaiusa.org](http://www.chaiusa.org))

For a complete list of books see the following pages or visit Fiona's websites where you will also find many free articles and other information on handwriting analysis at [www.potentiality.biz](http://www.potentiality.biz) , [www.handwritinganalysisbooks.com](http://www.handwritinganalysisbooks.com) and [www.practicalhandwritinganalysis.com](http://www.practicalhandwritinganalysis.com)

# Personality Analysis of your Handwriting Signature

## Other Books by Fiona MacKay Young


Available at [www.handwritinganalysisbooks.com](http://www.handwritinganalysisbooks.com) in PDF or paperback format




Hire the (Right)  
Write Person  
the FIRST Time:  
What you really want to  
know about your job  
applicants.




What you can tell  
from a Person's  
Writing, 3 Feet  
Away & Upside  
Down Booklet




Job Fit:  
Don't just find a job,  
Choose the  
Right/Write job



The Personality  
FunKit for Teens  
- Not just for Teens,-  
it's a fun activity book  
for all ages



The Signature  
Party Game



16 Page Special  
Report:  
What goes on in  
your Head?  
Thinking Styles as  
identified  
from Handwriting



Follow the link  
to get your  
**FREE E-BOOK**

Your Handwriting  
Analysis Tonic:  
A Pick-Me-Up

Also available free at  
[www.handwritinganalysisbooks.com](http://www.handwritinganalysisbooks.com)


# Personality Analysis of your Handwriting Signature

Other Books by Fiona MacKay Young continued

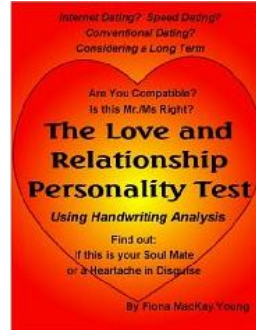
Available on [Amazon Kindle](#)



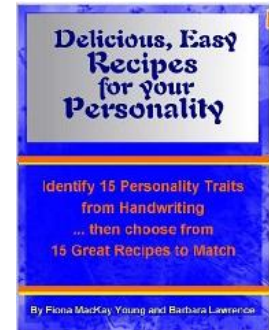
[Be A Success: 10 ways your handwriting can help you succeed in business, at work, at home - in everything you](#)



[How to Create a Power Signature Using Handwriting Analysis](#)



[The Love and Relationship Personality Test](#)



[Delicious, Easy Recipes for your Personality](#)

# **Personality Analysis** **of your** **Handwriting Signature**

## **Index of Personality Traits**

Adaptable.....	19	Like to be involved .....	23
Change is desired .....	48	Material interest.....	56
Confident, self-assured .....	28	Need to be noticed .....	56
Conformity .....	22	Not sure if they can handle independence	45
Conventional .....	37	Optimism .....	57
Defense mechanism .....	49	Past, tradition and convention .....	23
Depression, pessimism .....	57	Pedestal .....	45
Direct, blunt.....	37	Public persona .....	13
Distancing from family .....	52	Real need for attention .....	44
Does not want you to know much about them .....	32	Receiving family support .....	40
Emotional expression.....	50	Risk taker .....	22
Expecting the recognition .....	24	Satisfied with “stature” in life.....	28
False modesty.....	28	Seeking attention .....	38
Feel part of the group.....	22	Self-doubt.....	47
Feels attached .....	18	Self-reliance .....	44
Follower rather than a leader .....	22	Sensitivity to outside influences.....	20
Forgeries.....	33	Strong physical drives .....	56
Hard to get to know .....	32	Team.....	24
Impatient, wanting to get things done.....	37	Team player .....	19
Indecision.....	45	Too important to bother communicating ...	56
Independence .....	40	Trying to establish their independent image .....	19
Independent.....	24	Umbrella or protection .....	47
Independent to the point of being remote .	19	Unassuming .....	38
Interest in money .....	56	Uncommunicative.....	32
Lack of interest in communicating .....	33	Underestimate abilities .....	27

# Personality Analysis of your Handwriting Signature

Unhappy about what they are writing .....	19	Who you are in public.....	13
Vacillating .....	57	Willing to take responsibility .....	24
Want to appear insignificant.....	27	Writing differently at different times .....	22
Want to be noticed .....	27		