

**INTRODUCTION**

This worksheet complements the animation series [Photosynthesis](#).

**PROCEDURE**

1. This animation series contains seven parts. Read the questions below for each part before watching it.
2. After watching each part, answer the questions in the spaces provided.
3. After completing all seven parts of the animation, answer the summary questions in Part 8.

**QUESTIONS**

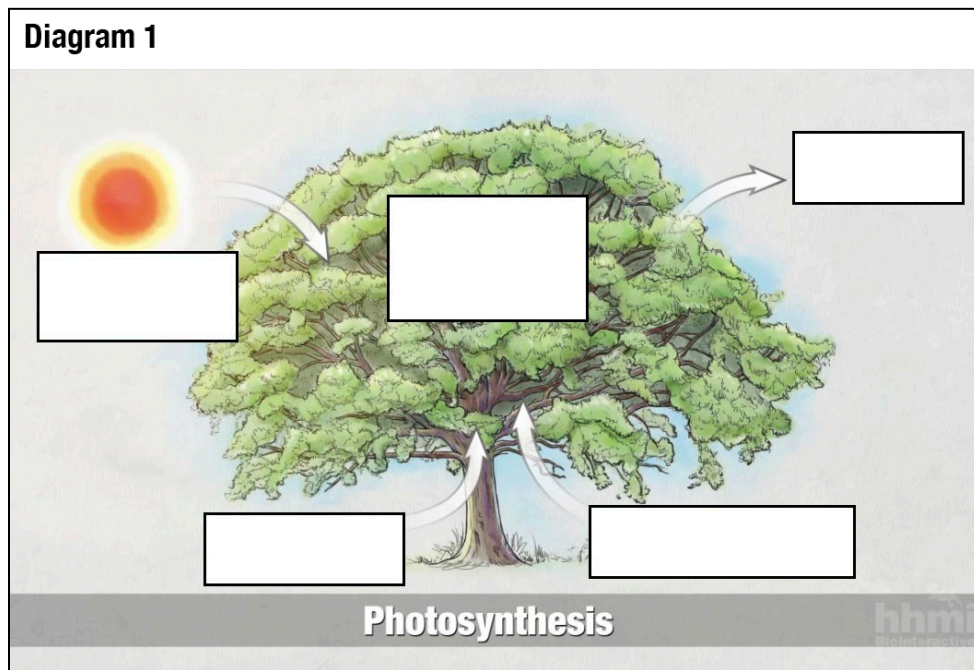
**PART 1: OVERVIEW**

1. Which of the following kinds of organisms do photosynthesis? Select all that apply.

plants     fungi     animals     algae     all bacteria     some bacteria

2. What is the overall purpose of photosynthesis?

3. On Diagram 1, fill in the labels with photosynthesis’s main inputs and outputs of matter and energy.



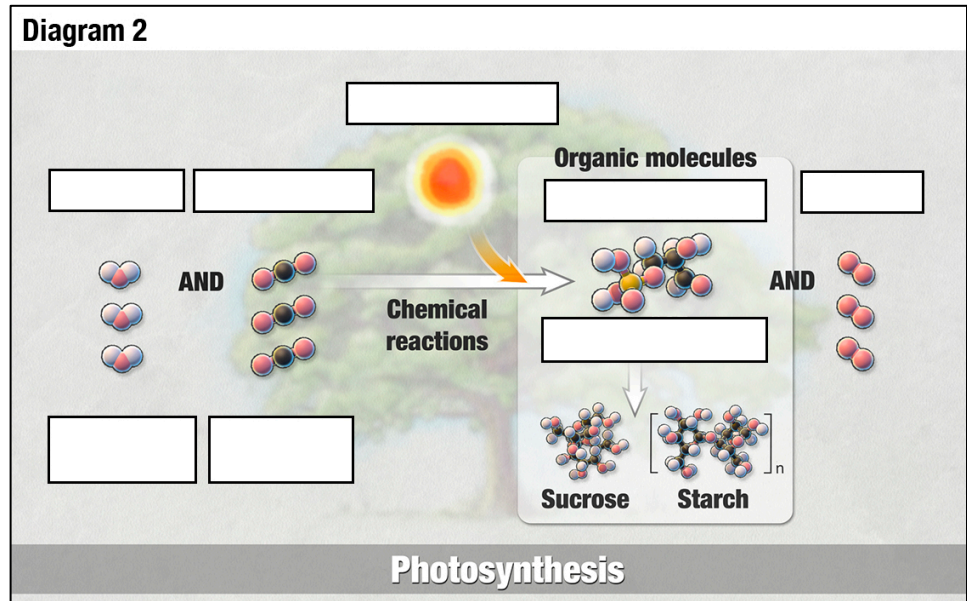
**PART 2: CHEMICAL PROCESS**

1. Complete the following sentence.

Photosynthesis is a set of \_\_\_\_\_ in which \_\_\_\_\_ energy is converted to \_\_\_\_\_ energy.

2. On Diagram 2, fill in the labels with the following descriptions. Some of the objects have multiple labels.

- water (H<sub>2</sub>O)
- carbon dioxide (CO<sub>2</sub>)
- oxygen (O<sub>2</sub>)
- G3P (sugar)
- electron acceptor
- electron donor
- carbohydrates
- energy input

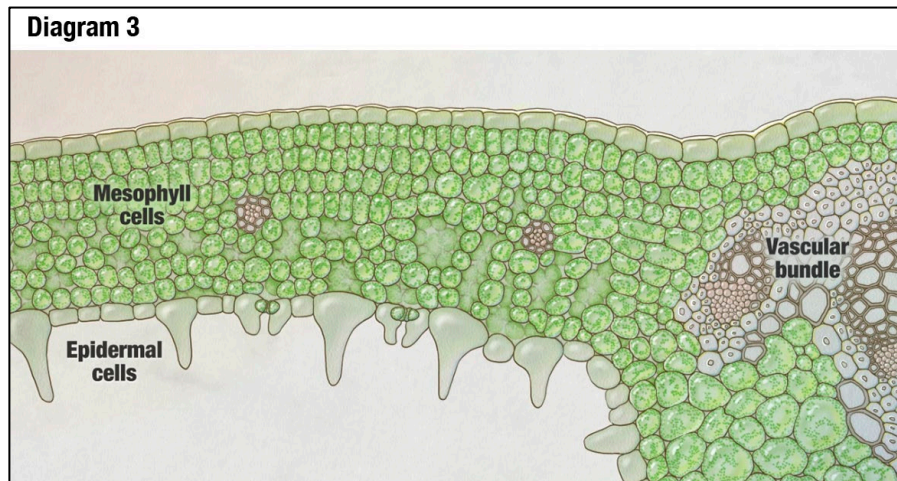


### PART 3: LEAF STRUCTURE

1. In what plant structures does photosynthesis occur? Make your description as specific as you can.

2. On Diagram 3, complete the following tasks.

- Draw how CO<sub>2</sub> gets into the leaf.
- Draw how O<sub>2</sub> gets out of the leaf.
- Label the name of the structure through which these gases pass.



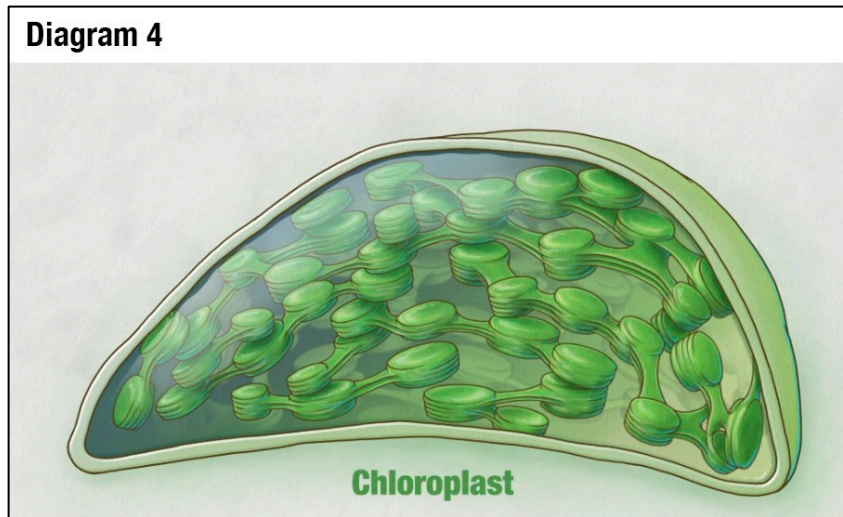
3. What structure is used to transport organic molecules from the leaf to other parts of the plant?

4. Why are leaves green?

**PART 4: CHLOROPLASTS**

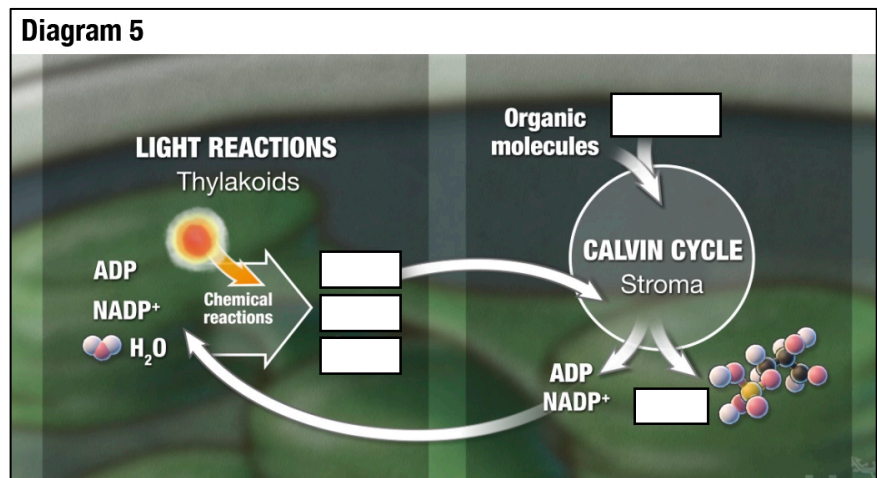
1. On Diagram 4, label the following items. Multiple labels may apply to the same part of the diagram.

- location of the light reactions
- location of the Calvin cycle
- thylakoid
- stroma



2. On Diagram 5, fill in the labels with the following descriptions to show the connections between the light reactions and the Calvin cycle.

- carbon dioxide (CO<sub>2</sub>)
- oxygen (O<sub>2</sub>)
- G3P (sugar)
- ATP
- NADPH



3. How does a plant increase its biomass?

**PART 5: LIGHT REACTIONS**

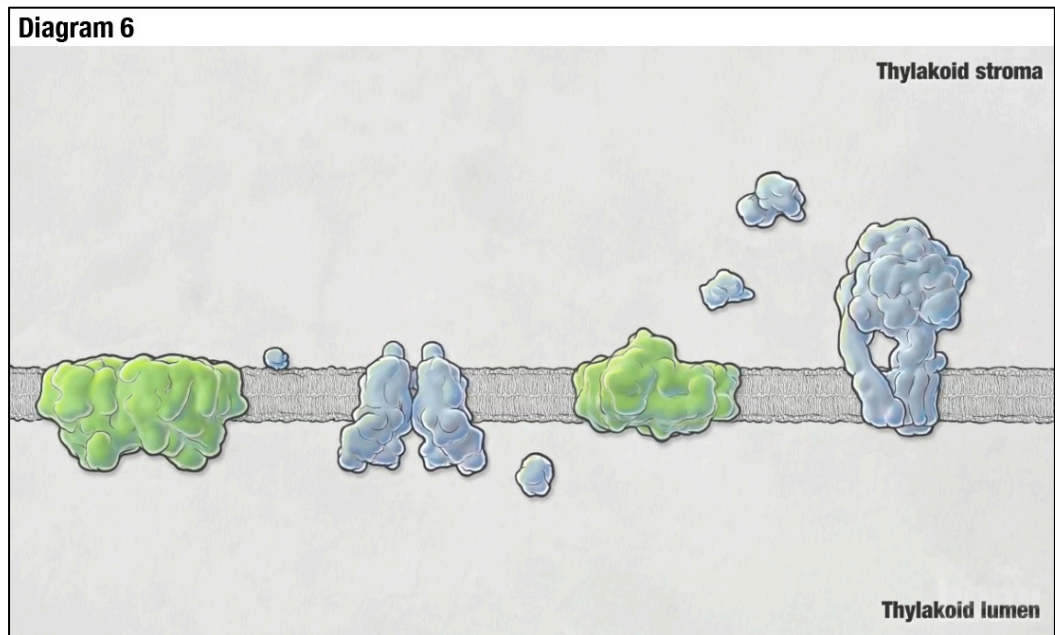
**Photosystems I and II (PSI and PSII)**

1. What is the function of the photosystems?

2. On Diagram 6, complete the following tasks.



- a) Label PSI and PSII.
- b) Draw the path of the electron transport chain.



**The Events of the Light Reactions**

3. For **PSII**, the **cytochrome complex**, and **PSI**, draw and label what happens at that structure on Diagram 6. Then describe the events in a bulleted list in Table 1.

Table 1: Descriptions of the steps in the light reactions.		
Structure	What is happening with matter?	What is happening with energy?
PSII		
cytochrome complex		
PSI		

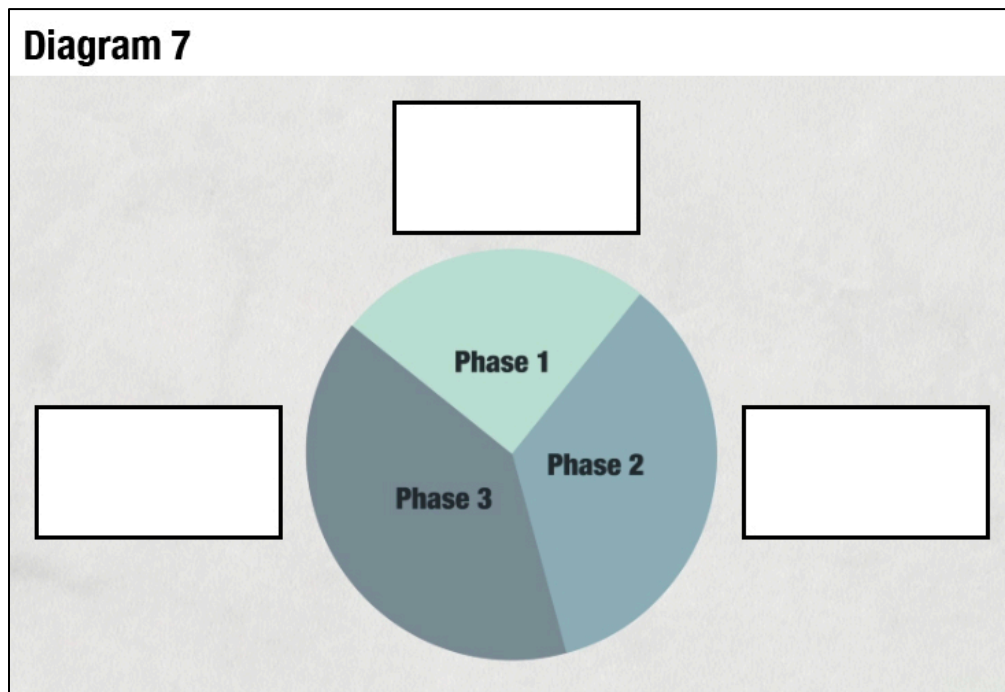
4. At the end of the electron transport chain, where is the light energy that was absorbed and converted by chlorophyll stored? List **two** answers.

**Chemiosmosis and ATP Synthase**

- Label the ATP synthase on Diagram 6.
- Describe how the proton ( $H^+$ ) gradient is used to make ATP.
- What two molecules bring chemical energy from the light reactions to the next stage of photosynthesis, the Calvin cycle?

**PART 6: CALVIN CYCLE**

- Label Diagram 7 with the three phases of the Calvin cycle.

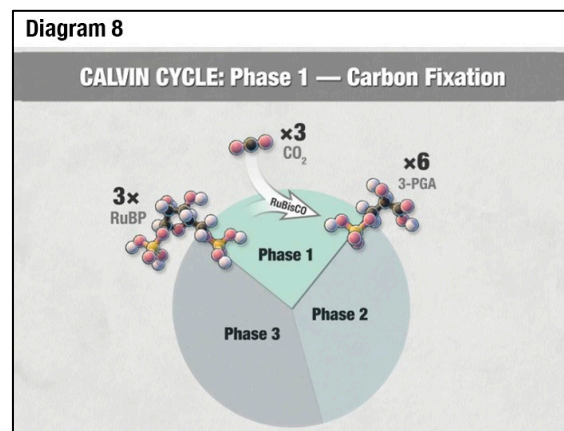


Briefly describe what is going on in each phase and answer the questions shown.

**Phase 1 (Diagram 8)**

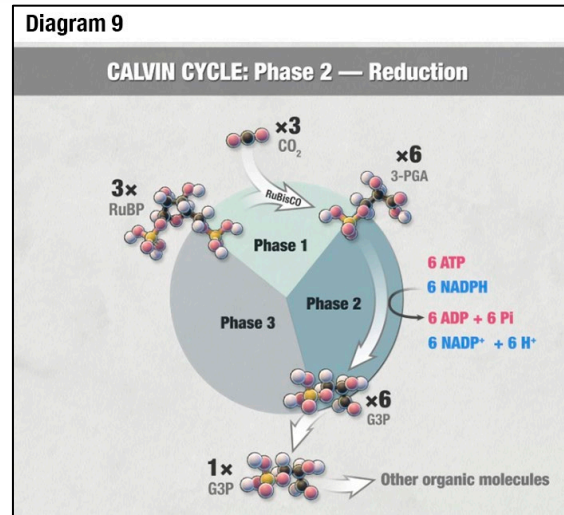
Description:

What enzyme catalyzes the reaction in this phase?



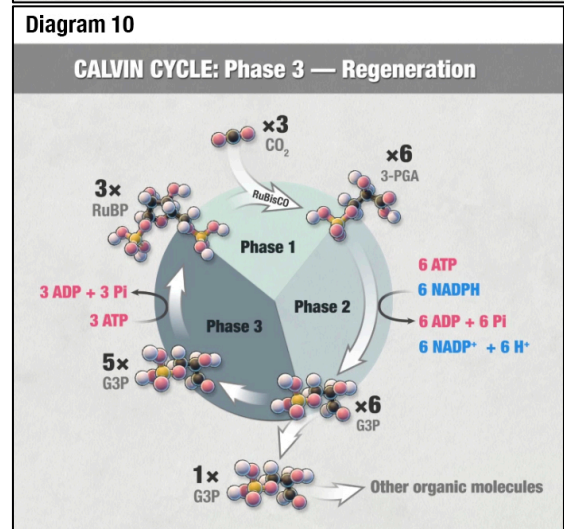
**Phase 2 (Diagram 9)**

Description:



**Phase 3 (Diagram 10)**

Description:

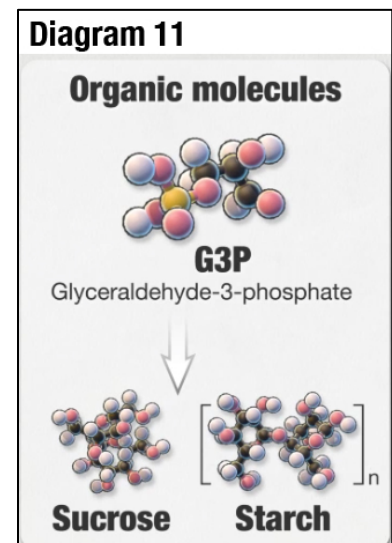


Why is the series of reactions in the Calvin cycle called a “cycle”?

2. At the end of the Calvin cycle, what molecules have the energy that originally came from light?

**PART 7: BIOSYNTHESIS**

- Complete the following sentence based on Diagram 11.  
 Glyceraldehyde-3-phosphate (G3P) can be used by plant cells to make \_\_\_\_\_ and \_\_\_\_\_.
- Which molecule in Diagram 11 is used to transport energy to other parts of the plant?
- Which molecule in Diagram 11 is stored in the plant for later use as an energy source?



### PART 8: TEST YOUR KNOWLEDGE

1. Based on everything you've learned from the animations, what is the overall purpose of photosynthesis?
2. Describe how oxygen gas ( $O_2$ ) is produced during photosynthesis. Include the specific structures in the plant where the reaction occurs.
3. Describe the path of an electron from a molecule of water to the sugar G3P.
4. Describe how ATP is produced in the light reactions.
5. Which of the following statements best explains how the energy in a photon of light is stored in a molecule of the sugar G3P? \_\_\_\_\_
  - a. Light energy directly provides energy to RuBP and  $CO_2$ , which produce G3P in the Calvin cycle.
  - b. Light energy directly provides energy to ATP synthase, which produces ATP during the light reactions.
  - c. Light energy energizes electrons to make ATP and NADPH, which provide energy to produce G3P in the Calvin cycle.
6. When three molecules of carbon dioxide ( $CO_2$ ) react with three molecules of RuBP during the Calvin cycle, six molecules of the sugar G3P are produced. One G3P molecule exits the Calvin cycle during Phase 2. What happens to the other five G3P molecules?