



Department
for Environment
Food & Rural Affairs

PHR – (EU) 2016/2031

PLANT PASSPORT CONTENT AND FORMAT UNDER THE NEW PLANT HEALTH REGULATIONS



Contents

- ❖ EU Plant Passports: An Introduction
- ❖ The difference between a Plant Passport (PP) and a Phytosanitary Certificate (PC)
- ❖ What plants and plant products require a PP?
- ❖ What information is required:
 - For a standard PP?
 - For a PP for a Protected Zone (PZ)?
 - For a PP merged with an existing Certification Label?
- ❖ Where do I attach a PP?
- ❖ FAQs

EU Plant Passports: An Introduction

❖ What is a PP?

- A PP is an official label for the movement of regulated plants and plant products within the EU, and where applicable, into and within EU PZs. It assures compliance with all plant health requirements for the relevant plant or plant product, for example that it is free from particular pests and diseases.
- The content and format of PPs is publicly available on [EUR-LEX](#). EUR-LEX is the site where EU law is published.

❖ What is the purpose of a PP?

- PPs ensure that plants and plant products can be traced throughout the supply chain, which is essential for maintaining biosecurity. The PP regulations are applied across the EU, which means stakeholders in all EU states must uphold the same minimum standards for plant health.
- The new format provides better recognisability and consistency across the EU.

EU Plant Passports: An Introduction

❖ What is a PP for a PZ?

- PPs for PZs are required for plant and plant products which are known to host certain quarantine pests or diseases not present in certain PZs.
- A PP for a PZ provides greater assurance that the plant or plant product is free from the relevant pest when entering the PZ.
- Each PZ pest has its own unique code which must be listed on the PP for the PZ.
- More details on the format of a PP for a PZ can be found on slide 11.

What is the difference between a PP and a PC?

- ❖ A PC is a global certificate used for biosecurity purposes, and is necessary for regulated plants and plant products imported into the UK from 3rd countries (non-EU countries) or exported from the UK to 3rd countries.
 - ❖ PCs are issued by the competent authority. In England and Wales this is APHA (Animal & Plant Health Agency), in Scotland it is SASA and in Northern Ireland DAERA (Department of Agriculture, Environment and Rural Affairs).
 - ❖ A PP is for internal movements within the EU alone, and is an EU specific label.
 - ❖ PPs are issued by authorised operators (authorisation is granted by the competent authority).
 - ❖ The list of plants and plant products which require a PC is not the same as the list for those that require a PP.
-

What plants and plant products will require a PP?

- ❖ Under the new regulations the scope of what will require a PP will be greater than before.
 - ❖ The new list will include all plants for planting and some seeds.
'plants for planting' means plants intended to remain planted, to be planted or to be replanted
 - ❖ The list for the UK includes plants and plant products for which a PP is required for a PZ.
 - ❖ The detailed list of plants, plants products and other objects for which a PP is required are currently under consultation as part of the European Commission's better regulation agenda, and can be viewed [here](#), in Annexes XIII and XIV.
 - ❖ The current list of PZ pests for the UK and their host plants which require a PP can be found on [GOV.uk](#). Please note that this list may change over the coming months and we will release updated guidance ahead of such changes.
-

What information is required for a standard PP?

Part 1:

The following elements must be provided in all PPs, unless the passport has been combined with a certification label which already includes this information, in which case only the EU flag and reference to 'Plant Passport' is needed.

- ❖ The EU flag, which may be printed in colour, or in black and white, either with white stars on black background, or vice versa, and must be in the top left hand corner of the PP.
- ❖ The words 'Plant Passport' in English and, if relevant, in one other official language of the Union, to be separated by a slash.
- ❖ The botanical name(s) of the plant(s) species or taxon(s) concerned, in the case of plants and plant products, or, where appropriate, the name of the object concerned, and, optionally, the name of the variety.

What information is required for a standard PP?

Part 2:

- ❖ The two-letter code for the Member State in which the professional operator issuing the PP is registered. The code for the UK (including Northern Ireland) is **GB**. These two-letter codes can be found on [GOV.UK](https://www.gov.uk).
- ❖ The alphabetical, numerical or alphanumerical national registration number of the professional operator concerned.
- ❖ The traceability code of the plant, plant product or the other object concerned **(this can be an existing code used to trace or identify a consignment)**. This code must provide traceability back to the operator who issued the PP.
- ❖ Where applicable, the two-letter code of the Member State(s) or where applicable, the name(s) of the third country/countries of origin or its/their two-letter code. These two-letter codes can be found on [GOV.UK](https://www.gov.uk).

What information is required for a standard PP?

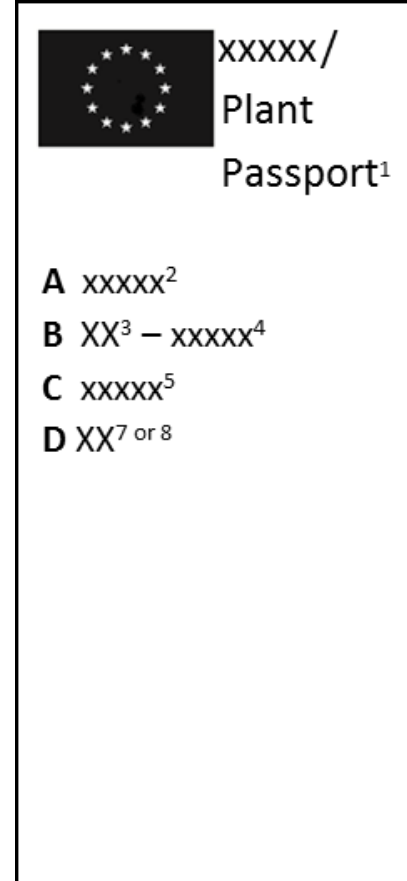
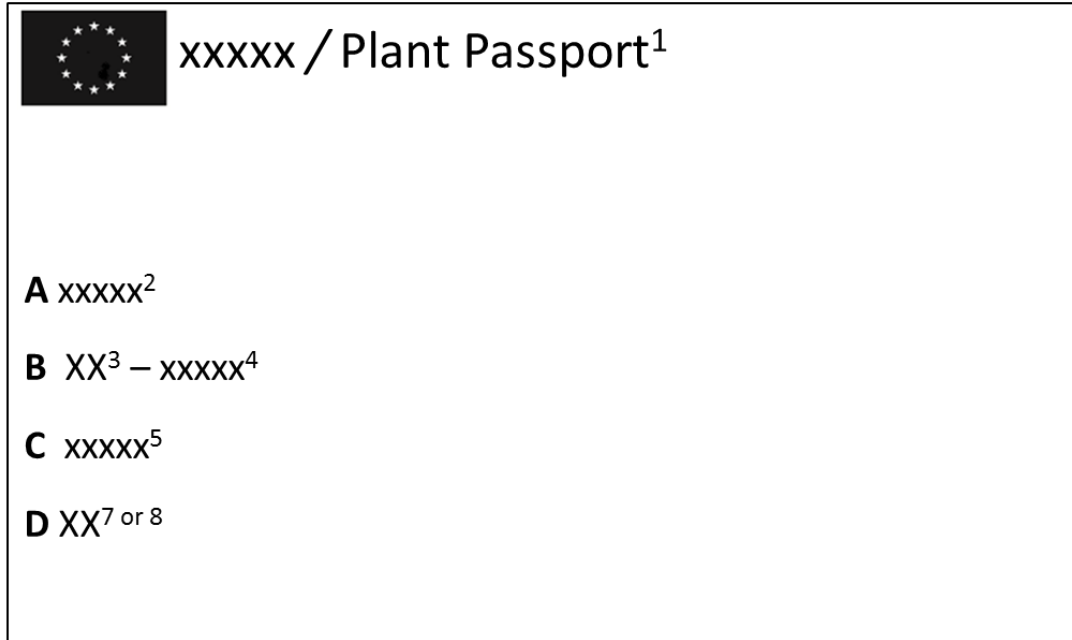
Part 3:

- ❖ The PP may include a unique barcode, QR-code, hologram, chip or other data carrier, supplementing the traceability code. This requirement is optional.

Other information:

- ❖ Please note that the size of the PPs, the use of a border line, the proportions of the size of their elements, and the fonts used in the models on the following slides are only examples.
- ❖ The information in PPs must be legible, but can be handwritten, as long as it is written in capitals.
- ❖ The PP must be distinct and separate from other information associated with the consignment, e.g. care instructions .

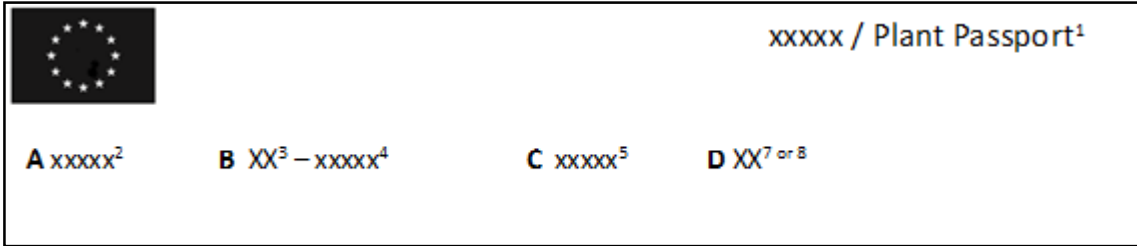
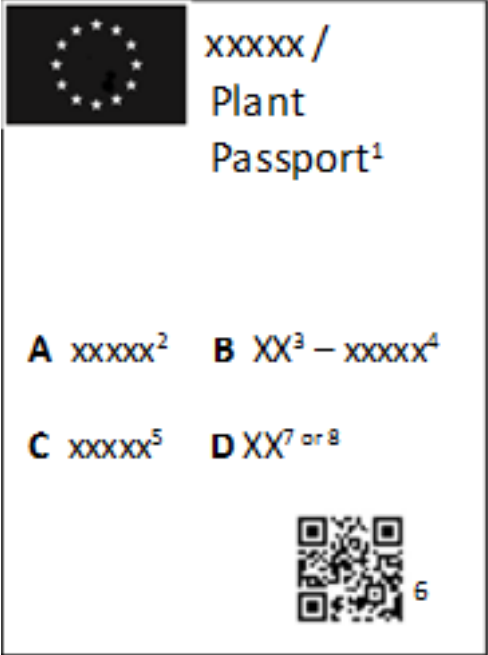
Standard PP Examples



- The words 'Plant Passport'¹
- Botanical names² (A)
- Country code of issuer³ (B)
- Registration number⁴ (B)
- Traceability code⁵ (C)
- Country of origin code (EU Member State or 3rd country)
7 or 8 (D)
- Barcode or similar (optional)

The size of the PPs, the use of a border line, the proportions of the size of their elements, and the fonts used in the models are only examples.

Standard PP Examples



- The words ‘Plant Passport’¹
- Botanical names² (A)
- Country code of issuer³ (B)
- Registration number⁴ (B)
- Traceability code⁵ (C)
- Country of origin code (EU Member State or 3rd country)
7 or 8 (D)
- Barcode or similar⁶ (optional)

The size of the PPs, the use of a border line, the proportions of the size of their elements, and the fonts used in the models are only examples.

What information is required for PPs for PZs?

Part 1:

- ❖ The PP for the PZ must still contain the elements set out in slides 7 and 8, and the information on slide 9 still applies.
- ❖ A 'Protected Zone' or PZ is an area designated as free from a particular quarantine pest(s). The PZ PP attests that the plant or plant product in question is free from the relevant PZ quarantine pest.
- ❖ The detailed list of plants, plants products and other objects for which a PP is required for a PZ is currently under consultation as part of the European Commission's better regulation agenda, and can be viewed [here](#).

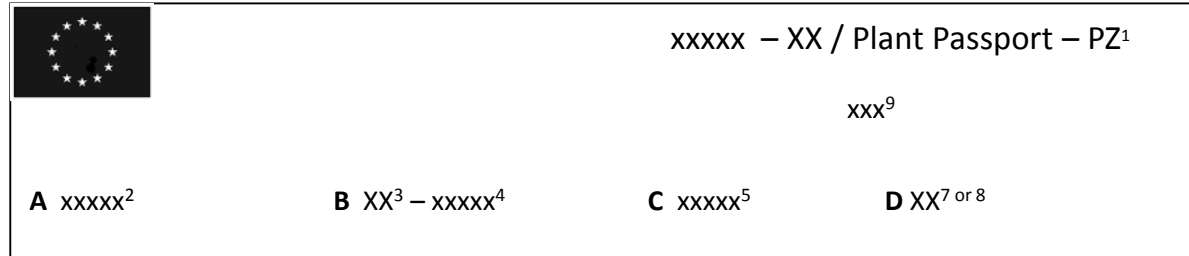
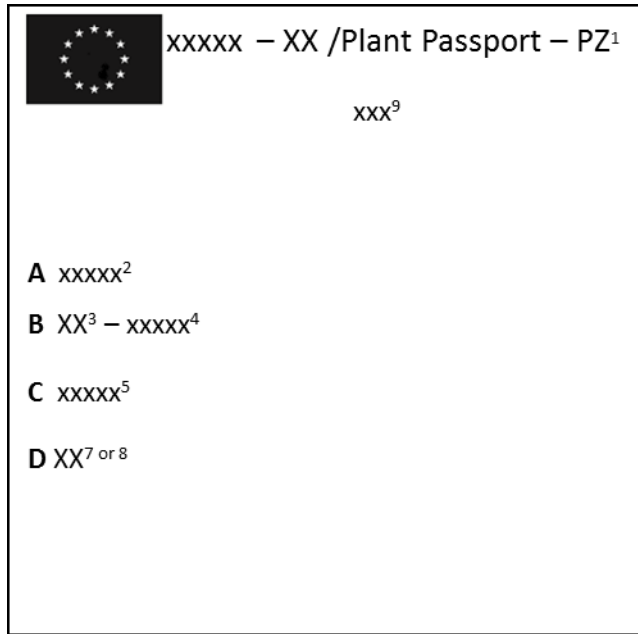
What information is required for PPs for PZs?

Part 2:

The following elements must be provided in all PPs for PZs, unless the passport has been combined with a certification label which already includes this information, in which case only the EU flag and reference to 'Plant Passport' is needed.

- ❖ The words 'Plant Passport – PZ' in English and, if relevant, in one other official language of the Union, to be separated by a slash.
- ❖ Scientific name(s) of PZ quarantine pest(s) or, alternatively, the codes specifically attributed to those pests. The list of those pests and their respective codes is currently under consultation as part of the European Commission's better regulation agenda, available [here](#) in Annex III however Defra will publish and communicate guidance on this list soon.

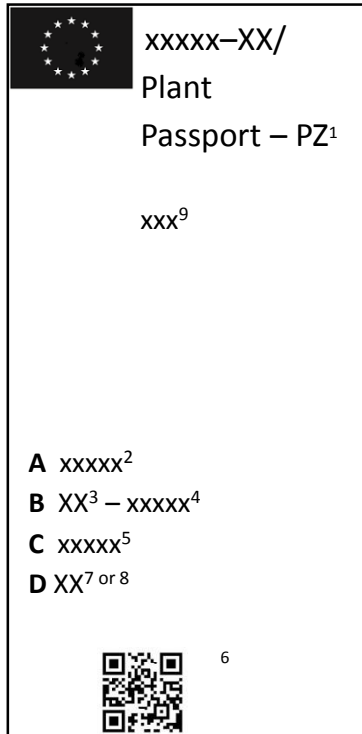
PP for a PZ Format



- The words 'Plant Passport - PZ'¹
- Botanical names² (A)
- Country code of issuer³ (B)
- Registration number⁴ (B)
- Traceability code⁵ (C)
- Country of origin code (EU Member State or 3rd country)
7 or 8 (D)
- Barcode or similar⁶ (optional)
- PZ Code⁹

The size of the PPs, the use of a border line, the proportions of the size of their elements, and the fonts used in the models are only examples.

PP for a PZ Format



- The words 'Plant Passport – PZ'¹
- Botanical names² (A)
- Country code of issuer³ (B)
- Registration number⁴ (B)
- Traceability code⁵ (C)
- Country of origin code (EU Member State or 3rd country)
7 or 8 (D)
- Barcode or similar⁶ (optional)
- PZ Code⁹


The size of the PPs, the use of a border line, the proportions of the size of their elements, and the fonts used in the models are only examples.

What information is required?

For products which also require a certification label:

- ❖ Information required for an official label for seeds or other propagative material.
 - ❖ There may be less information on a PP of this type, as information provided in numbers 2-8 may be provided by the certification label itself.
 - ❖ This information does not need to be repeated in the PP as information required in elements 2-8 (see list below), as described in the previous examples, will be provided by the certification label itself.
-
- The words 'Plant Passport'¹
 - Botanical names² (A)
 - Country code of issuer³ (B)
 - Registration number⁴ (B)
 - Traceability code⁵ (C)
 - Country of origin code^{7 or 8} (D)
 - Barcode or similar⁶ (optional)

PPs combined with a certification label



Standard PP



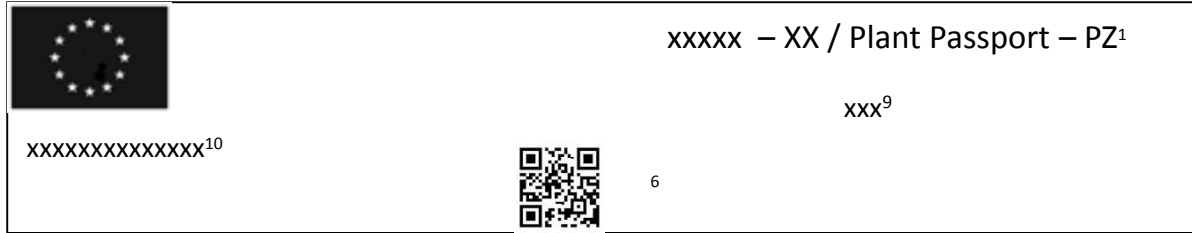
PP for a PZ



- The words 'Plant Passport'¹
- PZ Code⁹
- Information needed for certification label¹⁰

The size of the PPs, the use of a border line, the proportions of the size of their elements, and the fonts used in the models are only examples.

PPs combined with a certification label



- The words 'Plant Passport'¹
- PZ Code⁹
- Information needed for certification label¹⁰



The size of the PPs, the use of a border line, the proportions of the size of their elements, and the fonts used in the models are only examples.

Where do I attach my PP?

- ❖ The PP must be attached to the smallest trade unit at the relevant marketing stage. The PP must be attached prior to movement.
- ❖ If a business sells the same commodity on pallets, trays, or in bags, the PP must be attached to each of those individual units. However if there are multiple commodities on the same pallet or tray then the PP must be attached to the individual units, e.g. bundles or bags, on that pallet.
- ❖ Multiple plant species can be listed on a single PP as long as traceability is provided for all regulated plants or plant products listed on the PP.
- ❖ The traceability code of the plant, plant product or the other object concerned can be an existing code used to trace or identify a consignment, as long as it provides traceability for all the regulated commodities within the relevant trade unit.

FAQs

❖ Can I use this format now?

Yes, as long as the content of the passport conforms with current regulations

❖ Where can I find more examples of PPs?

Models are publicly available on [EUR-LEX](#).

❖ Will PPs be needed down to individual consumers?

Only if you are selling through means of distance contracts, for example selling online, in magazines, or over the phone, or if the plant in question is a host of fireblight.

Otherwise as long as that consumer is not using the plants in question for professional purposes and is only purchasing them for personal use, a PP is not required to individual consumers.

FAQs

- ❖ If a regulated plant or plant product in the supply chain is at some point destined for a final user who is acquiring plants or plant products for personal use, do I need to passport that plant or plant product.

Yes. Plants and plant products destined for the final user still need to be passported.

*It is **only** the final stage of the supply chain, where the regulated plant or plant product is sold to the final user who is acquiring them for personal use, where a PP is not required.*

If you are supplying another business you will have to provide PPs even if those plants are destined for a final user who will acquire them for personal use.

- ❖ I have to move plants between my different premises, do I need PPs for those movements?

Yes, unless your premises are within 10 miles of one another.

- ❖ Where can I find a list of operators authorised to issue PPs?

There is no publicly available list, please contact those in your supply chain to see if they are authorised.

Contact

- ❖ For further information please contact your local PHSI inspector.
- ❖ For customers in England and Wales, call the Plant Health Helpline on 01904 405 138 for advice and guidance on plant health regulations or email planthealth.info@apha.gov.uk.

- ❖ For customers in Scotland contact SASA.

Phone: 0131 244 8923

Email: hort.marketing@gov.scot

- ❖ For customers in Northern Ireland contact DAERA

Phone: 0300 200 7847

Email: planthealth@daera-ni.gov.uk