
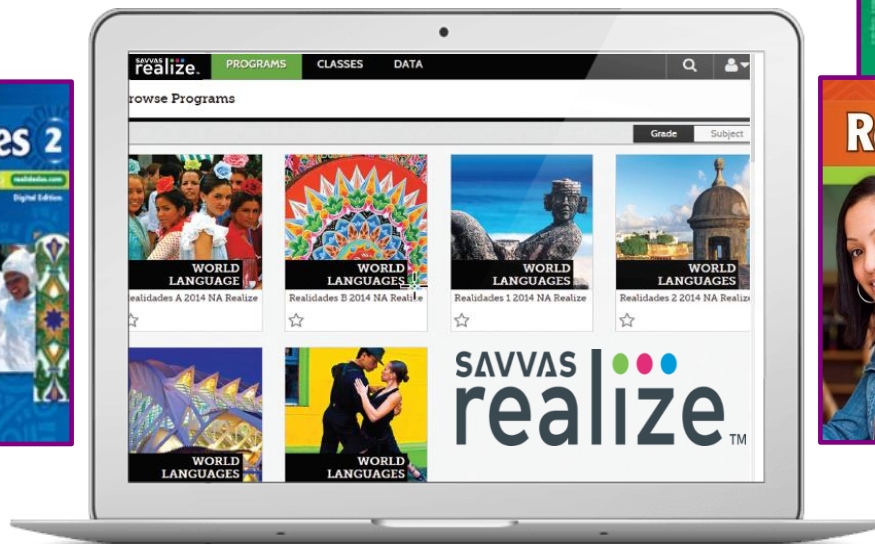








Realidades



PHSchool and FLASH Migration Guide to Content on Realize



Bienvenidos!

Welcome to your content guide for PHSchool and FLASH-based content on the Savvas Realize platform.

This guide will indicate the particular resource, what format it has been converted to, and the new location where you can now find it on the Realize course.

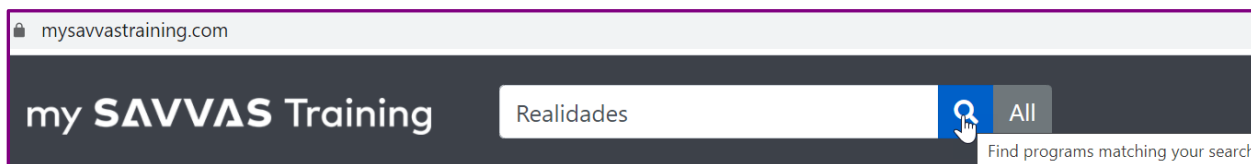
For the purpose of this guide, all examples will be taken from *Realidades* Level 1 course with the exception of Levels 2, 3, and 4 only content.

New to *Realidades* on Realize? No worries we've got you covered!

Go to [mySavvasTraining.com](https://mysavvas.com)

Type in *Realidades*, click on Magnifier.

Select *Realidades*



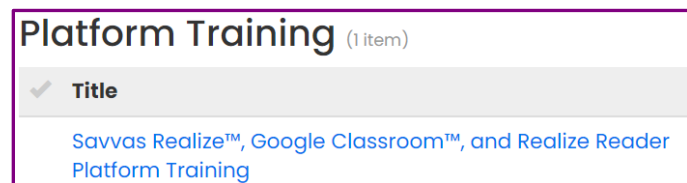
Select *Realidades*



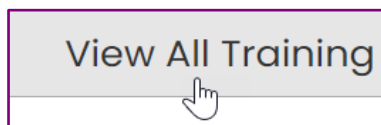
Click On-Demand Training

Under Platform Training

Select the title below










Scroll Down and Click on View all Training











The Teacher dropdown is ready for you to view self-paced webinars to get you up and running quickly with *Realidades* on the Savvas Realize Platform.



Realidades Levels A, B, 1, 2, 3, and 4		
Resource Name	Converted To	Location on Course
Animated Verbs	MP4	<p>In Realidades Student and Teacher Editions in Gramática Section as appropriate. Also as direct link in Realize Reader/etext only As needed at point of use in certain activities that</p> <div style="border: 1px solid purple; padding: 5px;"> <p>Realidades 1 2014 NA Realize ▾</p> <p>Table of contents Resources Standards eText Tools ▾</p> <hr/> <p> Capítulo 2B: Tu sala de clases ></p> <hr/> <p> Ch 2B Gramática: The verb estar ></p> <p>Info Teacher Resources Customize</p> <hr/> <p>Realidades 1 2014 NA Realize ▾</p> <p>Table of contents Resources Standards eText Tools ▾</p> <hr/> <p>← Ch 2B Gramática: The verb estar</p> <p><input type="checkbox"/> Select all</p> <p>Presentation</p> <hr/> <p><input type="checkbox"/>  Ch 2B eText: pp. 107-109 Assign Add to Playlist Info</p> <p><input type="checkbox"/>  Ch 2B GramActiva Video: The verb estar Assign Add to Playlist Info</p> <p><input type="checkbox"/>  Ch 2B Animated verbs: The verb estar Assign Add to Playlist Info</p> <p><input type="checkbox"/>  Ch 2B Tutorial: Estar Assign Add to Playlist Info</p> </div>
<p>Canciones de Hip Hop Landing Page/HTML page format Program Resources (all levels) Includes all the following resources:</p>		
<p>Canciones de hip hop</p> <ul style="list-style-type: none"> • MP3 with lyrics • MP3 without lyrics • Lyric Sheet 	HTML page	<p>Program TOC / Chapter X Gramática / Canción de hip hop: <audio name>/Audio files with lyrics and without and PDF</p> <div style="border: 1px solid purple; padding: 5px;"> <p>Realidades 1 2014 NA Realize ▾</p> <p>Table of contents Resources Standards eText Tools ▾</p> <hr/> <p> Capítulo 1A: ¿Qué te gusta hacer? ></p> </div>





		<div data-bbox="639 220 1393 317"> Ch 1A Gramática: Infinitives Info Teacher Resources Customize</div> <div data-bbox="639 325 1393 430"> Ch 1A Audio: Canción de hip hop: Mambo Assign Add to Playlist Info</div> <div data-bbox="639 441 1393 787"><h3>Realidades Level A/1: Capítulo 1B</h3><h4>Canciones de hip hop</h4><p>Click on the MP3 file below of the Canción de hip hop (with lyrics)</p><ul style="list-style-type: none">¿Cómo soy yo? (con letra)¿Cómo soy yo? (sin letra)<p>Click on the PDF below if you would like to follow along</p><ul style="list-style-type: none">¿Cómo soy yo? (letra)</div>
Canciones de hip hop Student Cloze Activity Worksheet	PDF file	<p>Program TOC / Chapter X Gramática / Canción de hip hop Activity: <audio name></p> <div data-bbox="639 884 1393 947"><p>Realidades 1 2014 NA Realize</p><p>Table of contents Resources Standards eText Tools</p></div> <div data-bbox="639 955 1393 1039"> Capítulo 1A: ¿Qué te gusta hacer?</div> <div data-bbox="639 1050 1393 1150"> Ch 1A: Canción de hip hop: Mambo, mambo Assign Add to Playlist</div>
Canciones de hip hop Cloze Activity Worksheet Answers/Teaching Tip	PDF file	<p>Program TOC / Chapter X Gramática Teacher Resources / Canción de hip hop Activity: <audio name> Teacher Materials</p> <div data-bbox="639 1276 1393 1339"><p>Realidades 1 2014 NA Realize</p><p>Table of contents Resources Standards eText Tools</p></div> <div data-bbox="639 1348 1393 1432"> Capítulo 1A: ¿Qué te gusta hacer?</div> <div data-bbox="639 1442 1393 1539"> Ch 1A Gramática: Infinitives Info Teacher Resources Customize</div> <div data-bbox="639 1547 1393 1801"><p>Realidades 1 2014 NA Realize</p><p>Table of contents Resources Standards eText Tools</p><div data-bbox="669 1619 1084 1696"> Ch 1A Audio: Canción de hip hop: Mambo Assign Add to Playlist Info</div><div data-bbox="669 1705 1040 1782"> Ch 1A GramActiva Video: Infinitives Assign Add to Playlist Info</div><div data-bbox="1198 1612 1393 1801"><p>Teacher Resources</p><ul style="list-style-type: none">Ch 1A. Canción de hip hop: Mambo, mambo Teacher Ma... Add to Playlist</div></div>


Glossary
Tutorials
Verb Charts


HTML
MP4 Videos



Capítulo X/ Gramática
Core and Guided Activities / Tools: Glossary, Tutorials, Verb Charts,
Animated Verbs
Direct link in Realize Reader/etext only
As needed at point of use within an activity


 **Capítulo 2B: Tu sala de clases**


 Ch 2B Introducción >
[Info](#) [Customize](#)

 Ch 2B Vocabulario en contexto >
[Info](#) [Teacher Resources](#) [Customize](#)

 Ch 2B Vocabulario en uso >
[Info](#) [Teacher Resources](#) [Customize](#)

 Ch 2B Gramática: The verb estar >
[Info](#) [Teacher Resources](#) [Customize](#) 

 **Ch 2B Guided WB: Gram. Acts. A-E (pp. 77-78)**

[Assign](#) [Add to Playlist](#) [Info](#) [Customize](#) 

The verb estar

[Tools: Glossary](#) | [Verb Chart](#) | [Tutorials](#)

- Irregular verbs do not follow the same pattern as regular verbs.
- **Estar** (to be) is irregular. Its **yo** form (**estoy**) is different from the regular **-ar yo** form. Its **tú, usted/él/ella, and ustedes/ellos/ellas** forms are different because they have an accent on the **a**: **estás, está, están**.
- Here are the forms of **estar**:

yo	estoy	nosotros/nosotras	estamos
tú	estás	vosotros/vosotras	estáis
usted/él/ella	está	ustedes/ellos/ellas	están

- **Estar** is used to tell how someone feels or to give a location.

A. Write the ending of each form of **estar**.

1) yo estoy [Ω Symbols](#)

2) tú estás [Ω Symbols](#)

3) Ud. está [Ω Symbols](#)

4) nosotras estamos [Ω Symbols](#)


Integrated Performance Assessment


n/a
Already on the course

Capítulo X / Assessment
or
Realidades Level X Teacher Edition / Program Resources / Communication Workbook


Realidades 1 2014 NA Realize ▾

[Table of contents](#) Resources Standards eText Tools ▾


 Capítulo 1A: ¿Qué te gusta hacer? >

 Ch 1A Assessment >

[Info](#) [Teacher Resources](#) [Customize](#)

 **Ch 1A Assessment**

Select all

 [Ch 1A Comm. WB: IPA 1A \(p. 229\)](#)

[Assign](#) [Add to Playlist](#) [Info](#) [Customize](#)


Internet Link Activity
(Online Cultural Reading Activity)


PDF file

Program TOC / Chapter X Adelante / Online Cultural Reading Activity


Realidades 1 2014 NA Realize ▾

[Table of contents](#) Resources Standards eText Tools ▾

 Capítulo 1A: ¿Qué te gusta hacer? >

 Ch 1A Adelante >

[Info](#) [Teacher Resources](#) [Customize](#)

 Ch 1A Online Cultural Reading Activity

[Assign](#) [Add to Playlist](#) [Info](#)


Internet Link Activity (Online Cultural Reading Activity) Teacher Notes


PDF file

Program TOC / Chapter X Adelante / Teacher Resources

Realidades 1 2014 NA Realize ▾

[Table of contents](#) Resources Standards eText Tools ▾

 Capítulo 1A: ¿Qué te gusta hacer? >

 Ch 1A Adelante >

[Info](#) [Teacher Resources](#) [Customize](#)

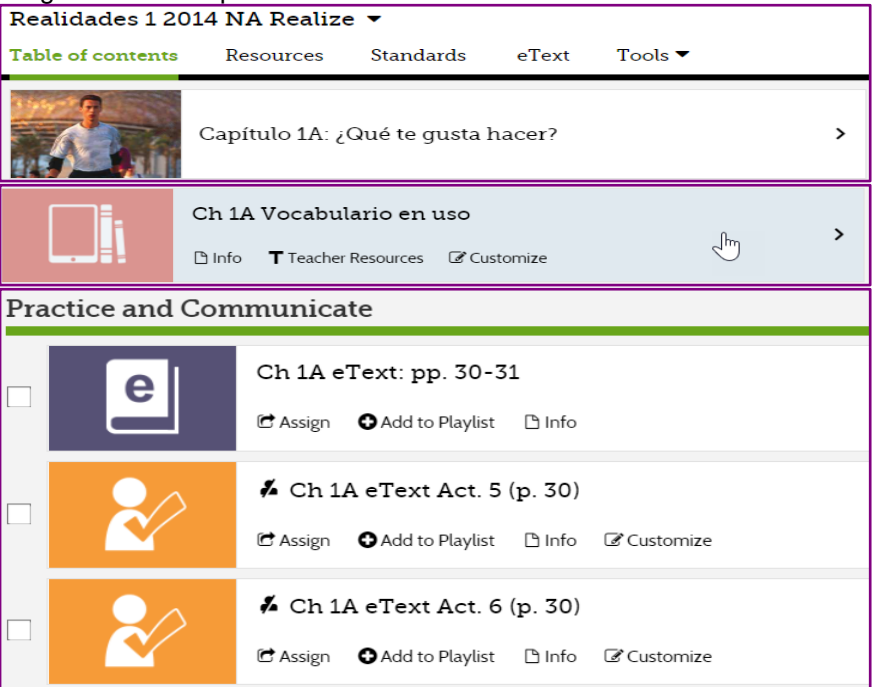





		<div style="border: 1px solid purple; padding: 5px;"> <div style="display: flex; justify-content: space-between; align-items: flex-start;"> <div style="width: 45%;"> <p> Ch 1A eText Act. ¿Comprendes? (p. 41)</p> <p>Assign Add to Playlist Info Customize</p> </div> <div style="width: 50%; text-align: right;"> <p>Rearrange</p> </div> </div> <hr/> <div style="display: flex; justify-content: space-between; align-items: flex-start;"> <div style="width: 45%;"> <p> Ch 1A Online Cultural Reading Activity</p> <p>Assign Add to Playlist Info</p> </div> <div style="width: 50%; text-align: right; border: 1px solid orange; padding: 2px;"> <p>Teacher Resources</p> <p>Ch1A: Online Cultural Reading Activity Teacher Not...</p> <p>Add to Playlist Info</p> </div> </div> </div>
--	--	--











NY Content
Landing Page/HTML page format
Program Teacher Resources (all levels)
Includes all the following components:

Resource Name	Converted To	Location on Course																								
<ul style="list-style-type: none"> -NY Communication Workbook Teacher's Guide NY Correlations to New York Learning Outcomes: NY Checkpoint A: Levels A/B NY Checkpoint A: Level 1 NY Checkpoint B: Levels 2/3 NY Vocabulary Lists NY Answer Keys NY Audio Scripts NY Audio Files 	HTML Page	<p>Program TOC / Celebrating Your State / New York / Teacher Resources / New York Communication Workbook Audio and Teacher's Guide</p> <div style="border: 1px solid purple; padding: 5px; margin-bottom: 5px;"> <p>Realidades 2 ▾</p> <p>Table of contents Resources Standards eText Tools ▾</p> <p>Table of Contents</p> </div> <div style="border: 1px solid purple; padding: 5px; margin-bottom: 5px;"> <p> Celebrating Your State ></p> </div> <div style="border: 1px solid purple; padding: 5px; margin-bottom: 5px;"> <p> New York ></p> <p>Teacher Resources Customize</p> </div> <div style="border: 1px solid purple; padding: 5px;"> <p>New York</p> <p><input type="checkbox"/> Select all</p> <p>New York Topics: School</p> <table style="width: 100%; border-collapse: collapse;"> <tr> <td style="width: 5%;"><input type="checkbox"/></td> <td style="width: 10%;"></td> <td style="width: 65%;">Vocabulary presentation, pp. NYSxii–NYS1</td> <td style="width: 20%;"></td> </tr> <tr> <td></td> <td></td> <td>Assign Add to Playlist Info</td> <td></td> </tr> <tr> <td><input type="checkbox"/></td> <td></td> <td>NY Topic: School Act. 1 (p. NYS1)</td> <td></td> </tr> <tr> <td></td> <td></td> <td>Assign Add to Playlist Info Customize</td> <td></td> </tr> <tr> <td><input type="checkbox"/></td> <td></td> <td>NY Topic: School Act. 2 (p. NYS1)</td> <td></td> </tr> <tr> <td></td> <td></td> <td>Assign Add to Playlist Info Customize</td> <td></td> </tr> </table> <div style="float: right; border: 1px solid orange; padding: 2px; margin-top: 10px;"> <p>Assign All</p> <p>Add all to Playlist</p> <p>Edit</p> <p>Rearrange</p> <p>Teacher Resources</p> <p>New York Communication Workbook Audio and Teacher'...</p> <p>Add to Playlist</p> </div> </div>	<input type="checkbox"/>		Vocabulary presentation, pp. NYSxii–NYS1				Assign Add to Playlist Info		<input type="checkbox"/>		NY Topic: School Act. 1 (p. NYS1)				Assign Add to Playlist Info Customize		<input type="checkbox"/>		NY Topic: School Act. 2 (p. NYS1)				Assign Add to Playlist Info Customize	
<input type="checkbox"/>		Vocabulary presentation, pp. NYSxii–NYS1																								
		Assign Add to Playlist Info																								
<input type="checkbox"/>		NY Topic: School Act. 1 (p. NYS1)																								
		Assign Add to Playlist Info Customize																								
<input type="checkbox"/>		NY Topic: School Act. 2 (p. NYS1)																								
		Assign Add to Playlist Info Customize																								



		<p>Teacher's Guide for New York Communication Workbooks</p> <p>The links below contain PDF versions of the Teacher's Guide for New York Communication Workbooks.</p> <p>Frontmatter</p> <p>Correlations to New York Learning Outcomes:</p> <p>Checkpoint A: Levels A/B</p> <p>Checkpoint A: Level 1</p> <p>Checkpoint B: Levels 2/3</p> <p>Vocabulary Lists Answer Keys Audio Scripts</p> <p>Audio Files</p>
Online Atlas*	Link to Factbook In Progress*	<p>Tools</p>  <p>SAVVAS realize BROWSE CLASSES DATA MY LIBRARY</p> <p>Realidades 1 2014 NA Realize ▾</p> <p>Table of contents Resources Standards eText Tools ▾</p>
Practice Activities (Vocabulario)	PDF file	<p>Program TOC / Capítulo X / Vocabulario en uso</p>  <p>Realidades 1 2014 NA Realize ▾</p> <p>Table of contents Resources Standards eText Tools ▾</p> <p> Capítulo 1A: ¿Qué te gusta hacer? ></p> <p> Ch 1A Vocabulario en uso ></p> <p>Info Teacher Resources Customize</p> <p>Practice and Communicate</p> <ul style="list-style-type: none"><input type="checkbox"/>  Ch 1A eText: pp. 30-31 Assign Add to Playlist Info<input type="checkbox"/>  Ch 1A eText Act. 5 (p. 30) Assign Add to Playlist Info Customize<input type="checkbox"/>  Ch 1A eText Act. 6 (p. 30) Assign Add to Playlist Info Customize













Practice Activities (Gramática)	PDF file	<p>Program TOC / Capítulo X / Gramática</p> <p>Realidades 1 2014 NA Realize ▾</p> <p>Table of contents Resources Standards eText Tools ▾</p> <p> Capítulo 1A: ¿Qué te gusta hacer? ></p> <p> Ch 1A Gramática: Infinitives ></p> <p>Info Teacher Resources Customize</p> <p>Practice and Communicate</p> <p> Ch 1A: Canción de hip hop: Mambo, mambo</p> <p>Assign Add to Playlist</p> <p> Ch 1A eText Act. 9 (p. 32)</p> <p>Assign Add to Playlist Info Customize</p> <p> Ch 1A eText Act. 10 (p. 32)</p> <p>Assign Add to Playlist Info Customize</p>
Puzzles	HTML page with PDF files	<p>Program TOC / Capítulo X / Repaso del capítulo</p> <p>Realidades 1 2014 NA Realize ▾</p> <p>Table of contents Resources Standards eText Tools ▾</p> <p> Capítulo 1A: ¿Qué te gusta hacer? ></p> <p> Ch 1A Repaso del capítulo ></p> <p>Info Customize</p> <p> Ch 1A Interactive Puzzles ></p> <p>Assign Add to Playlist Info</p>
Reading Skills Worksheets	n/a Already on the course	<p>Program TOC / Capítulo X / Adelante or Realidades Level X Teacher Edition / Program Resources / Communication Workbook</p> <p>Realidades 1 2014 NA Realize ▾</p> <p>Table of contents Resources Standards eText Tools ▾</p> <p> Capítulo 1A: ¿Qué te gusta hacer? ></p> <p> Ch 1A Adelante ></p> <p>Info Teacher Resources Customize</p>



<p>Answer Keys: Capítulo X: Additional Practice Puzzles Self-Test</p>	<p>Added to existing HTML page</p>	<p>Program TOC / Capítulo X / Teacher Resources</p> <p>Teacher's Resource Book: Cap. 1A, pp. 39-59</p>
<p>Smart Notebook Express</p>	<p>Removed software but files are available</p>	<p>Capítulo X / Teacher Resources / Interactive Whiteboard Activities</p> <p>Interactive Whiteboard Activities</p> <p>Pre-AP® Resource Book</p> <p>Quick Start Guide</p>
<p>Test preparation- same as Self-Test</p>	<p>PDF file</p>	<p>Program TOC / Capítulo X / Repaso del capítulo Previously named Test Preparation but is the same as the Self-Test</p>



		<p>Realidades 1 2014 NA Realize ▾</p> <p>Table of contents Resources Standards eText Tools ▾</p> <p> Capítulo 1A: ¿Qué te gusta hacer? ></p> <p> Ch 1A Repaso del capítulo Info Customize ></p> <p>Self-Assessment</p> <p><input type="checkbox"/>  Ch 1A Self-test Assign Add to Playlist Info ></p>
Treasure Hunt Activities	PDF file	<p>Program TOC / Student Resources/Overview / Treasure Hunt Activity</p> <p>Realidades 1 2014 NA Realize ▾</p> <p>Table of contents Resources Standards eText Tools ▾</p> <p> Table of Contents</p> <p> Student Resources / Overview ></p> <p> Student Resources / Overview</p> <p> Why Study Spanish? Assign Add to Playlist Info Teacher Resources</p> <p> Treasure Hunt Activity Assign Add to Playlist Info ></p>
Treasure Hunt Activities Answer Key	PDF file	<p>Program TOC / Student Resources/Overview / Teacher Resources</p> <p>Realidades 1 2014 NA Realize ▾</p> <p>Table of contents Resources Standards eText Tools ▾</p> <p> Table of Contents</p> <p> Student Resources / Overview ></p>



PDF

Treasure Hunt Activity

Assign Add to Playlist Info

Teacher Resources

▶

Grammar Tutorials

Customize

Tutorials

MP4 Videos

In Realidades Student and Teacher Editions
 Direct link in Realize Reader/etext only
 Core and Guided Workbook Activities mainly
 As needed at point of use for Activities with Activity Tools

Ch 3A Gramática: Me gustan, me encantan

Info Teacher Resources Customize

▶

Ch 2B Guided WB: Gram. Acts. A-E (pp. 77-78)

Assign Add to Playlist Info Customize

▶

The verb *estar*

Tools: [Glossary](#) | [Verb Chart](#) | [Tutorials](#)

- Irregular verbs do not follow the same pattern as regular verbs.
- Estar** (to be) is irregular. Its **yo** form (**estoy**) is different from the regular **-ar yo** form. Its **tú, usted/él/ella, and ustedes/ellos/ellas** forms are different because they have an accent on the **a**: **estás, está, están**.
- Here are the forms of **estar**:

yo	estoy	nosotros/nosotras	estamos
tú	estás	vosotros/vosotras	estáis
usted/él/ella	está	ustedes/ellos/ellas	están

- Estar** is used to tell how someone feels or to give a location.

A. Write the ending of each form of **estar**.


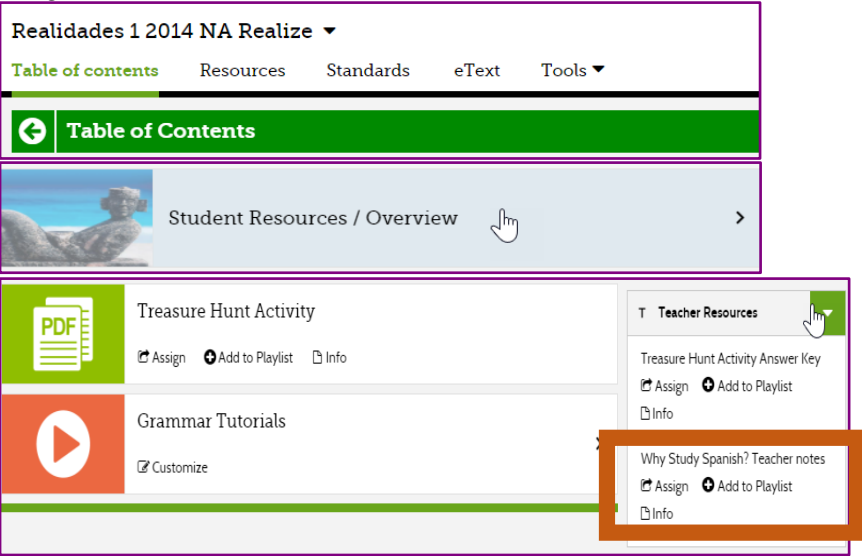

1) yo estoy Ω Symbols

2) tú estás Ω Symbols

3) Ud. está Ω Symbols

4) nosotras estamos Ω Symbols



<p>Why Study Spanish?</p>	<p>PDF file</p>	<p>Program TOC / Student Resources/ Overview / Why Study Spanish?</p> 
<p>Why Study Spanish? Teacher Notes</p>	<p>PDF file</p>	<p>Program TOC / Student Resources/ Overview / Teacher Resources</p> 
<p>Level B Para empezar Review Activities</p>	<p>PDF files</p>	<p>Program TOC / Para empezar /Chapter Para empezar section title></p> 



Para empezar

- Ch PE Introducción Customize
- Ch PE Mis amigos y yo Customize

Realidades B

Table of contents Resources Standards eText Tools

Ch PE Mis amigos y yo

Select all

Review and recycle

- Ch PE eText pp. 4–9 Assign Add to Playlist Info
- Ch PE eText Act. 1 (p. 6) Assign Add to Playlist Info Customize
- Ch PE RealTalk: eText Act. 2 (p. 7) Assign Add to Playlist Info Customize

- Level B Chapter
Para empezar
- Answer Keys
 - Assessment Program
 - Student Textbook
 - Practice Activities

PDF files

Program TOC / Para empezar / Teacher resources

Realidades B

Table of contents Resources Standards eText Tools

Para empezar

Para empezar

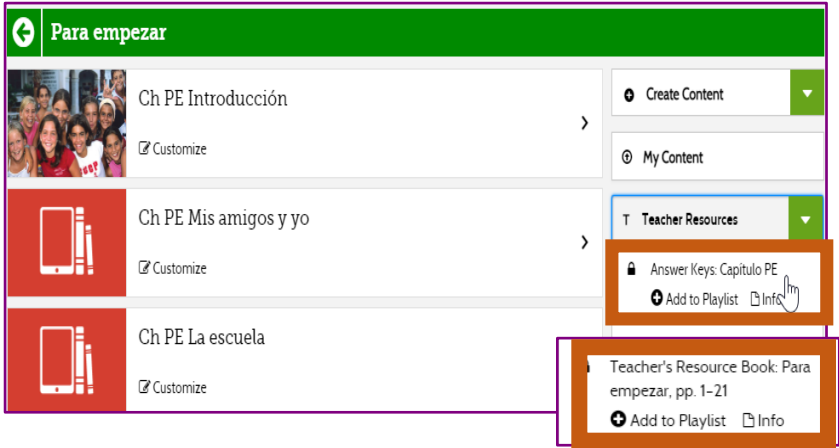
- Ch PE Introducción Customize

Ch PE Introducción

Select all

- Ch PE eText pp. 2–3 Assign Add to Playlist Info **Student Edition**



		
Student Home Page on Companion Web Site	Removed	n/a
Teacher Home Page on Companion Web Site	Removed	n/a