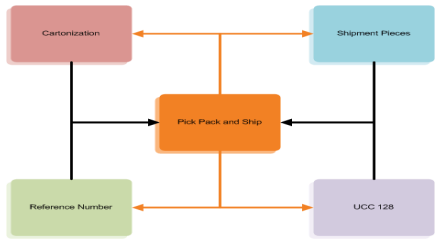

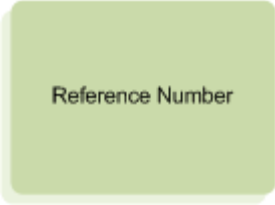


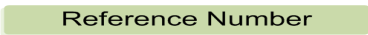
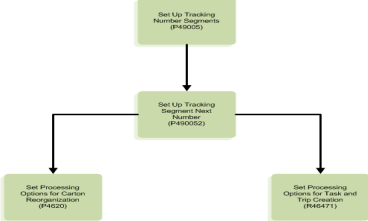



Tutorial Name: Understanding the Pick Pack and Ship Process

Step	Action on Screen	Narration
1		Hello, and welcome to the Understanding the Pick Pack and Ship Process tutorial.
2		<p>The Pick Pack Ship process has four process components:</p> <ul style="list-style-type: none"> • Cartonization • Shipment Pieces • Reference Number and • UCC 128 Processing
3		<p>When you use the cartonization process:</p> <ul style="list-style-type: none"> • The system considers all available shipping containers and utilizes the maximum capacity of each container and • The system recommends the shipping container and items to pack in the shipping container
4	<p>Pick Pack and Ship Process</p> <p>The Cartonization Process enables you to:</p> <ul style="list-style-type: none"> • Reorganize cartons and items • Pack items • Mix Items • Add weight restrictions • Create generic cartons <p><small>7 Copyright © 2012, Oracle and/or its affiliates. All rights reserved.</small></p>	<p>The cartonization process enables you to:</p> <ul style="list-style-type: none"> • Reorganize cartons and items for the shipment. • Pack items in a carton or a tote. • Mix different items in a carton or permit only one item per carton to support shipping items stored in the warehouse in shippable containers. • Add weight restrictions to warehouse cartonization, and • Create generic cartons. In other words create cartons without dimensions.

5	<p style="text-align: center;">Cartonization</p> <pre> graph TD A[Set Up Container Values in UDC Table (R4602)] --> B[Define Shipping Containers (P46091)] A --> C[Define Carton Fill Percent (P46013)] B --> D[Activate Carton Recommendation in Location Profile (P46020)] D --> E[Set Processing Options for Carton Reorganization (P4620)] C --> F[Specify Carton Recommendation Methods in Item UOM Definition (P46011)] F --> G[Set Processing Options for Task and Trip Creation (R46471)] </pre>	<p>Setup for the cartonization process includes:</p> <ol style="list-style-type: none"> 1. Setting up carton or container codes in UDC Table 46/EQ. 2. Defining parameters for shipping containers by using the Container and Carton Codes program (P46091); and defining the container fill percent by using the Carton Recommendation Rules program (P46013). 3. Activating the carton recommendation options for affected locations by using the Location Profile program (P46020) and specifying carton recommendation methods in the Item UOM Definition program (P46011). 4. Setting the appropriate processing options for the Carton Reorganization program (P4620) and the Task and Trip Creation program (R46471).
6	<p style="text-align: center;">Shipment Pieces</p>	<p>A shipment piece can be a pallet, box, or some other shipping container. It can also be an item, such as a steel beam or a piece of equipment.</p>
7	<p style="text-align: center;">Shipment Pieces</p> <pre> graph LR A[Set Processing Options for Warehouse Movement Confirmations (P4617)] --> C[Set Processing Options for Carton Reorganization (P4620)] B[Set Processing Options for Task and Trip Creation (R46471)] --> C </pre>	<p>The system can automatically generates shipment pieces through the Carton Reorganization program (P4620) based on the carton details in the Carton Detail Information (F4620) table. Carton Reorganization updates the Container ID in the Shipment Pieces (F4943) record if the processing option is set to update.</p> <p>The Warehouse Movement Confirmation program (P4617) and the Create Task and Trip program (R46471) have processing options that enable you to specify whether the system generates shipment pieces by calling a version of the Carton Reorganization program.</p>

8		The reference number is a number assigned to your order.
9	<div>  Pick Pack and Ship Process </div> <p>The reference number enables you to:</p> <ul style="list-style-type: none"> View the status and routing information of shipments and pieces. Maintain or edit the shipment reference numbers table. Maintain or edit the shipment status codes. Control the various tracking functions. <div>  </div> <p><small>23 Copyright © 2012, Oracle and/or its affiliates. All rights reserved.</small></p>	<p>The Reference Number enables you to:</p> <ul style="list-style-type: none"> View the status and routing information of shipments and pieces. Maintain or edit the shipment reference numbers table. Maintain or edit the shipment status codes. Control the various tracking functions.
10	<div>  </div> 	<p>Setup for reference or tracking numbers include:</p> <ol style="list-style-type: none"> Setting up tracking number segments (P49005). Setting up tracking segment next number (P490052). Setting the appropriate processing options for the Carton Reorganization program (P4620) and the Task and Trip Creation program (R46471).
11		<p>UCC 128 processing enables you to facilitate uniform product identification and the exchange of shipment information between suppliers and customers.</p> <p>Compliance with UCC 128 processing is beneficial to retailers and suppliers.</p>

12	<div data-bbox="359 188 401 233" data-label="Image"></div> <h3 data-bbox="407 207 722 237">Pick Pack and Ship Process</h3> <p data-bbox="407 264 646 284">The benefits to retailers include:</p> <ul data-bbox="407 305 798 440" style="list-style-type: none"> ▪ Improved sales. ▪ Better response to supply and demand challenges. ▪ Improved forecast accuracy. ▪ Reduced receiving costs. ▪ Efficient warehouse management. <div data-bbox="359 532 955 565" data-label="Image"></div> <div data-bbox="386 553 541 565" data-label="Text"> <p><small>12 Copyright © 2012, Oracle and/or its affiliates. All rights reserved.</small></p> </div>	<p>The benefits to retailers include:</p> <ul style="list-style-type: none"> • Improved Sales. Reducing warehouse cycle time and thereby making product available to customers faster helps to improve sales. • Better Response to Supply and Demand Challenges. Receiving information about shipments before their arrival enable retailers to be proactive concerning supply and demand challenges. • Improved Forecast Accuracy. Improving forecasting accuracy to enable retailers to accurately measure shipment lead times. • Reduced Receiving Costs. Having the ability to scan shipping labels minimizes data errors and thus reduces receiving costs significantly.
13	<div data-bbox="359 704 401 750" data-label="Image"></div> <h3 data-bbox="407 724 684 753">Pick Pack and Ship Process</h3> <p data-bbox="407 764 625 784">The benefits to suppliers include:</p> <ul data-bbox="407 805 558 841" style="list-style-type: none"> ▪ Improved cash flow. ▪ Improved profitability. <div data-bbox="359 971 892 1003" data-label="Image"></div> <div data-bbox="386 992 525 1003" data-label="Text"> <p><small>13 Copyright © 2012, Oracle and/or its affiliates. All rights reserved.</small></p> </div>	<p>The benefits to suppliers include:</p> <ul style="list-style-type: none"> • Improved Cash Flow. By reducing the payment cycle times, you can improve cash flow. • Improved Profitability. Retailers tend to penalize suppliers that cannot adopt UCC 128 compliance procedures. Typically, this penalty is per transaction. If the supplier cannot comply with UCC 128 practices within a given time frame, the supplier may lose business with the retailer.

14	<p style="text-align: center;">UCC 128</p> <pre> graph TD A[Set Up Company (UCC 4100)] --> B[Set Up Hierarchical Definition (P47HL)] B --> C[Set Up Customer Shipment Configuration (P03013)] B --> D[Set Up UCC 128 Item Master Information (P4101)] C --> E[Set Processing Options for Task and Trip Creation (R46471)] D --> F[Set Processing Options for Carton Reorganization (P4620)] </pre>	<p>Setup for UCC 128 Processing includes:</p> <ol style="list-style-type: none"> 1. Setting up company UCC Code in UDC table 41/UC. 2. Setting up Hierarchical definition (P47HL) 3. Setup customer shipment configuration (P03013) and setting up UCC 128 item master information (P4101). 4. Setting the appropriate processing options for the Carton Reorganization program (P4620) and the Task and Trip Creation program (R46471).
15	<p>END TUTORIAL</p>	<p>This concludes the overview tutorial on Understanding the Pick Pack and Ship Process.</p> <p>Thanks for participating.</p> <p>Have a tremendous day!!</p>