

WORD FAMILIES

CVC/CCVC

cut & paste picture scrambles



By Lavinia Pop © 2013

Word Families

can
fan
man
pan
ran
van

an

Name _____

fan

fan

f a n

A drawing of a fan with the letters 'f', 'a', and 'n' in separate boxes below it.

v n a

a m n

A drawing of a man with the letters 'a', 'm', and 'n' in separate boxes below it.

p n a n r a

A drawing of a pan with the letters 'p', 'n', 'a', 'n', 'r', and 'a' in separate boxes below it.

Thank you for downloading this product; I hope you will enjoy using it and that it will be a valuable resource for you! I value your feedback, so please don't hesitate to contact me if you have any concerns whatsoever as I will endeavour to address them. And if you like what I've done, please let me know by leaving feedback at my online store :)

Lavinia

lavinia@inmyworld.com.au

ILLUSTRATIONS Just So Scrappy 2, Pink Cat Studio, TeacherScrapbook, Little Red, Jessica Weible Illustrations, Dancing Crayon Designs, Ink 'n Little Things, Ramona Majdis, Kari Bolt, Sailing Through First Grade

www.justsoscrappytoo.com www.pinkcatstudio.com www.teacherspayteachers.com/Store/Teacherscrapbook
www.teacherspayteachers.com/Store/Littlered www.shopjwillustrations.com www.dancingcrayon.com
www.teacherspayteachers.com/Store/Ink-N-Little-Things www.teacherspayteachers.com/Store/Ramona-Majdis
www.teacherspayteachers.com/Store/Kari-Bolt www.teacherspayteachers.com/Store/Sailing-Through-1st-Grade

FONTS www.schoolfonts.com.au

PRINTING TIP: This resource has been designed for printing on A4-sized paper. If you are printing on a different size, select "shrink to printable area" or "print to fit page" (or a similar option) in order for the contents of this unit to print correctly.

Copyright © 2013–2014 by Lavinia Pop – All rights reserved by author.

Purchase of this item entitles the purchaser the right to reproduce the pages for personal and classroom use. Duplication for other classes, an entire school or commercial purposes is strictly prohibited without written permission from the author. Minor editing is permitted only for personal use, however the document remains under copyright even when edited. Posting this item in whole or in part on the Internet in any form is strictly prohibited and is a violation of the Digital Millennium Copyright Act (DMCA). Please be fair and don't share! If you are not the original purchaser of this file, please visit my blog to obtain a link to one of my online stores. www.inmyworld.com.au

Click to connect...



www.inmyworld.com.au



www.facebook.com/inmyworldlaviniapop



www.pinterest.com/laviniapop

Introduction

About this book:

This book contains 15 CVC and CCVC Word Families picture scramble booklets intended for use with children in Kindergarten (Prep) and Grade 1.

Directions for use:

To assemble the word family picture scramble booklets, print the pages, cut them in half, and then staple on the left hand side. Make sure to leave the picture scramble page (at the end of each word family booklet intact as children will cut the pictures apart when completing the activity.

The aim is for children to cut the pictures along the dotted lines, and then to order them correctly to spell the each of the words from the focus word family. The booklet also contains a writing activity, requiring children to colour the word, trace the word, then write the word twice.

Tip: I recommend that children begin by colouring the pictures in the boxes. They may not be able to make out exactly what the image will be, or which colours to use and how to match them between the boxes, but it will be much harder to colour in after gluing! Of course, if using a glue stick, children can colour the images after they have glued them in the correct order!

Happy Teaching :)

If you liked this resource....

If you would like the complete version of this unit (includes 15 booklets), please follow the link to purchase it from my TpT store!

www.teacherspayteachers.com/Product/Word-Families-CVC-CCVC-Cut-Paste-Picture-Scrambles-652490

Word Families

an

can
fan
man
pan
ran
van

Name

Word Families

an

can
fan
man
pan
ran
van

Name

can

can

--	--	--

can

can

--	--	--

fan

fan

--	--	--

Handwriting practice lines for the word 'fan'. The first line contains a dashed 'fan' for tracing. Below it are two sets of empty handwriting lines, each consisting of a solid top line, a dashed middle line, and a solid bottom line.

fan

fan

--	--	--

Handwriting practice lines for the word 'fan'. The first line contains a dashed 'fan' for tracing. Below it are two sets of empty handwriting lines, each consisting of a solid top line, a dashed middle line, and a solid bottom line.

man

man

man

man

pan

pan
pan
pan
pan
pan
pan
pan
pan

--	--	--

pan

pan
pan
pan
pan
pan
pan
pan
pan

--	--	--

ran

ran

Handwriting practice lines for the word 'ran'. The first set includes a solid top line, a dashed middle line, and a solid bottom line. The second set includes a solid top line, a dashed middle line, and a solid bottom line.

--	--	--

ran

ran

Handwriting practice lines for the word 'ran'. The first set includes a solid top line, a dashed middle line, and a solid bottom line. The second set includes a solid top line, a dashed middle line, and a solid bottom line.


--	--	--

van

van

van


van



c

n

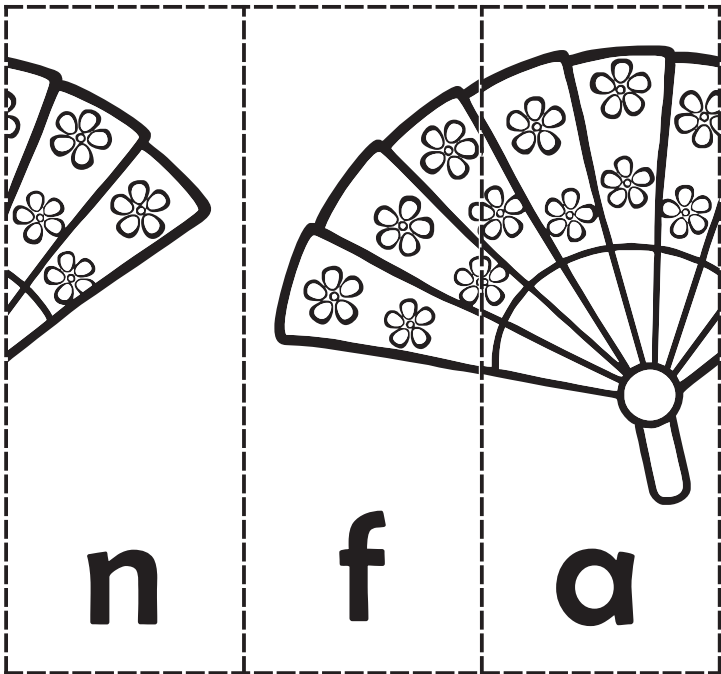
a



v

n


a



n

f

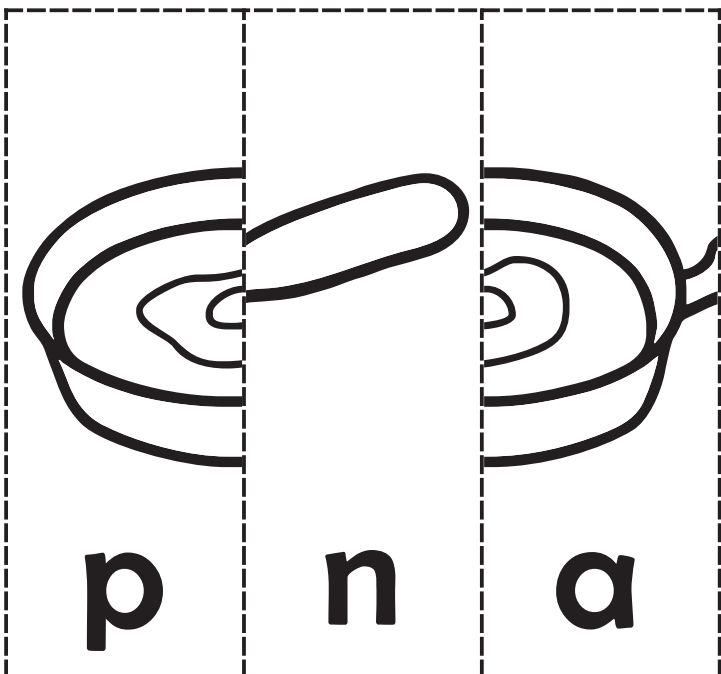
a



a

m


n



p

n

a



n

r

a

Word Families

ap

cap
gap
map
nap
sap
tap

Name

Word Families

ap

cap
gap
map
nap
sap
tap

Name

cap

cap

--	--	--

cap

cap

--	--	--

gap

gap

--	--	--


gap

gap

--	--	--


map

map



map

map



nap

nap

--	--	--

nap

nap

--	--	--

sap

sap

Handwriting practice lines consisting of a solid top line, a dashed middle line, and a solid bottom line. The word 'sap' is written on the first set of lines, and the remaining sets are blank for practice.

--	--	--

sap

sap

Handwriting practice lines consisting of a solid top line, a dashed middle line, and a solid bottom line. The word 'sap' is written on the first set of lines, and the remaining sets are blank for practice.

--	--	--

tap

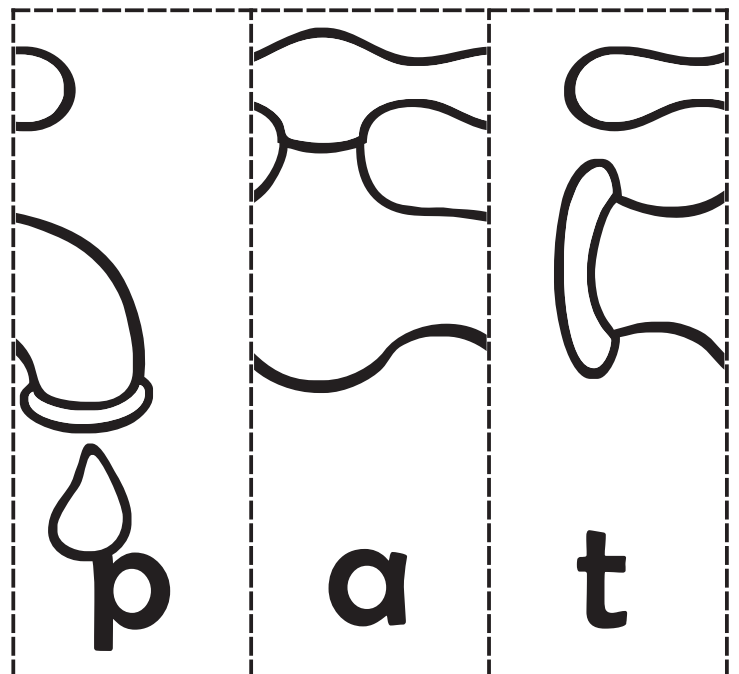




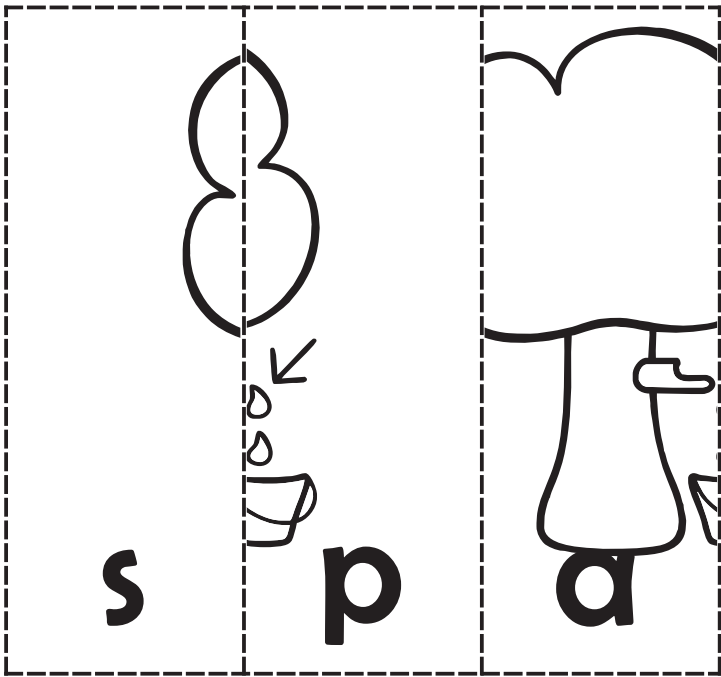
tap

--	--	--

tap

tap

--	--	--



Word Families

at

bat
cat
hat
mat
rat
sat

Name

Word Families

at

bat
cat
hat
mat
rat
sat

Name

bat

bat

Blank handwriting practice lines consisting of a solid top line, a dashed middle line, and a solid bottom line.

--	--	--

bat

bat

Blank handwriting practice lines consisting of a solid top line, a dashed middle line, and a solid bottom line.

--	--	--

cat

cat

--	--	--

Handwriting practice lines for the word 'cat'. The first line shows the word 'cat' on a set of three lines (top, middle dashed, bottom). Below it are two more sets of three lines for independent practice.

cat

cat


--	--	--

Handwriting practice lines for the word 'cat'. The first line shows the word 'cat' on a set of three lines (top, middle dashed, bottom). Below it are two more sets of three lines for independent practice.

hat

hat


Blank handwriting practice lines consisting of a solid top line, a dashed middle line, and a solid bottom line.



hat

hat


Blank handwriting practice lines consisting of a solid top line, a dashed middle line, and a solid bottom line.



mat

mat


Blank handwriting lines for practice.



mat

mat

Blank handwriting lines for practice.



rat

rat

Blank handwriting practice lines consisting of a solid top line, a dashed middle line, and a solid bottom line.

--	--	--

rat

rat

Blank handwriting practice lines consisting of a solid top line, a dashed middle line, and a solid bottom line.

--	--	--

sat

sat

Blank handwriting lines for practice.

--	--	--

sat

sat

Blank handwriting lines for practice.

--	--	--

