



Deltek INSIGHT > 2019

PIM-09:

Collaborate with
Project Stakeholders at
a New Level Deltek
PIM and Deltek
Collaboration

Nick Nieder and Phil Shaw, Deltek

Speakers



Nick Nieder
Director, Product
Management



Phil Shaw
Senior Product
Manager



Today's Story

- » From Kona to Infinity and Beyond
- » Your Collaboration Options
- » Setting Up PIM Integration
- » Collaboration in Action

The Evolution of Collaboration

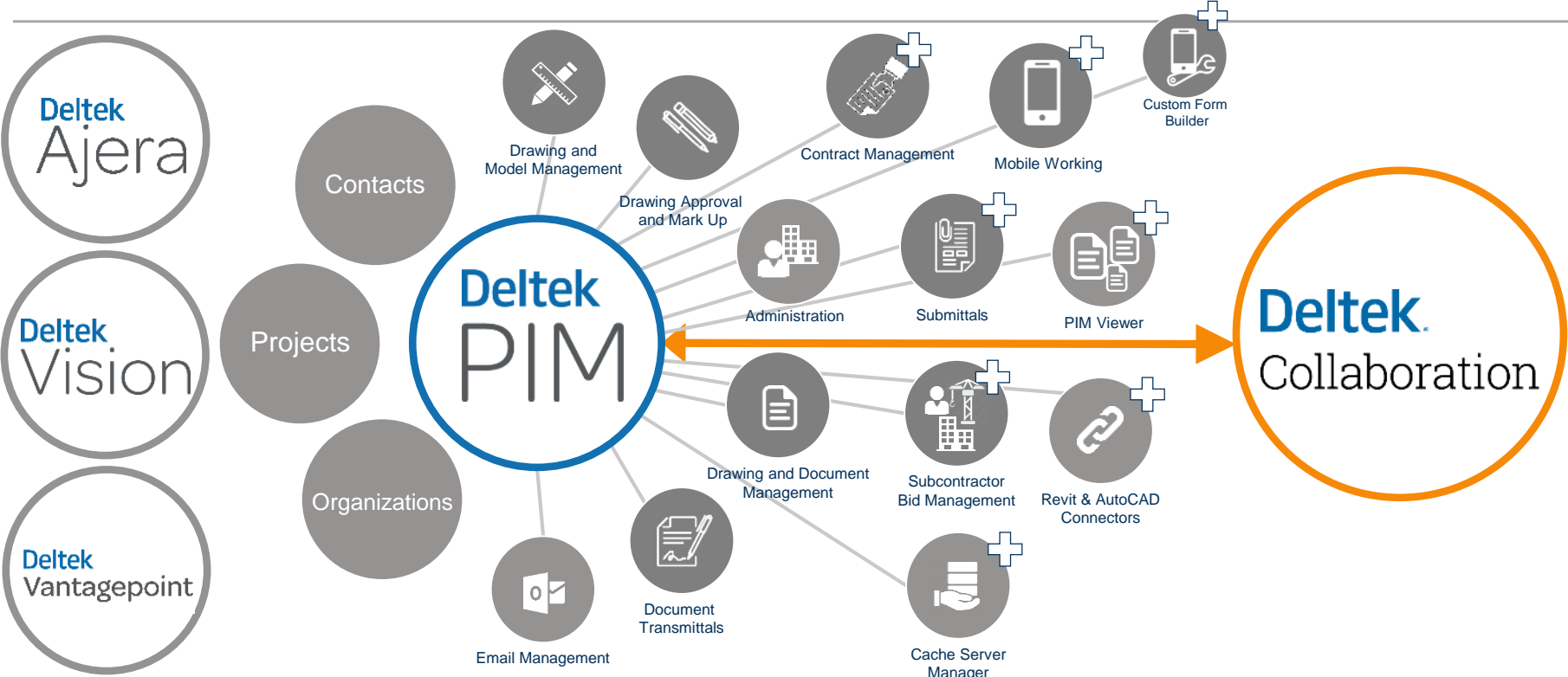




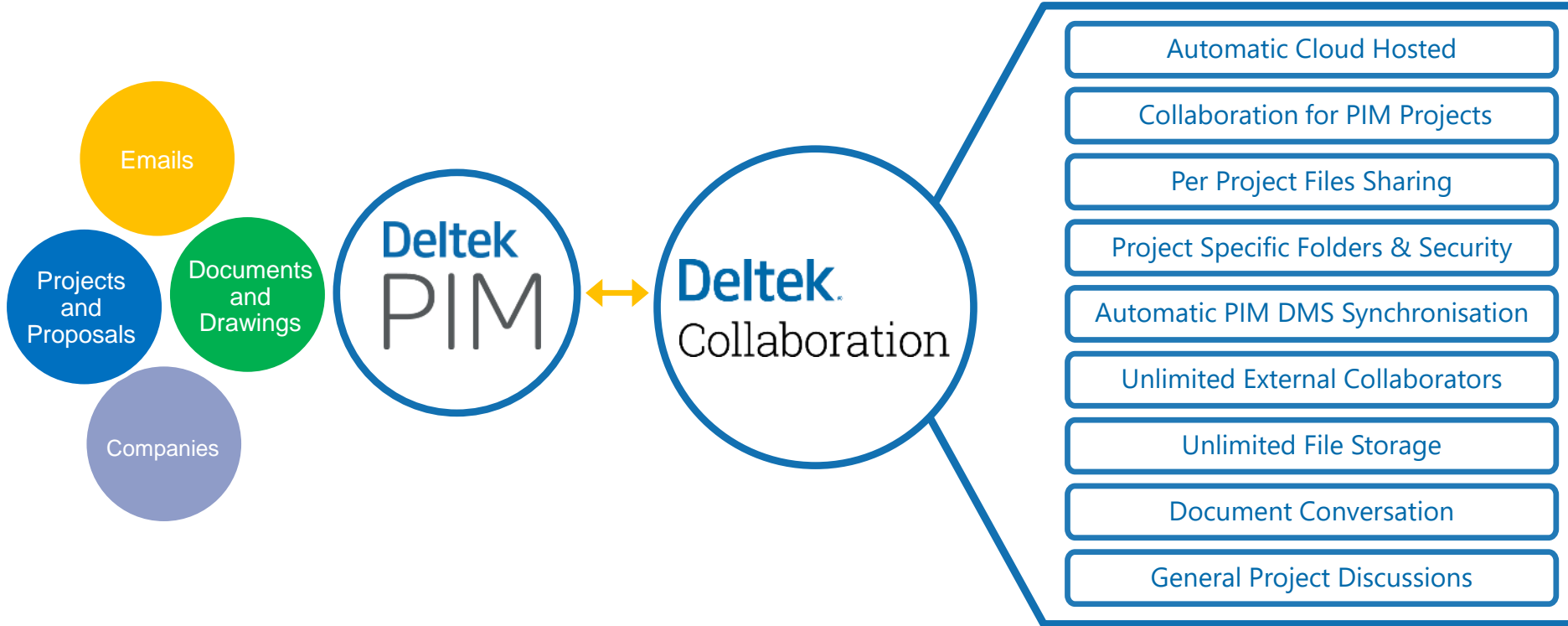
Connecting Teams Like Never Before

- » Social collaboration continues
 - » Empower collaboration from your Deltek product
- » Document-centric collaboration
 - » Gain efficiency
 - » Maintain one place of truth
 - » Extend PIM document sharing

PIM Core & Collaboration



Deltek Collaboration with Deltek PIM



Why Collaborate with PIM?

- » Gain efficiency when collaborating
- » Maintain your one place of truth
- » Extend PIM document sharing to the cloud
- » Improve drawing and document review process
- » Share PIM documents on the cloud
- » Simple rapid deployment from PIM
- » Empower self service information access



Dangers of Not Collaborating



Deadlines missed



Design compromised



Out-of-date information



Time wasted

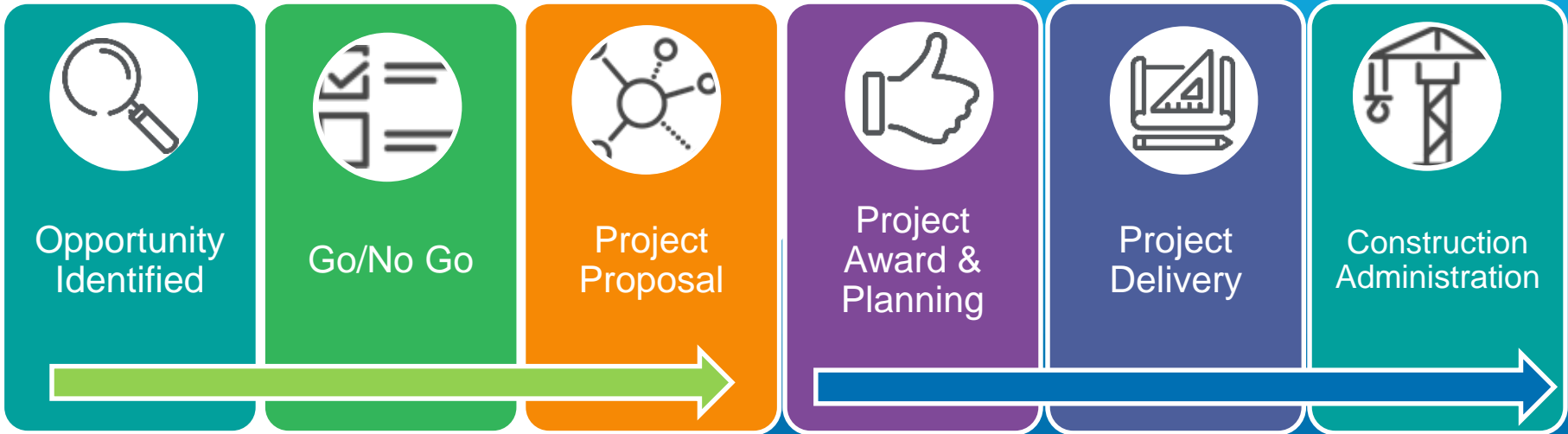


Avoid Errors and Rework

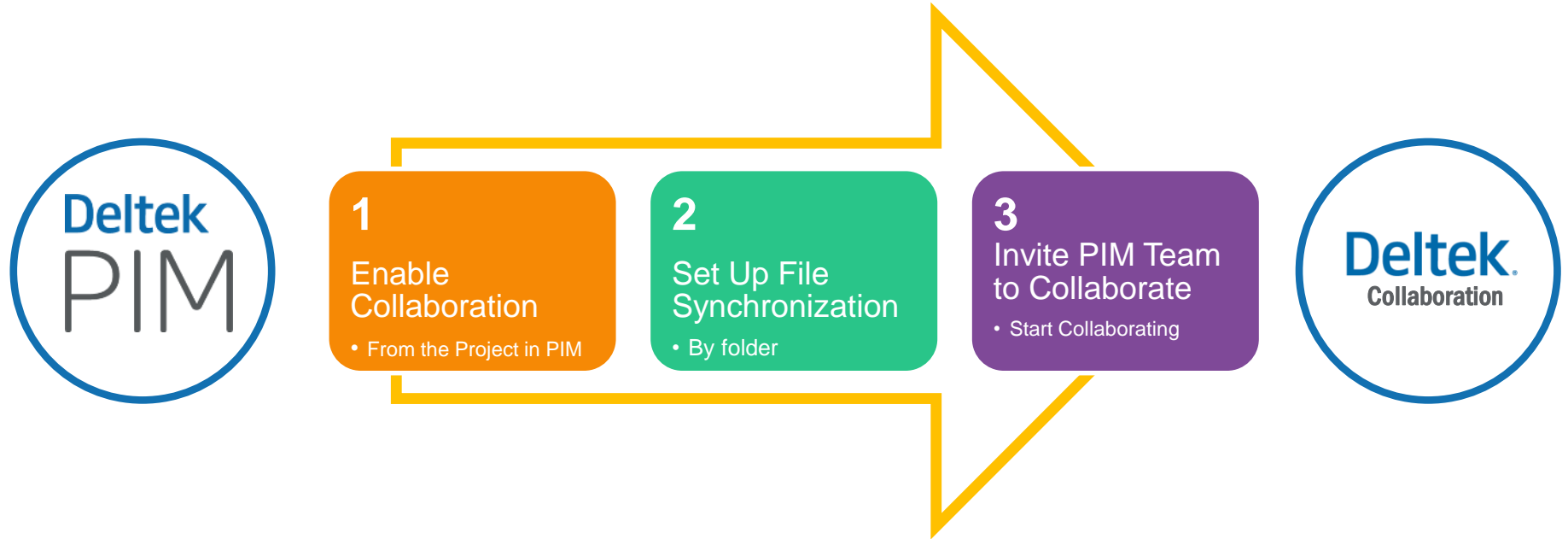


Conflicting versions

When Do Teams Collaborate?



Deltek Collaboration – PIM Integration 1-2-3



Deltek.

Collaboration in Action



Collaboration in Action

Architect (and Deltek PIM user) creates project collaboration space and invites engineer to participate

Architect sets up design files to be transferred from PIM into Collaboration and begins conversation with engineer

Architect and engineer discuss design and arrive at a great solution

Architect moves drawings into the owner area of Collaboration for review at owner's leisure



Phil the Architect

Phil needs to get his design agreed prior to a presentation to the owner at the end of the week



Nick the Engineer

Nick is working with Phil on the Atlantic Mall project and will input into the design



Phil the Architect

Architect (and Deltek PIM user) creates project collaboration space and invites engineer to participate

Getting the Project Started in Collaboration



Phil the Architect

Set Up File
Synchronization from
PIM to Collaboration



Phil the Architect

Getting the Word Out
to the Rest of the
Design Team



Nick the Engineer

Signs up for
Collaboration and joins
the project space



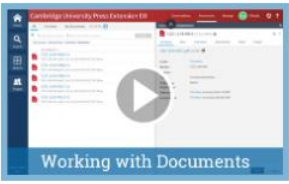


Search in product help... 

Product Help



Featured Videos



Deltek.

Drawings Pushed from PIM to Collaboration




Phil the Architect

Architect sets up design files to be transferred from PIM into Collaboration and begins conversation with engineer

Drawings Pushed from PIM to Collaboration





Nick the Engineer

Nick is notified that there is a new file to review



Phil the Architect

Architect and engineer discuss design and arrive at a great solution

Sees the comments added by Nick and adapts the design accordingly. A revised file is entered in PIM which is automatically pushed into Collaboration



Nick the Engineer

Nick views the new design and signs off on it



Phil the Architect

Architect moves drawings into the owner area of
Collaboration for review at owner's leisure

Moves the file so that it
can be seen by the
Owner



Mike the Owner

Can view the file but does not have access to the conversation and history.



Collaboration in Action

Architect (and Deltek PIM user) creates project collaboration space and invites engineer to participate

Architect sets up design files to be transferred from PIM into Collaboration and begins conversation with engineer

Architect and engineer discuss design and arrive at a great solution

Architect moves drawings into the owner area of Collaboration for review at owner's leisure



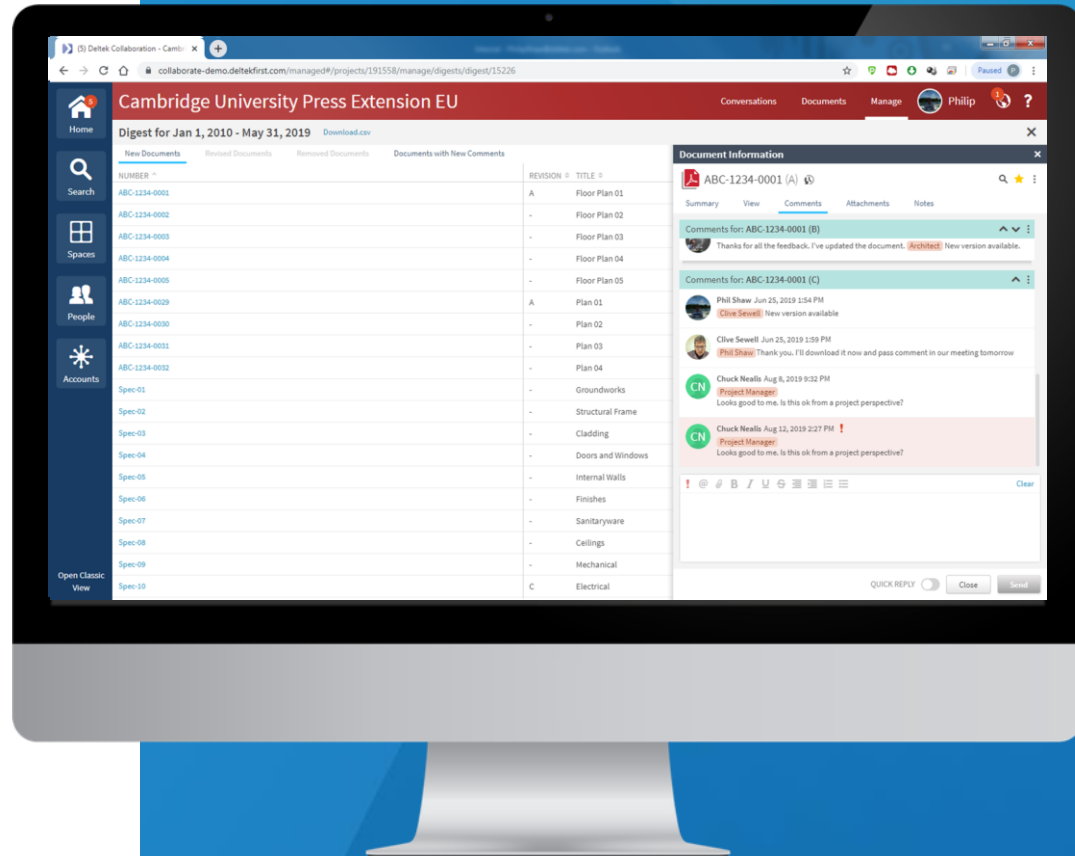
Deltek.

Keeping Track of Activity



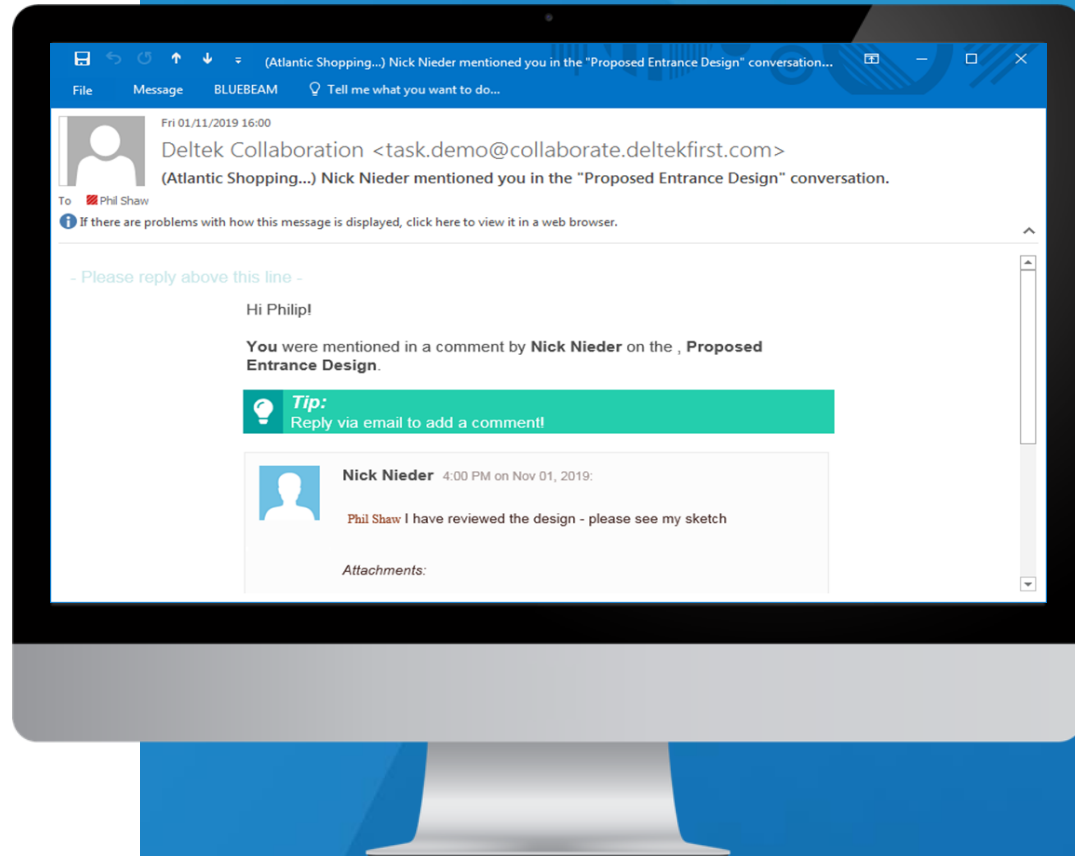
Set up Digests

- » Daily digests sent to all members and guests
- » Covers:
 - » New documents
 - » Revised documents
 - » Removed documents
 - » New comments on documents



Set up Notification Emails

- » Personal settings for
 - » Daily Digest
 - » Invitations
 - » Urgent comments
 - » Comments where you are mentioned
 - » Comments where you group is mentioned



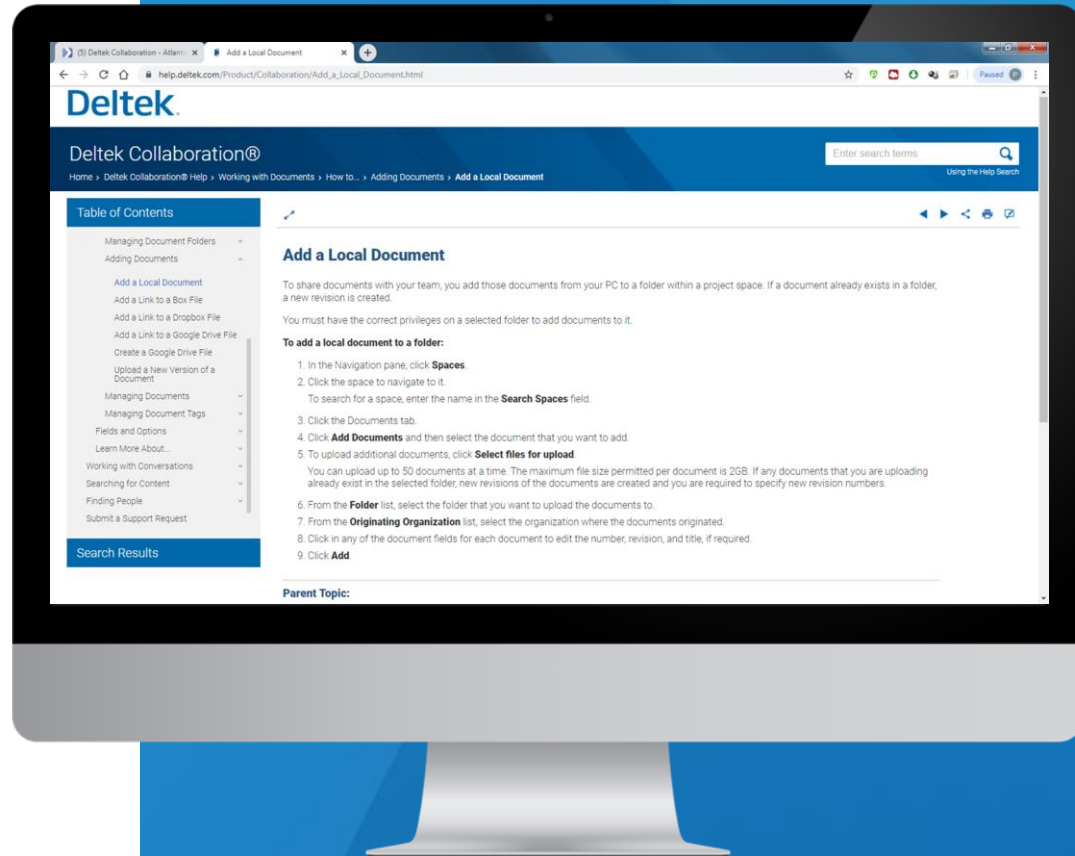
Deltek.

Getting Help



Getting Help

- » Link to help on every page
- » Help Videos
- » Comprehensive help menus
- » Searchable



Deltek.

Conclusions



Deltek PIM and Deltek Collaboration





Summary

- » Increase productivity
- » Boost connectivity
- » Streamline feedback
- » Improve privacy and security
- » Collaborate beyond the project

Deltek.

Q&A



Visit the UX Kiosk in the Expo Hall

- » **PIM-09 Collaborate with Your Project Stakeholders at a New Level with Deltek PIM and Deltek Collaboration**
 - » Stop by the UX Kiosk in the Expo Hall to share your Insights with us!
 - » We are looking for usability participants who are heavy project document users to help us evaluate concepts for Deltek Collaboration. If your company is interested drop us a business card.
- » Complete self-directed usability test sessions in a genius bar type setup on topics the product teams are ideating on.
- » Schedule a 1:1 Usability session that will take place in the Usability Lab.
- » All the data gathered here helps drive product design decisions!



Deltek PIM at Insight 2019

What is Deltek PIM?
The 21st Century
Way of Managing
Information

PIM-11
Tuesday 11:10 AM

Preparing for
Growth with Deltek
PIM: What's the ROI

PIM-04
Tuesday 2:10 PM

Empower Users to
Get the Most Out of
Your Data,
Regardless of Role

PIM-10
Tuesday 3:20 PM

Modernizing Firm
Communication
with Deltek PIM

PIM-02
Tuesday 4:30 PM

Roadmap for
Deltek PIM:
The Future is Now

PIM-07
Wednesday 10:00
AM

Integrating PIM into
a Complete
Project Management
Strategy

PIM-01
Wednesday 11:10 AM

COME LEARN MORE!

Design Process:
Manage Your
Project More
Effectively with
Deltek PIM

PIM-06
Wednesday 2:10 PM

How to Make Your
Implementation
Great: A Customer
Panel Discussion

PIM-08
Wednesday 3:20 PM

Collaborate with
Your Stakeholders
at a New Level with
Deltek PIM and
Deltek Collaboration

PIM-09
Wednesday 4:30 PM

PIM Email
Management:
Tips & Tricks

PIM-03
Thursday 8:30 AM

Journey to Deltek
PIM

PIM-12
Thursday 9:40 AM

Construction
Administration:
Execute Your Project
More Effectively with
Deltek PIM

PIM-05
Thursday 10:50 AM



Next Steps

1. Complete the session survey in the mobile app.
2. Utilize the Post-Event Toolkit to share what you've learned.
3. You can download Continuing Education credit information from your certificate hub link. The link is in the mobile app and will be emailed to you after the conference.

Downloading Presentations?

- Available presentation PDFs are in the Insight Attendee Portal (Schedule Builder) and in the mobile app.
- Online and mobile app access to this year's presentations expires on March 1, 2020.

Folders

- Documents
 - Progress Photos
 - Published
 - Shared Area
 - 01 Architectural
 - 02 Structural
 - 03 Civil
 - 04 Mechanical & Elect...
 - Drawings
 - Minutes
 - Owner
 - Reports
 - Specifications
 - Upload Area
 - Removed Documents

Email Help Desk

SELECT SPACE *
Atlantic Shopping Mall

TO philipshaw@deltek.com FROM philipshaw@deltek.com

Send a copy to me

SUBJECT *
[Empty text box]

MESSAGE *
[Rich text editor with icons: Bold, Italic, Underline, Link, Bulleted List, Numbered List, Indent, Outdent, Clear]

Required

Cancel Send

ORIGINATING ORGANIZATION	TAGS
Deltek	
Nov 1, 2019 4:13 PM	
Deltek	
Oct 31, 2019 4:23 PM	
Deltek	
Oct 31, 2019 4:23 PM	
Deltek	
Oct 31, 2019 4:23 PM	
Deltek	
Oct 31, 2019 4:23 PM	
Deltek	
Oct 31, 2019 4:23 PM	