

METER NEWS

Issue Number 155 Sep 2013



Editor: Alastair Nixon, 7 Bramblegate, Edgcumbe Park, Crowthorne, Berks, RG45 6JA. Tel: +44 (0) 1344 775378
Email: nixon48@gmail.com Web site: <http://www.meterfranking.co.uk>

Meter of the Month

My Meter of the Month shows a demonstration frank from the new Francotyp-Postalia PostBase model, which your editor has been fortunate to acquire.

Pitney Bowes – Use of Blue Ink

On page 148-6 we reported that all new Neopost IS (Smart) franking machines were being supplied with blue ink cartridges, but what is the policy for Pitney Bowes machines on sale in the UK? Your editor has found the following on the Franking Ink page for the low volume DM50/55 model:

“Pitney Bowes ink ensures sharp, clear postal impressions on all your mail. Specially formulated for your DM50 or DM55 franking machine, it has an anti-clogging agent to ensure your franking works at optimum efficiency day after day after day. Make the move from red ink to blue ink now! Did you know that tests have shown blue ink improves mail machine readability? Using SMART franking machines with the latest technology means better print quality and clearer details on all your mail, which then means even more efficient processing of all your mail regardless of what type of mail it is. Pitney Bowes is supporting this by moving from red ink to blue ink on all our SMART machines. There's never been a better time to switch to blue on your DM50 than now.”



The Pitney Bowes DM50 / 55 SMART franking machine

So it seems that Pitney Bowes are following the policy being adopted by Neopost, but is that the whole story? See your editor's comments on the topic of ink colour on page 4 of this newsletter.

Acknowledgements

My thanks this month go to Jim Ashby, Patrick Awcock, Ray Downing, Alan Godfrey, Gwynne Harries, Peter Mantell, Tom Norgate, Richard Peck, Robert Petts, Peter Wood and Ray Woodward-Clarke for their reports, communications or contributions.

Latest Numbers

Below is the list of 'latest numbers' as at the end of September 2013 – with updates shown in red. Please could I have the next reports by 28th October - thanks. In the list below, the part of the serial number that directly relates to the model is underlined.

Frama (UK)

Matrix F2, F4, F6	<u>F1003180</u>	08.08.13	See MN 154
-------------------	-----------------	----------	------------

Francotyp-Postalia

Optimail 25/35	<u>F04115154</u>	09.08.13	See MN 154
Centormail 240/300	<u>FC5110668</u>	05.06.13	See MN 152
MyMail / PostagePro	<u>FM2655540</u>	03.09.13	Reported by PM *
PostBase	<u>FP6110331</u>	06.08.13	See MN 154
Ultimail	<u>FU3117271</u>	08.07.13	See MN 153

Neopost

IS-330	<u>N1052705</u>	06.08.13	See MN 154
IS-350	<u>N1181546</u>	20.05.13	See MN 151
Various upgraded	<u>N1240655</u>	08.08.13	Reported by PM
IJ-80/90/110	<u>N1254486</u>	02.03.13	See MN 149
IS-460 (Ex IJ-50)	<u>N1373678</u>	23.04.13	See MN 150
IS-420 (Ex IJ-30)	<u>N1385456</u>	06.02.13	See MN 148
IS-440 (Ex IJ-40)	<u>N1390685</u>	22.08.13	See MN 154
IS-480	<u>N3027913</u>	17.09.13	Reported by PM
IS-240 / IS-280	<u>N3315280</u>	13.06.13	See MN 152
IS-5000/6000	<u>N5001548</u>	22.07.13	See MN 153

Pitney Bowes

DM50, 55	<u>PB099074</u>	15.03.13	See MN 149
DM160i/220i	<u>PB161913</u>	05.09.13	Reported by PM
DM50, 55	<u>PB343339</u>	02.09.13	Reported by PM
DM 810, 900 etc.	<u>PB527641</u>	18.03.13	See MN 151
Connect+ 1000 etc.	<u>PB551669</u>	22.03.13	See MN 149
Connect+ 10FC etc.	<u>PB556603</u>	11.09.13	Reported by AN
DM 400, 450, 475	<u>PB619123</u>	22.08.13	Reported by AN
DM100i, 150i etc.	<u>PB876473</u>	20.09.13	Reported by PM


Advanced Mail Codes

AAGA-UL	<u>N3027730</u>	10.09.13	Reported by PM, see below
---------	-----------------	----------	---------------------------

* My thanks also to Alan Godfrey for his report of FM2654937 dated 19.09.13


Advanced Mail Codes

Peter Mantell reports our first 'AAG' series Advanced Mail Code:



Latest Number Images

Here are images of the latest numbers reported this month – with contributor's initials shown in the bottom left of the image.



Recent Interesting Items

There are a few items of interest associated with the latest numbers shown on the previous page. First of all, your editor has recently observed that single digit days of the month on the FM series are not preceded with a '-', unlike in other FP series. Another example is shown on page 152-3. Compare that example with the single digit days also shown on that page for the FC and FP series.

As far as Pitney Bowes is concerned, from page 155-1, we see that the policy is that all new SMART machines are being supplied with blue ink cartridges. We can see that, this month, three new franks have been applied in red ink. Does this imply that these are 'non-SMART', I wonder? Furthermore, PB619123 is an Advanced Mail item in red and I thought these had to be in blue ink to meet Royal Mail regulations. It is possible that the ink colour regulations are now more relaxed for using this service? The following item from Peter Mantell would suggest this might be the case.



As far as Neopost is concerned, it is unclear what is happening as Peter Mantell reports our first sighting of blue ink on the N13 series (non-SMART IS-430 Model).



This railway thematic from Peter Mantell somehow has the slogan printed twice – either by error or design. It does, however, leave you in no doubt as to whom the sender was!



Peter Mantell reports this 'Last of Breed' item from Pitney Bowes. It seems that very few of the original PB30 / 37 (model DM 200) series now remain in service. Production of this model ceased back in 2003.



Royal Mail Branding

Further to page 149-8, your editor had found an example where the Branding Logo has been offset to the right, over-printing the meter slogan. This has happened even though there is no company logo in the top left-hand corner of the envelope. The tagcode on the item indicates that it was processed on IMP 206 at Southampton. It is not known whether this is a regular occurrence on this sorting machine or whether it is a 'one-off'. Further examples would be welcome.



Further to page 154-6, your editor has found a C5 'portrait' envelope that was processed on an IMP during the trial period. It shows two short vertical bars applied in the position that the actual branding would be expected after the trial period. Your editor would be most grateful to receive news of similar examples on C5 'portrait' meter envelopes in the 2011-2012 period in order to learn whether such marks were also applied on iLSM machines. [The report on page 154-6 should have said 'portrait' and not 'landscape'— my apologies for this error].



Pitney Bowes Connect+ Coloured Franks

This month we have two new coloured franks from Connect+ FC machines – the first being supplied by your editor and the second is from Peter Mantell. Compare the slogan on PB55234 with that shown on page 126-4.




Meter Correction Handstamps

Ray Woodward-Clarke has sent this 'INCORRECTLY PRESENTED' meter correction handstamp from 1988.



Follow-up Notes on Meter News 154 Reports

Further to page 154-1, Patrick Awcock reports a further example of a 'To Pay' meter frank from the 1990's – this time applied at Worthing, W. Sussex in February 1994. Patrick also reports that these were Neopost 5400 series machines and purchased by RM SE Division for 'postage due' purposes and trialled across all South East Delivery Offices.



Further to page 154-4 regarding the Francotyp-Postalia label, Jim Ashby points out that franking machine labels are now also available as “doubles”, with one label being printed then rotating the sheet so that the other can be used. Although most labels are compatible with the different machines, it's possible that some are not quite the right size. In the case illustrated, the indicia has been printed too far from the top, leading to the bottom portion being printed below the bottom of the label. When the sheet was rotated and another frank printed, the “missing” portion of the second frank printed on the first label. Alternatively, a correctly sized label could have been pushed too far into the machine, with the same effect.

Further to page 154-5 regarding the DM 400 missing Security block, Jim Ashby believes that, indeed, this could have occurred because of the angle at which the envelope was inserted. It's possible that the machine got to the point where it was due to print the security block then saw a gap at the top where the envelope should have been. This may have been recognised as a “no item present” signal, leading to the printing being curtailed to prevent ink loss.

Further to page 154-7 regarding the 10^D meter stamps and the perforated holes, Jim points out that the Universal MV came in three models:

- Original 4-bank, printing initially to 29/11½ then later to 99/11½
- Intermediate 3-bank printing to 9/11½
- Junior 2-bank printing to 11½d

These 10^D values, therefore, may have been produced on a 'Junior' machine which could explain why the impression was not performed in a single pass. It is possible that the additional franks were printed on perforated sheets such as parcel address labels.

Further to page 154-8 regarding the PB advert, this advert was for the PB R Series meter as used with the Model 6801 base. The advert was used in 1953, although a black and white version is reported from 1948.

For more PB ads, please visit Jim's very impressive website at:


<http://www.frankingmachinemuseum.com/apps/photos/album?albumid=10051547>

Meter Thematics

Peter Mantell has found this ladybird (well, half of one!). What a shame it wasn't shown in full.



Peter also reports this animal thematic from the University of Bristol, depicting a horse, cow, dog and cat.



Ray Downing has supplied this unusual hand-written slogan from Wandsworth Borough Council, London SW18.



My meter thematic of the month also comes from Ray for this design depicting the Shakespeare's Globe theatre in London.

