

Platinum Samples



MIDI Grooves Vol 1

Platinum Grooves Volume 1 MIDI Groove Library

Welcome and thank you for purchasing the *Platinum Samples Volume 1 MIDI Groove Library*.

This grooves library is available in multiple formats: BFD3, BFD2, Toontrack Superior Drummer 2 and EZDrummer, XLN Audio Addictive Drums, Cakewalk Session Drummer, Slate SSD4 and General MIDI. Please download the version(s) you will be using.

Some of the images in this manual may be from other Platinum Samples products.

BFD2, BFD Eco & BFD Eco DV

Installation: Windows XP or later

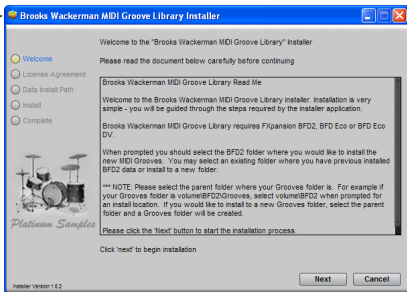
The BFD library download is provided as a single compressed (zipped) archive. The archive is named *Platinum_Grooves_BFD.zip*. (For BFD3 use the archive *Platinum_Grooves_BFD3.zip*).

1. In order to access the installer, right-click the downloaded archive package and select "Extract All..." to unarchive.

Find the installer named *Platinum Grooves Installer WIN.exe* and double click it to run it.

2. A splash screen appears, followed by a welcome page.

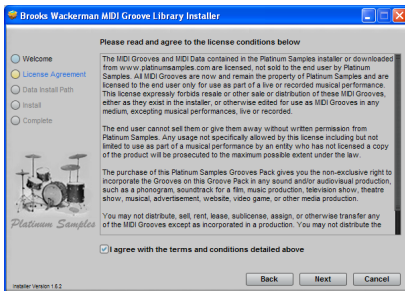
Read the on-screen instructions and click *Next* to begin the installation.



3. Read the license conditions and check the tick box to agree.

If you leave the tick box unchecked, you will not be able to continue with the installation.

Click *Next* to proceed.



4. Specify any folder on a suitable hard disk in which to install the groove library data.

Note: If installing on Windows Vista®, the current BFD Eco and BFD2 data paths may not be listed.

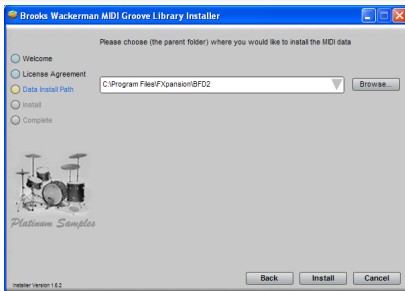
In this case you **must** browse to the required data path manually.

The drop-down menu contains all current BFD Eco, BFD Eco DV or BFD2 data paths. Select one of these or click *Browse* to navigate to and select a new location.

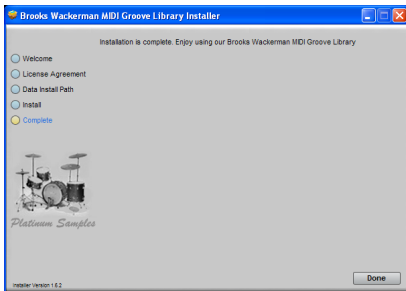
If you select a new location, it is added to BFD Eco's and/or BFD2's and BFD Eco DV's list of data paths automatically.

The data paths are scanned for new files next time you launch BFD Eco or BFD2.

Click *Next* to proceed.



5. When the installation is complete, click *Done* to close the installer application.



Note:

If your Platinum Grooves do not appear in BFD2 then ensure the data path is listed and *Scan Data Paths for New Files* in the BFD2 Data preferences.

If your Platinum Grooves do not appear in BFD Eco then ensure the data path is listed and *Rebuild the databases* in the BFD Eco Option menu.

BFD2, BFD Eco & BFD Eco DV

Installation: Mac OSX 10.5.7 or above

The BFD2 library download is provided as a single compressed (zipped) archive. The archive is named *Platinum_Grooves_BFD.zip*

1. Double-click the archive in order to unpack it. The extracted folder is opened, showing the files required to install the package.

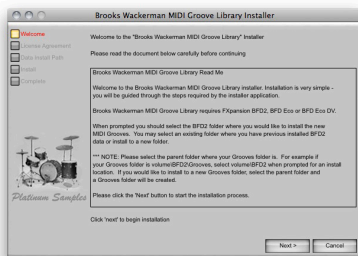
2. To launch the installer, double-click the OSX installer file in the folder.

On OSX 10.8 you may get a warning that the installer is unsigned, you can run the installer by holding down the Control key when double clicking the installer.

3. At this point you may be asked for your Admin password. You must have Admin privileges in order to install this software on your machine.

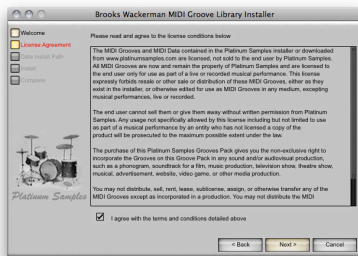


4. A splash screen appears, followed by a welcome page.



Read the on-screen instructions and click *Next* to begin the installation.

5. Read the license conditions and check the tick box to agree.



If you leave the tick box unchecked, you will not be able to continue with the installation.

Click *Next* to proceed.

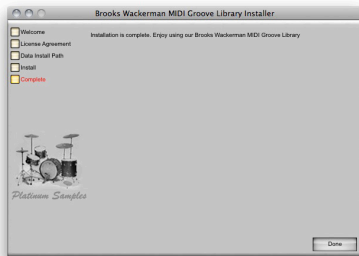
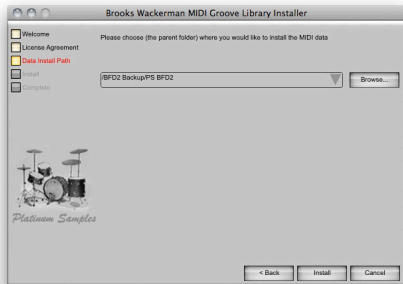
6. Specify any folder on a suitable hard disk in which to install the groove library

The drop-down menu contains all current BFD Eco or BFD2 data paths. Select one of these or click Browse to navigate to and select a new location.

If you select a new location, it is added to BFD Eco's and/or BFD2's list of data paths automatically.

The data paths are scanned for new files next time you launch BFD Eco or BFD2.

Click *Next* to proceed.



7. When the installation is complete, click *Done* to close the installer application.

Note:

If your Platinum Grooves do not appear in BFD2 then ensure the data path is listed and *Scan Data Paths for New Files* in the BFD2 Data preferences.

If your Platinum Grooves do not appear in BFD Eco then ensure the data path is listed and *Rebuild the databases* in the BFD Eco Option menu.

Toontrack EZDrummer & Superior Drummer 2.0

Installation: Windows XP or later

The Toontrack library download is provided as a single compressed (zipped) archive. The archive is named *Platinum_Grooves_TT_WIN.zip*

1. In order to access the installer, right-click the downloaded archive package and select “Extract All...” to unarchive.
2. Find the installer named *Platinum Grooves MIDI Library Installer TT.exe* and double click it to run it.

Follow the on-screen instructions to install the MIDI Groove Library.

Installation: Mac OSX 10.6 or above

The Toontrack library download is provided as a single compressed (zipped) archive. The archive is named *Platinum_Grooves_TT_MAC.zip*

1. Double-click the archive in order to unpack it. If necessary double click the DMG file to mount the disk image. The extracted folder is opened, showing the files required to install the package.
2. To launch the installer, double-click the OSX installer named *Platinum Grooves MIDI Library Installer* and double click it to run it.

Follow the on-screen instructions to install the MIDI Groove Library.

Installation: Mac OSX 10.5.x

Please use the older Drag and Drop style install found in the “For 10.5” folder and follow the instructions in the Read Me.rtf file.

Steven Slate Drums 4

Installation:

The Steven Slate library download is provided as a single compressed (zipped) archive. The archive is named *Platinum_Grooves_SSD4.zip*

Unzip the SSD4 zip archive and drag the .lib folder(s) into your SSD4Library\Grooves folder.

Restart SSD4 for them to appear.

Notes:

The SSD4 Parts columns will include an empty “Tempo Folder” to indicate the Parts’ tempo. These are intentionally left empty and are only included to display the tempo of the grooves.

For the best results you should set your Snare velocity curve to around 0.07 - you can adjust this value to get the best response for whichever SSD4 snare you load.

Cakewalk Session Drummer

The Session Drummer library download is provided as a single compressed (zipped) archive. The archive is named *Platinum_Grooves_CW.zip*

1. In order to access the installer, right-click the downloaded archive package and select “Extract All...” to unarchive.
2. Find the installer named *Platinum Grooves MIDI Library Installer CW.exe* and double click it to run it.

Follow the on-screen instructions to install the MIDI Groove Library.

Addictive Drums

The Addictive Drums library download is provided as a single compressed (zipped) archive. The archive is named *Platinum_Grooves_AD.zip*

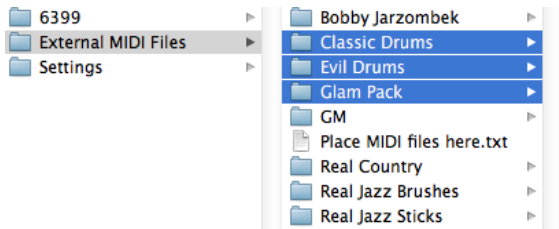
Installation of the *Platinum Grooves MIDI Groove Library* is performed by dragging and dropping the three folders inside 'Platinum Grooves AD' into the Addictive Drums Beats 'User MIDI Files' Folder.

To locate the Addictive Drums Beats Folder, in Addictive Drums press the 'Beats Folder' button on the Beats page.



After copying the 3 folders from inside the *Platinum Grooves AD* folder into the Beats Folder, press 'Refresh Library'.

For Addictive Drums 2, to locate the Beats folder: In the ? menu select "Open External MIDI Folder" and to refresh the library select "Refresh MIDI Library".



General MIDI

The GM library download is provided as a single compressed (zipped) archive. The archive is named *Platinum_Grooves_GM.zip*

Platinum Grooves Vol 1 General MIDI Standard MIDI Files

Instrument	Articulation	MIDI Note	
Kick	Hit	C1	36
Snare 1	Hit	D1	38
	Rimshot	E1	40
	Sidestick	C#1	37
Toms			
Rack 1 (High)	Hit	C2	48
Rack 2 (Mid)	Hit	A1	45
Floor	Hit	F1	41
Cymbals			
Ride	Hit (Bow)	D#2	51
	Bell	F2	53
	Edge	B2	59
Crash 1	Hit (Edge)	C#2	49
Crash 2	Hit (Edge)	A2	57
Hihat			
Hihat	Pedal	G#1	44
	Closed Tip	F#1	42
	Closed Shank	F#1	42
	All other Open articulations	A#1	46

Yamaha DTX900 Electronic Drums

Please check out the Yamaha DTX900 Electronic Drums and visit their website at www.dtxperience.com



Yamaha is a registered trademark of Yamaha Corporation. All rights reserved.


Platinum Samples License Agreement

The MIDI Grooves and MIDI Data contained in the Platinum Samples installer or downloaded from www.platinumsamples.com are licensed, not sold to the end user by Platinum Samples. All MIDI Grooves are now and remain the property of Platinum Samples and are licensed to the end user only for use as part of a live or recorded musical performance. This license expressly forbids resale or other sale or distribution of these MIDI Grooves, either as they exist in the installer, or otherwise edited for use as MIDI Grooves in any medium, excepting musical performances, live or recorded.

The end user cannot sell them or give them away without written permission from Platinum Samples. Any usage not specifically allowed by this license including but not limited to use as part of a musical performance by an entity who has not licensed a copy of the product will be prosecuted to the maximum possible extent under the law.

The purchase of this Platinum Samples Grooves Pack gives you the non-exclusive right to incorporate the Grooves on this Groove Pack in any sound and/or audiovisual production, such as a phono-gram, soundtrack for a film, music production, television show, theatre show, musical, advertisement, website, video game, or other media production.

You may not distribute, sell, rent, lease, sublicense, assign, or otherwise transfer any of the MIDI Grooves except as incorporated in a production. You may not distribute the MIDI Grooves independently of a production, or with any directions or instructions as to how the MIDI Grooves may be extracted from a production, or with any invitation, suggestion or authorization that the MIDI Grooves may be extracted from a production.

BFD2 & BFD Eco are registered trademarks of fxpansion

Toontrack, EZDrummer and Superior Drummer 2.0
are registered trademarks of Toontrack Music AB

Addictive Drums is a registered trademark of XLN Audio

Cakewalk & Session Drummer are registered trademarks of Cakewalk, Inc.

www.platinumsamples.com

© 2014 Platinum Samples. All trademarks acknowledged. Mac is a trademark of Apple Computer, Inc. Windows XP and Windows Vista ® are trademarks of Microsoft Corporation in the United States and other countries. Other trademarks mentioned are held by their respective owners.

Warning: The unauthorized reproduction or distribution of this copyrighted work is illegal. Criminal copyright infringement, including infringement without monetary gain, is investigated by the FBI and is punishable by up to 5 years in federal prison and a fine of \$250,000.