

Play Amazing Grace

YOUR WAY!



Rebecca Bogart & Jenny Peters

Table of Contents

Table of Contents.....	2
About “Amazing Grace”	3
Lyrics and Chords for “Amazing Grace”	4
Fingerpicking Accompaniment Pattern.....	5
Chord Melody #1	6
Chord Melody #2	7
Do What Works for You	8
How to Play the Chords used in Amazing Grace.....	9
Conclusion	11
ABOUT THE UKULELE SISTERS.....	12

About “Amazing Grace”

The Story of “Amazing Grace”

Amazing Grace was published in 1779 by John Newton (1725-1807). Newton learned to sail with his father and then enlisted as a crew member on a merchant vessel. Soon after his enlistment he was forced to serve in the British Royal Navy, a common practice at the time. He tried to escape the Navy but was caught and flogged in front of the ship’s crew. Eventually he was able to transfer to another ship, but the crew did not like him. They left him in West Africa with a slave dealer who gave Newton to an African princess. The princess abused and mistreated Newton alongside her other slaves.

In 1748 a sea captain sent by his father rescued him. On his voyage home to England he awoke to find the ship filling with water during a violent storm. Just as he called out to God for mercy the cargo shifted enough to stop the leak, and he was saved from drowning. He later wrote that his spiritual conversion began at this moment. As he grew more committed to his Christian faith he came to believe that the slave trade was wrong. He became a prominent abolitionist and evangelical religious leader and was influential in Britain’s abolition of slavery in 1807.

Four Versions of “Amazing Grace” in this PDF

We give you four versions of “Amazing Grace” to learn from. The first version is the “sing and strum” version with a suggested strumming pattern. This version includes ukulele tablature for the melody, so you can learn to play that as well.

The second version includes a written out fingerpicking accompaniment that sounds beautiful with the sung melody. It’s nice to change the accompaniment for each verse to add variety. This version fits the mood of the song with its heartfelt and soulful lyrics.

There are also two chord melody versions. The first version is slightly easier and would probably be easiest to play by using the right thumb to perform a down strum on each of the beats of the music. The second version has you plucking the melody notes and then strumming the chord on the longer notes to create a beautiful fill. You will have to experiment to see which version you like best.

“Amazing Grace” is in *21 More Easy Ukulele Songs*

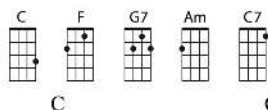
If you like the way we teach you about “Amazing Grace,” please check out our book *21 More Easy Ukulele Songs*. In this book you’ll learn some crucial skills you need as you move into being an intermediate ukulele player. You’ll learn more complicated chords and strumming patterns, how to read tab, and easy chord melody versions of the songs. There are 20 other songs besides “Amazing Grace” in *21 More Easy Ukulele Songs*. You can learn more about all our books at ukulele.io/series.

Lyrics, Chords and Melody Tab for "Amazing Grace"

Amazing Grace

Strumming Pattern

↓ ↓↑ ↓



Musical score for "Amazing Grace" in 3/4 time. The score includes a melody line, lyrics, and a guitar tab line. The chords are indicated above the staff.

Chords: C, F, G7, Am, C7

Lyrics:

A - maz - ing - grace - how - sweet - the
Twas - Grace - that - taught - my - heart - to
Through - ma - ny - dan - gers - toils - and

Tab:

3 3 7 3 7 5 3 0

Chords: C, G7

Lyrics:

sound that saved a wretch like me.
fear and I have my fear re dy lieved.
snares I have al rea dy come.

Tab:

3 3 3 7 3 7 5 10

Chords: C, C7, F

Lyrics:

I once - was - lost, but now - am -
How pre - cious that did Grace -
Twas Graace that brought my heart thus -

Tab:

7 10 7 10 7 3 3 0 3 3 0

Chords: C, Am, G7, C

Lyrics:

found, was blind but now I sec.
pear the and hour I first be - lieved.
far far Grace my fears re - lieved.

Tab:

3 3 3 7 3 7 5 3

Visit us at ukulele.io

Copyright 2019 21 Songs LLC. All Rights Reserved

Fingerpicking Accompaniment Pattern

Use the fingerpicking pattern below to create a really beautiful accompaniment for “Amazing Grace”.

Amazing Grace
Finger Picking Accompaniment

Am C C7 G7 F

C C7 F C

7

G7 C C7

7

7

F C Am G7 C

12

12

12

now - am - found, was blind but now I see.
Grace the pear far and the hour Grace my first fears be - lieved.
heart thus far and Grace my fears re - lieved.

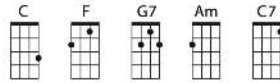
Chord Melody #1

Chord Melody 1

Strumming Pattern:

↓ ↓↑ ↓

Amazing Grace



Chord Melody 1 for "Amazing Grace" in 3/4 time. The piece consists of 13 measures, with chords indicated above the staff and fingerings below.

Measures 1-4: Chords C, C7, F. Lyrics: "A - maz - ing - grace taught how sweet the to and Through ma - ny dan - my gers heart toils and"

Measures 5-8: Chords C, G7. Lyrics: "sound fear that saved a wretch like me. snares I have Grace my fear re dy come."

Measures 9-12: Chords C, C7, F. Lyrics: "I How once pre - was lost, but now Grace am - Twas pre Graace that brought that my heart thus"

Measures 13: Chords C, Am, G7, C. Lyrics: "found, pear was the blind hour but now I see. far and the hour Grace I my first fears be - lieved. lieved."

Fingerings for the bass staff are provided for each measure, indicating fret numbers and string numbers (T, B, 1, 2, 3, 4, 5, 6, 7, 8, 9, 10).

Visit us at ukulele.io

Copyright 2019 21 Songs LLC. All Rights Reserved

Chord Melody #2

Chord Melody 2

Strumming Pattern:

↓ ↓↑ ↓

Amazing Grace

Arr. Jenny Peters

Chord diagrams for C, F, G7, Am, and C7 are shown above the first staff.

Staff 1: Chords C, C7, F. Lyrics: A - maz ing grace how sweet the
Twas Grace ma - that taught my gers heart to
Through ma - ny dan - - ers toils and

Staff 2: Chords C, G7. Lyrics: sound that saved a wretch like me.
fear and I Grace have my fear re dy - lieved.
snare I have al - rea - come.

Staff 3: Chords C, C7, F. Lyrics: I once was lost, but now am -
How Twas pre Grace - cious that did brought that my Grace heart thus

Staff 4: Chords C, Am, G7, C. Lyrics: found, was blind but now I see.
pear the and hour my first fears be - lieved.
far and Grace Grace fears re - lieved.

Do What Works for You

One of the joys of playing music is that you can choose to play it in the way you like best.

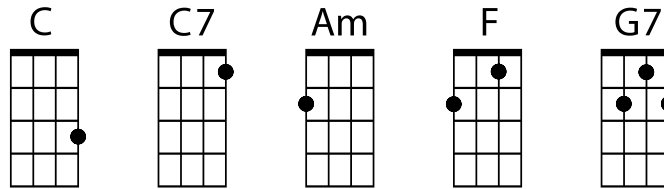
We've included the above suggestions for strumming, fingerpicking and two chord melody versions so you can play the song the way that you like best. If you don't know how to read tab or do fingerpicking, you can strum the whole song. If you find the down-up strumming pattern too difficult, just do all down strums. And if you have a different way of strumming the song that you like better, then by all means, do it your way!

Visit us at ukulele.io

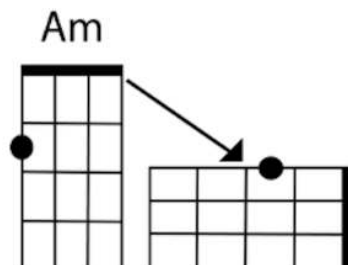
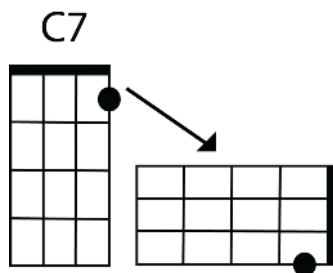
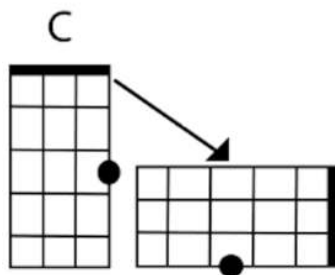
Copyright 2019 21 Songs LLC. All Rights Reserved

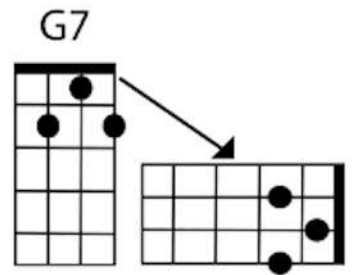
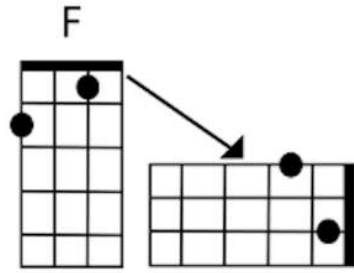
How to Play the Chords used in “Amazing Grace”

Amazing Grace uses these chords:



Here are some more detailed illustrations of how to play the chords:





Conclusion

We hope this PDF has helped you create your own arrangement of *Amazing Grace*.

We're Jenny Peters and Rebecca Bogart, the Ukulele Sisters. We believe that people playing music make the world a better place. Our mission is to help you to have fun learning music YOUR way.

We've been publishing books on how to play ukulele since 2013 and have sold over 70,000 copies worldwide.

You can read more about us on the next page. Please feel free to [reach out to us](#) at any time if you have any questions or comments about this PDF or anything else about the ukulele.

Happy Strumming!

Visit us at ukulele.io

Copyright 2019 21 Songs LLC. All Rights Reserved

ABOUT THE UKULELE SISTERS



Jenny Peters is a Grammy-nominated full-time music educator in the Chicago area. She has taught thousands of beginners on variety of instruments during her many years of teaching.

Jenny developed her unique beginner-friendly method of teaching ukulele when she learned to play in order to include ukulele to her fourth grade General Music classes. She has gone on to become a popular YouTube ukulele personality who owns seven different kinds of ukuleles!

Jenny and Rebecca have now written five books in the Beginning Ukulele Songs series: Book 1, *21 Songs in Days: Learn Ukulele the Easy Way*; Book 2, *Easy Ukulele Songs: Five with Five Chords*; Book 3, *21 Easy Ukulele Songs for Christmas*; Book 4, *21 MORE Songs in 6 Days: Learn Intermediate Ukulele the Easy Way*; and Book 5, *21 Easy Ukulele Folk Songs*. A sixth book of easy ukulele hymns is in the works.

The Illinois Music Educators Association has to do presentations on how to teach ukulele, and she written the subject for the magazine of the Illinois chapter of the American String Teachers Association. She is a member of the National Association for Music Education (NaFME), the American String Teachers Association (ASTA) and the American Society of Composers, Authors and Publishers (ASCAP.) Jenny plays six other instruments besides ukulele: piano, violin, viola, cello, bass and organ. She currently heads a successful elementary and middle school orchestra program. Before that she taught Elementary General Music for ten years.

Jenny has served on the faculties of Lake Forest College and the College of Lake County. She taught piano, violin and chamber music at the Music Institute of Chicago and the Lake Forest Music Institute. She holds a Master of Music in Piano Performance from the University of Illinois and Bachelor of Music in Piano Performance from the University of Washington. She earned her teacher's certification from Trinity International University in order to share her passion for music with students of diverse backgrounds.

Rebecca Bogart has been introducing beginners of all ages to music for over 40 years. She believes that helping more people play music makes the world a better place.

She learned to play ukulele from her sister Jenny using the method taught in Beginning Ukulele Songs series. While she has spent countless hours playing music with two hands at the piano, learning to have the left hand fret chords while the right hand strummed was a surprisingly challenging experience! Rebecca brings a ukulele beginner's perspective to the Ukulele Sisters' writing team.

Visit us at ukulele.io

Copyright 2019 21 Songs LLC. All Rights Reserved

Rebecca has been passionate about the piano and music her entire life. She has played for audiences in Italy, taught master classes at Harvard and won more than a few piano competitions. She made her solo debut at Carnegie Hall in early 2014. Several of Rebecca's piano students have won national and international awards and been featured on NPR's radio show "From the Top". She has been a featured presenter at the California Music Teachers Association, and has recorded a CD of American solo piano music *American Retrospective*. She completed her Masters' degree in Piano at the San Francisco Conservatory of Music.

Jenny Peters jenny@ukulele.io

Rebecca Bogart rebecca@ukulele.io

facebook.com/21UkuleleSongs

Google+ google.com/+Ukuleleio

YouTube youtube.com/c/Ukuleleio

Twitter [@ukuleleio](https://twitter.com/ukuleleio)

instagram.com/jennypeters.21ukulelesongs