

PLUMBING MAINTENANCE SPECIALS

Prices good through March 31, 2021

UPS SHIPPING CHARGES ARE FREE *....On All Orders That Are Over \$143 net invoice

**** SAVE TIME AND MONEY, CALL US TODAY ****



PROFESSIONAL QUALITY YOU EXPECT

ORDER TODAY: Order Desk Toll Free

8:30am to 5:30pm EST 800-327-8531

OR Fax Us 800-882-7484

Fax Line open 24 hours per day

Email: info@dixieplumbingspecialties.com

**WE SHIP
WITHIN 24
HOURS**

**THOUSANDS OF TOP QUALITY
PLUMBING PARTS
STOCKED IN OUR NATIONAL
DISTRIBUTION CENTER!**



SLOAN®
Valve Company

1.6 Gallon Closet Kit
For New Style LPF Toilets (A-41-A)
Part # 3301041.....18.95 ea

4.5 Gallon Closet Kit
For Old Style Toilets (A-36-A)
Part # 3301036.....13.83 ea

2.4 Gallon Closet Kit
For New Style LPF Toilets (A-44-A)
Part # 3301024.....18.95 ea

3.5 Gallon Closet Kit
For Old Style Toilets (A-38-A)
Part # 3301038.....13.83 ea


1 Gallon Urinal Kit
For New Style LPF Urinals (A-42-A)
Part # 3301044.....18.95 ea

1.5 Gallon Urinal Kit
For Old Style Urinals (A-37-A)
Part # 3301037.....13.83 ea

0.5 Gallon Urinal Kit
For New Style LPF Urinals (A-43-A)
Part # 3301081.....18.95 ea

**SLOAN® SPECIAL
O-RING**

Packaged 12 per bag
Special O-Ring
(H-553)



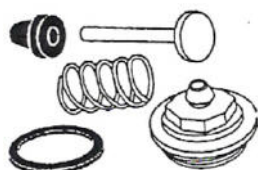
Part # 5308696..... .85¢ ea

**SLOAN® VACUUM
BREAKER KIT**



Vacuum Breaker Kit (V-551-A)
Part # 3323192.....2.08 ea

**SLOAN® HANDLE
REPAIR KIT**



Handle Repair Kit (B-50-A)
Part # 5302305.....2.33 ea

SLOAN®
OPTIMA SYSTEMS

**OPTIMA PLUS® SINGLE-FLUSH
RETROFIT SIDE MOUNT UNIT**

- * Converts handle-operated flush valve to sensor-operated
- * Installs in less than 5 minutes
- * No diaphragm to change
- * Works on both urinals and closet flush valves
- * Fits Sloan and Zurn flush valves
- * Chrome finish
- * Battery powered



Model EBV-500-A
Part # 34-507.....152.00 ea

**SLOAN®
SPUD & FLANGE KIT**



3/4" (R-1008-A)
Part # 3308078.....27.72 ea
1-1/2" (R-1010-A)
Part # 3308080.....27.72 ea

**GENUINE SLOAN®
VACUUM BREAKERS**




3/4" x 9" Chrome
Part # 5323005.....20.44 ea
1-1/4" x 9" Chrome
Part # 5323006.....20.44 ea
1-1/2" x 9" Chrome
Part # 5323007.....20.44 ea
3/4" x 15" Chrome
Part # 0323210.....35.59 ea
1-1/2" x 15" Chrome
Part # 0323017.....33.41 ea
1-1/2" x 21-1/2" Chrome
Part # 0323015.....36.73 ea
1-1/2" x 26" Chrome
Part # 0323021.....42.64 ea

**SLOAN®
SPUD NUT & FLANGE
KIT**




3/4" (F5A)
Part # 030612.....12.61 ea
1-1/2" (F56A)
Part # 0306146.....12.61 ea

BRASS SPUD WRENCH



For removing brass spuds.
Part # 90-086.....19.88 ea

**BRASS URINAL
& CLOSET SPUDS**



Cast brass, includes special treated rubber spud washers & metal friction rings.

Urinal 1" x 3/4"
Part # 33-2145.88 ea
Closet 1-1/2" x 1-1/2"
Part # 33-2135.98 ea

**SLOAN®
STOP CAP
VANDAL RESISTANT**




3/4" (H-1009-A)
Part # 3308790.....9.17 ea
1" (H-1010-A)
Part # 3308772.....9.17 ea

SLOAN®

**Need Sloan?
WE'VE GOT IT!**
Give us a call for any
of your Sloan needs.
SEND US YOUR LIST!

**SLOAN® HANDLE
ASSEMBLY**



Complete Handle (B-32-A)
Part # 530227912.03 ea


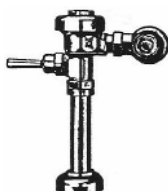
**SLOAN®
SOCKET CAP (SMALL)
CHROME
VANDAL RESISTANT**



* Packed 6 per bag
(H-1012-A)
Part # 5388001.....7.64 ea

**COMPLETE SLOAN®
FLUSH VALVES**

**Your Choice
All at same price of \$101.75**



Sloan Closet Flush Valve
3.5 Gallon Flush [Regal 110XL]
Part # 34-500 (old style)
Sloan Urinal Flush Valve
1.5 Gallon Flush [Regal 186XL]
Part # 34-501 (old style)

Sloan Closet Flush Valve
1.6 Gallon Flush [Regal 111XL]
Part # 34-502 (new lo-flow)
Sloan Urinal Flush Valve
1.0 Gallon Flush [Regal 186-1XL]
Part # 34-503 (new lo-flow)

SLOAN® DIAPHRAGM REPAIR KIT



(A-156-A)
Part # 5301188.....5.07 ea

SLOAN® DIAPHRAGM REPAIR KIT



(A-156-AA)
Part # 5301189....10.50 ea

SLOAN® STOP REPAIR KITS



3/4" Screwdriver Stop Kit
Part # 3308856.....9.36 ea
1" Screwdriver Stop Kit
Part # 3308853.....9.36 ea

FLUSH VALVE WALL BRACKET



- * 1-1/2" OD size
- * 5" center of pipe to wall
- * Chrome plated split ring type
- * Mounting hardware included

Part #34-512.....29.88 ea

SLOAN® OPTIMA PLUS FLEX TUBE DIAPHRAGM KIT

EBV-1020-A Kit fits 1.6, 3.5, 4.5 Closet & 3.5 Urinals
Part # 3325001.....38.42 ea
EBV-1022-A Kit fits 1.0 and 1.5 Urinal
Part # 3325000.....38.42 ea
EBV-1024-A Kit fits 1.28 Closet
Part # 3325031.....38.42 ea



SLOAN® URINAL WATER FREE CARTRIDGE

- * Packed 1 per box & 32 per case



(1001500)
Part # 34-195.....43.99 ea


SLOAN® OUTSIDE COVER



Rough Brass Outside Cover (A-72)
Pt # 0301173PK....19.27 ea
Chrome Outside Cover (A-72)
Pt # 0301172PK....20.96 ea

SLOAN® INSIDE COVER



Inside Cover (A-71) 
Part # 0301168.....6.44 ea

SPECIAL WALL HUNG URINAL & TOILET GASKETS



- * Extra thick
- * Urethane & Wax
- * Fits 2" Urinal outlets
- * Guaranteed for 10 Years
- * Will Not Deteriorate

Part # 33-286.....2.88 ea
4" for Wall Hung Toilets
Part # 33-407.....2.98 ea

GENUINE SLOAN® FLUSHMATE



(C-100500-KIT)
Part # 34-200.....27.97 ea

PRO SLIP JAW PLIERS

- * Professional Quality
- * Special Cushion Grips
- * Chrome Finish
- * Drop Forged Steel
- * 2-1/8" capacity
- * 12" long



Part # 90-023.....10.98 ea

FREE FLO 6" FORCE CUP

Preferred for all types of sinks, bowls & drains
21" - Handle Included



Part # 33-287.....5.98 ea

SLOAN® SUPER WRENCH

This Genuine Sloan tool is designed to aid you in taking apart and repairing Sloan Flush Valves. This tool fits every connection required. It will also fit Delany Flush Valves.



Part # 90-019.....39.85 ea

COMPLETE DELANY™ FLUSHBOY FLUSH VALVES

Delany™ Flushboy Closet Flush Valve 3.5 gpf
Part # 34-402 (old style)..... | 12.47 ea

Delany™ Flushboy Closet Flush Valve 1.6 gpf
Part # 34-403 (new lo-flow)..... | 12.47 ea

Delany™ Flushboy Urinal Flush Valve 1.5 gpf
Part # 34-401..... | 12.47 ea



**DELANY™ VACUUM
BREAKER**



Vacuum Breaker
Part # 427A.....3.88 ea

**Delany CLOSET
REPAIR KIT**



For New Style 1.6 gal. Flush Valves
Pt # F141-1.6KC... | 13.34 ea

**Delany URINAL
REPAIR KIT**



For Old Style Urinal Flush Valves
Part # F141KU.... | 13.34 ea

**Delany CLOSET
REPAIR KIT**



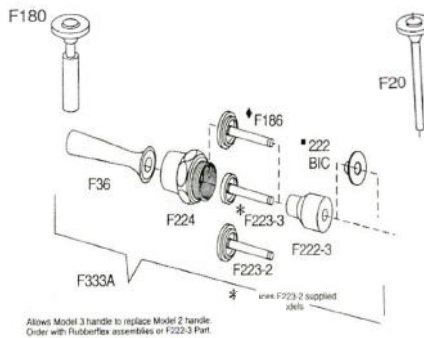
For Old Style Closet Flush Valves
Part # F141KC.... | 13.34 ea

**GENUINE DELANY™
REPAIR PARTS**

Auxiliary Relief Valve
Part # F-180 | 10.98 ea

Auxiliary Relief Valve
Part # F-20..... | 9.98 ea

Handle Flexer
Part # F222-3..... | 1.98 ea



**GENUINE DELANY™
REPAIR PARTS**

Handle Operating Stem
Part # F223-2 | 3.98 ea


Chrome Handle Complete
Part # F333-A | 25.98 ea

**AMERICAN STANDARD®
Tank to Bowl Kit**

UNIVERSAL

With recess gasket

**3
Bolt Kit**



Part # 33-300 | 9.68 ea

**AMERICAN STANDARD®
Tank to Bowl Kit**

UNIVERSAL

With recess gasket

**2
Bolt Kit**



Part # 33-156 | 6.98 ea



**FLUIDMASTER®
PRO 45 FILL VALVE**

- * Ultra quiet operation
- * Minimal water hammer
- * Code approved
- * 5 year warranty
- * 1 per box or 25 per case



**Pt. 33-600 1-12..... | 8.88 ea
13+..... | 8.28 ea**

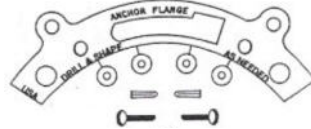
CLOSET FLANGE REPAIR RING



- * Securely attaches to concrete or wood sub-floor
- * Replaces most closet rings
- * Corrosion resistant

Part # 33-385.....5.98 ea

ANCHOR FLANGE SPANNER KIT



- Repairs broken closet flange
- * Heavy Duty
 - * Mounts to Floor
 - * Stabilizes Toilet
 - * Plated Steel Construction

Part # 33-360.....2.98 ea

ENDURO CLOSET BOLTS

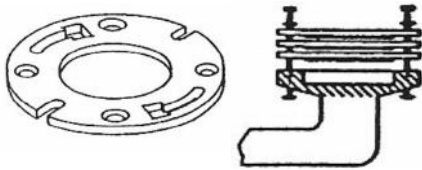
*** Bagged in Pairs ***

- * Withstands over 1,000 PSI
- * Never rusts
- * Space Age composite
- * Fits all closet flange styles
- * Order 12 pair per bag or 50 pair per box



Part # 33-061.....1.67 pair

THE ORIGINAL "EXTEND-A-FLANGE" Closet Flange Extension



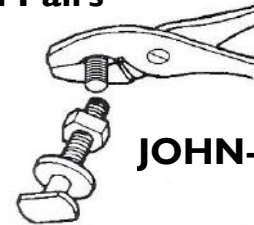
Extremely useful when repairing, replacing or tiling bathroom floor.

Part # 33-320.....2.38 ea

SOLID BRASS SNAP OFF CLOSET BOLTS

*** Bagged in Pairs ***

- * Brass bolt with captive washer, nickel plated nut, stainless washer.
- * Order 12 pair per bag or 50



JOHN-BOLTS

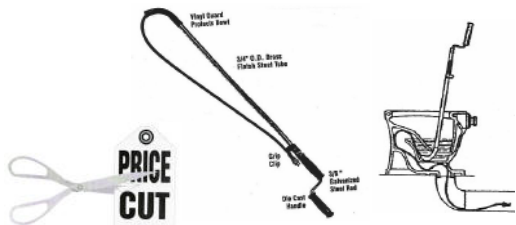
1/4" x 2-1/4" Solid Brass Snap Off Closet Bolts

Part # 33-137.....1.98 per pair

5/16" x 2-1/4" Solid Brass Snap Off Closet Bolts

Part # 33-1382.25 per pair

PROFESSIONAL CLOSET AUGERS



3-Foot Flexcore

3' Regular Head

Part # 33-283.....44.68 ea



6-Foot Teletube

6' Regular Head

Part # 33-285.....74.18 ea

**** SPECIAL AUGER FOR URINALS ****



4' Telescoping Urinal Auger

Part # 90-700.....32.88 ea



Max Says:



Need GENUINE SLOAN®

FLUSHMATE®
Replacement Parts?

CALL US!



GENUINE SLOAN® FLUSHMATE CARTRIDGE



(C-100500-KIT)

Part # 34-200.....28.82 ea

WAX SEAL RING



- * Minimum 13/16" thickness.
- * Packed 1 per box & 48 per case.

Part # 33-140.....1.68 ea

FLANGED BOWL RING

- * Fits both 3" & 4" soil pipe.
- * Packed 1 per box & 24 per case.



Part # 33-143.....1.88 ea

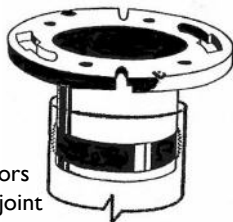
ADJUSTABLE 3" X 4" CLOSET FLANGE



- * Fits over 3" and inside 4"
- * Ideal for repair or replacement in wood or concrete
- * Allows up to 4" adjustment to riser

Part # 33-981.....13.88 ea


4" CLOSET FLANGE REPLACEMENT



- * With up to 3" of adjustment to riser
- * No need to remove lead joint
- * No tearing up of floors
- * No caulking of lead joint
- * Slip into pipe & tighten 3 stainless steel bolts
- * Great for new concrete construction

Part # 33-982.....18.97 ea


GENUINE FLUIDMASTER® REPAIR KIT



Packed 10 per zip-top bag

Part # 33-264.....1.48 ea


3" STREET ADJUSTABLE CLOSET FLANGE



- * Fits inside 3"
- * Eliminates the need for chipping and chiseling of concrete.
- * Allows up to 3" adjustment to riser

Part # 33-983.....10.88 ea

3" FLUSH VALVE WITH FLAPPER HEAVY DUTY PLASTIC



- * Vinyl Flapper with a Stainless Steel Chain
- * Lugnut and Flush Valve Washer
- * Fits/Replaces Most 3" Valves on the Market

Part # 33-224.....8.38 ea

9" TALL FLUSH VALVE HEAVY DUTY PLASTIC



- * 33-462 SS Blue Flapper
- * Plastic Non-Corrosive
- * Vinyl Flapper
- * Stainless Steel Chain
- * Hex Nut
- * Includes Washer

Part # 33-221.....5.98 ea

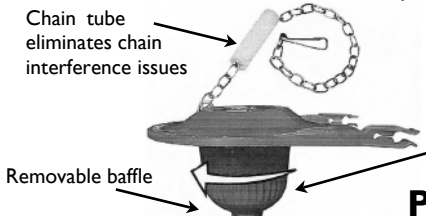
UNIVERSAL 3" MIZER FLUSH III

Works on **most** all brands 3" flush valves with flappers!

Adjustable | CHLOROBLOCK | TP Rubber

- * American Standard
- * Kohler
- * Aquasource
- * Mansfield
- * Crane
- * Pegasus
- * Eljer
- * Toto
- * Ferguson
- * Western
- * Gerber
- * and many more
- * Jacuzzi

Includes toilet settings chart by model



Chain tube eliminates chain interference issues



Removable baffle

Saves water! Improves flush power!

Rotating the bulb to increase or decrease flush rates and removing the baffle can achieve the perfect rate



Bulb rotates to adjust flush rates



Adjustable arms to match flush valve
Wider flush range! Easily adjustable!

Part # 33-001 1-5.....7.98 ea
6+.....7.48 ea

★ THE GENUINE DIXIE® SUPER SEAL ROYAL BLUE ★

- * These supreme tank flappers are made up of a special silicone treated formula
- * Each flapper will last for years and are for professional plumbers
- * Packaged individually in heavy duty, truck-proof boxes
- * Fits many toilets including American Standard, Eljer, Gerber, Kilgore, Kohler, Peerless, Univ. Rundle, Sears, Western and others
- * Will actually work in most conventional toilets
- * Includes special stainless steel chain and hook



Part # 33-462

Available in case lots of 72 or 144

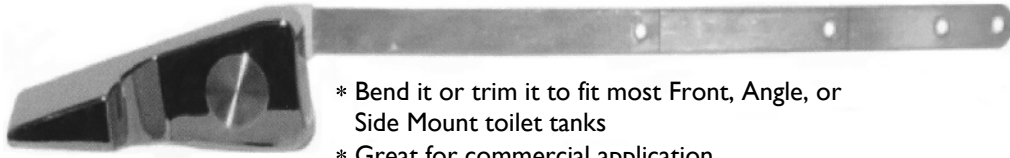
#1 MASTER PLUMBER'S CHOICE




1 - 23.....2.88 ea
24+.....2.58 ea
Case Lot of 72.....2.08 ea
Case Lot of 144...1.98 ea

DIXIE® COMBO MAKE-IT-FIT PRO TANK LEVER

ABS HANDLE WITH BRASS ARM

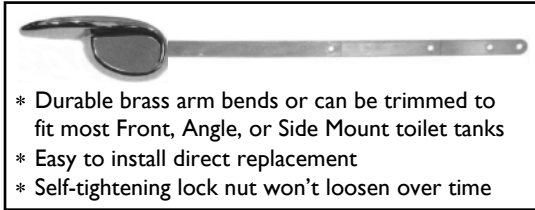


- * Bend it or trim it to fit most Front, Angle, or Side Mount toilet tanks
- * Great for commercial application
- * Available with chrome plated handle
- * Can also be cut to fit smaller/low-profile toilet tanks



Scored for cutting to 4" or 6" lever...


MAKE-IT-FIT PRO DESIGNER SERIES TANK LEVERS



- * Durable brass arm bends or can be trimmed to fit most Front, Angle, or Side Mount toilet tanks
- * Easy to install direct replacement
- * Self-tightening lock nut won't loosen over time



Chrome Handle
Part # 33-601.....5.88 ea



...or snap with pliers at appropriate score marks at 4" or 6"



Bend lever to any form!



45°

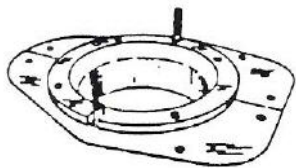


28°

Bend lever to any angle!

Chrome Plated Handle
Part # 33-134.....4.98 ea

QUIK-FIX® FLOOR & FLANGE REPAIR

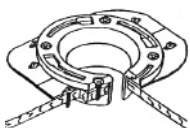


FIX THAT WOBBLY TOILET!

- * Floor rotten?
- * Hole in floor too large?
- * Screws pulled loose?
- * Replacing cast iron PVC?
- * Using offset closet flange?



QUIK FIX



Closet flange not included

For Cast Iron
Part # 33-380.....19.94 ea

For PVC or ABS
Part # 33-381.....19.94 ea

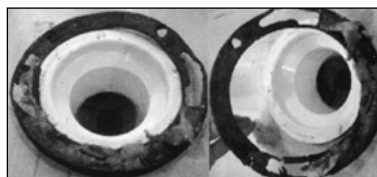
REPLACEMENT MOUNTING RING




U.S. Patents 6155608 & 6442769



- * Designed by a plumber with over 40 years experience in the field
- * Manufactured from rust-resistant 409 Stainless Steel for added strength and a long service life
- * Two-piece design allows easy replacement of an old rusty steel closet flange mounting ring
- * No major reconstruction of the existing plumbing or flooring needed



Remove the worn out steel ring




Replace with THE CLAM

Replacement Mounting Ring for ABS / PVC Closet Flanges
Part # 33-077.....10.88 ea

BK
RESOURCES

GAS HOSE CONNECTION KIT



Kit includes: Hose, Quick Disconnect, and Restraining Cable & Hardware

3/4" x 36"
(BKG-GHC-7536-SCK2)

Part # 71-500....128.40 ea

3/4" x 48"
(BKG-GHC-7548-SCK2)

Part # 71-501....139.80 ea

1" x 48"
(BKG-GHC-10048-SCK2)


Part # 71-502....171.00 ea

BK
RESOURCES

STRAIGHT DRAIN

LEAD FREE

- Dual Functioning Outlet Features 2" Male & 1-1/2" Female Threading
- Stainless Steel Strainer
- Fits 3-1/2" Openings



(BK-SLW-2)

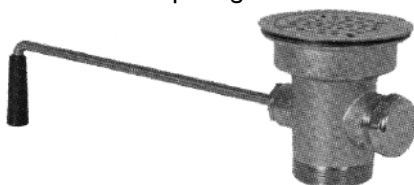
Part # 71-599.....39.88 ea

BK
RESOURCES

LEVER DRAIN

LEAD FREE

- Dual Functioning Outlet Features 2" Male & 1-1/2" Female Threading
- Stainless Steel Strainer
- Fits 3-1/2" Openings



(BK-LWR-2)

Part # 71-598.....39.88 ea

BK
RESOURCES

COMMERCIAL GRADE PRE RINSE UNITS

- * Triple-Ply Hose Rated to 300 PSI
- * 12" Wall Bracket
- * 1/4 Turn Ceramic Cartridges
- * Heavy Duty Chrome Brass
- * Color Coded Hot & Cold Indicators
- * 1/2" Female Inlets

LEAD FREE



DECK MOUNT

SINGLE HOLE



H/C Mixing Hoses Included

(BKF-DMPR-WB-G)

Part # 71-405...179.48 ea



WALL MOUNT

8" CENTERS

(BKF-VSMR-WB-G)

Part # 71-403....183.50 ea



DECK MOUNT

WITH ADD-A-VALVE



H/C Mixing Hoses Included

With 8" Spout
(BKF-DMPR-WB-AF8-G)

Part # 71-406....276.00 ea

With 12" Spout
(BKF-DMPR-WB-12-G)

Part # 71-407....276.00 ea



WALL MOUNT

WITH ADD-A-VALVE

With 8" Spout
(BKF-VSMR-WB-AF8-G)

Part # 71-404....221.00 ea

With 12" Spout
(BKF-VSMR-WB-AF12-G)

Part # 71-398....241.00 ea

WHY **workFORCE** ? SERIES

- * Standard Duty has a 1-Year Warranty
- * Double O-Ring Spout Seal
- * High-Polished Nickel Chrome Finish
- * Full Replacement Parts Available
- * Lead-Free Compliant

BK WALL MOUNT FAUCET

RESOURCES

- * 3" Gooseneck Spout
- * 4" Center
- * 1/4 Turn Ceramic Cartridges
- * Color Coded Hot & Cold Indicators



LEAD FREE



(BKF-W-3G-G)

Part # 71-431.....46.80 ea

BK DECK MOUNT FAUCET

RESOURCES

- * 3" Gooseneck Spout
- * 4" Center
- * 1/4 Turn Ceramic Cartridges
- * Color Coded Hot & Cold Indicators



LEAD FREE



(BKD-3G-G)

Part # 71-420.....46.50 ea

BK SOAP DISPENSER

RESOURCES

- * 20 fl. oz. (600 ml) Capacity




(BK-SD)

Part # 71-398.....16.10 ea



8" WALL MOUNT STANDARD DUTY FAUCET

workFORCE
SERIES



- * 8" Center with Adjustable Unions
- * 1/4 Turn Ceramic Cartridges
- * Color Coded Hot & Cold Indicators
- * **1-Year Warranty**



Certified to NSF/ANSI 61 Section 9-G



Double Jointed Swing Spout

6" Swing Spout
(BKF-8W-6-G)

Part # 71-400.....49.82 ea

12" Swing Spout
(BKF-8W-12-G)

Part # 71-402.....49.82 ea

8" Swing Spout
(BKF-8W-8-G)

Part # 71-401.....49.82 ea

18" Double Jointed Swing Spout
(BKF-8W-18-G)

Part # 71-408.....66.00 ea



STAINLESS STEEL HAND SINKS

- * Bowl Size: 14" x 10" x 5"
- * Overall Dimensions: 17" w x 15-1/2" d
- * Overall Dimensions with Side Splash: 17" w x 17" d

- * 4"-Center Sink Holes
- * Mounting Bracket Included
- * Drain Included
- * ANSI 372 Compliant

LEAD FREE

WALL MOUNT



With Faucet # 71-431
(BKHS-W-1410-P-G)

Part # 71-488....143.25 ea

DECK MOUNT



With Faucet # 71-420
(BKHS-D-1410-P-G)

Part # 71-489....143.25 ea

WALL MOUNT WITH SIDE SPLASHES ON BOTH SIDES



With Faucet # 71-431
(BKHS-W-1410-SS-P-G)

Part # 71-490....199.50 ea

DECK MOUNT WITH SIDE SPLASHES ON BOTH SIDES



With Faucet # 71-420
(BKHS-D-1410-SS-P-G)

Part # 71-491....190.95 ea

BK **DIPPER WELL FAUCET**
RESOURCES

- * Chrome Plated
- * 1/2" Female Iron Pipe Threaded with Brass Adapter to 3/8"; FIP included



G LEAD FREE

(BKF-DWF-G)

Part # 71-421.....34.80 ea

BK **WALL MOUNT STANDARD DUTY FAUCET**
RESOURCES

- * 1/4 Turn Ceramic Cartridges
- * Color Coded Hot & Cold Indicators
- * 4" Center



G LEAD FREE



6" Swing Spout
(BKF-W-6-G)

Part # 71-432.....46.80 ea

BK **DECK MOUNT STANDARD DUTY FAUCET**
RESOURCES

- * 1/4 Turn Ceramic Cartridges
- * Color Coded Hot & Cold Indicators
- * 4" Center



G LEAD FREE



6" Gooseneck Swing Spout
(BKD-6-G)

Part # 71-442.....45.60 ea

Looking for more



BK **DECK MOUNT BASIN FAUCET**
RESOURCES

- * Heavy Duty Basin Faucet
- * 1/4 Turn Ceramic Cartridge
- * Chrome Plated
- * Color Coded Hot & Cold Indicators
- * 1/2" Male Iron Pipe Threaded with Brass Adapter to 3/8"; MIP included



G LEAD FREE

(BKF-SPSF-G)

Part # 71-430.....36.50 ea

BK **SERVICE FAUCET WITH VACUUM BREAKER**
RESOURCES

- * Wall Bracket Included
- * Integral Bucket Holder on Spout
- * Garden Hose Threading on Spout
- * 1 Year Warranty



G LEAD FREE

workFORCE SERIES




(BKSF-VB2)

Part # 71-350.....99.75 ea

Commercial Kitchen Products?

Gas Hoses • Faucets • Grease Traps • Sinks



Go to www.dixieplumbingspecialties.com to view the 100+ page BK Resources catalog!

T&S PRE-RINSE UNIT

 ADA

- * 8" Centers
- * 1/2" IPS Fanged Female Inlets
- * B-107 Spray Valve
- * B44H Stainless Steel Hose
- * 18" Riser
- * 15" Overhang
- * Lever Handles



Includes Wall Bracket

Pt# 48-B-0133-B....358.20 ea



T&S PRE-RINSE UNIT

 ADA

- * Single hose base mixing faucet with "pop and lock" riser installation feature
- * 18" flexible inlets with 1/2" couplings
- * B-107 Spray Valve
- * 44" flexible stainless steel hose



Includes Wall Bracket

Pt# 48-B-0113-B....337.80 ea



T&S PRE-RINSE UNIT

 ADA

- * 8" center deck faucet with "pop and lock" riser installation feature
- * 1/2" NPT female eccentric flanged inlets
- * B-107 Spray Valve
- * B44H Stainless Steel Hose
- * 14" overhang
- * 24" riser



Includes Wall Bracket

Pt# 48-B-0123-B....358.50 ea



T&S WORKBOARD FAUCET

- * Splash back mounted
- * Forged brass body
- * Removable seats
- * 6-1/2" long x 2" wide chrome plated escutcheon
- * 4" centers
- * 1" long shanks
- * 1/2" NPT thread

 ADA



Pt# 48-B-1115-LN...96.00 ea



T&S ADD-ON FAUCET





Pre-rinse add-on faucet with "pop and lock" riser installation feature.

Pt# 48-B-0155-LN...63.60 ea



T&S WORKBOARD FAUCET

- * Deck mounted
- * Forged brass body
- * Removable seats
- * 10-1/2" long x 2" wide chrome plated escutcheon
- * 8" centers
- * 1" long shanks
- * 1/2" NPT thread


 ADA



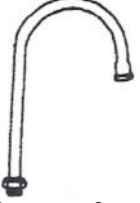
Pt# 48-B-1120-LN...96.00 ea




T&S SWIVEL GOOSENECK



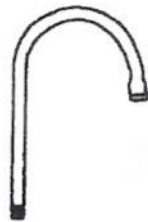
Model No.	Finish	Spout Reach	Spout Height	Price
131X	CP	2-3/4"	5-1/8"	30.30 ea
132X	CP	2-5/8"	8-3/4"	32.46 ea
133X	CP	5-11/16"	8-3/4"	31.56 ea
135X	CP	8-11/16"	11-3/4"	42.30 ea




T&S RIGID GOOSENECK




Model No.	Finish	Spout Reach	Spout Height	Price
120X	CP	5-1/2"	9-1/2"	25.32 ea
129X	CP	8-1/2"	10-3/4"	65.46 ea



T&S SWING NOZZLE





Model No.	Finish	Spout Reach	Spout Height	Price
59X	CP	6"	5-1/8"	23.59 ea
60X	CP	8"	5-11/16"	25.13 ea
61X	CP	10"	6-3/8"	26.88 ea
62X	CP	12"	6-1/2"	27.42 ea
63X	CP	14"	7-3/4"	30.31 ea
64X	CP	16"	8-9/16"	31.99 ea
65X	CP	18"	9-1/8"	33.81 ea



T&S CENTER-SET LAVATORY FAUCET


- * Solid brass
- * 3-3/4" from inlet of faucet to outlet
- * 4" centers
- * Aerator (B-0199-D)
- * 1-7/16" clearance from deck to aerator

 ADA



Less drain

Pt # 48-B-0871.....98.86 ea



T&S SERVICE SINK FAUCET

- * Solid brass
- * 8" centers
- * 2-3/8" clearance from wall to center line of faucet
- * 8-7/8" reach
- * Rough chrome plated finish
- * Vacuum breaker nozzle
- * Top support wall brace
- * 1/2" NPT female inlet
- * Lever handles

 ADA



Pt# 48-B-0665-BSTR...98.87 ea



T&S SWIVEL BASE FAUCET

- * Wall mounted mixing faucet
- * Lever handles
- * 8" centers
- * 1/2" NPT eccentric flanged female inlets

 ADA




Pt# 48-B-0230-LN.114.00 ea





FLEXIBLE STAINLESS STEEL HOSE

- * 44" flexible stainless steel hose
- * Polyurethane inner tubing
- * Supplied on most pre-rinse with spring-action Gooseneck



LF

Part # 48-B-0044-H...59.76 ea



PRE-RINSE SPRAY VALVE

- * Connects directly to T&S flexible stainless steel hose or handle assembly
- * Designed for heavy use in commercial kitchens
- * Shuts off when handle is released



LF

Part # 48-B-0107.....67.94 ea



TWIST WASTE VALVE WITH DRAIN ADAPTER



Fits 1 1/2" or 2" Outlet

LF

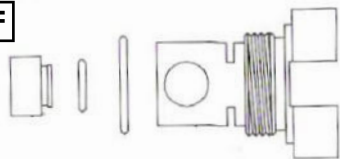
Sink opening 3 1/2" Drain Outlet 1 1/2" or 2"

Part # 48-B3950.....71.40 ea



VACUUM BREAKER REPAIR KIT

LF



3/8" Vacuum Breaker repair kit

Part# 48-B-0968-RK01...19.52 ea

1/2" Vacuum Breaker repair kit

Part# 48-B-0969-RK01...22.19 ea



GLASS FILLER REPAIR KIT

- Kit contains:
- 2-Springs
- 1-Handle screw
- 1-Handle nut
- 2-Bonnet washer
- 2-Hex cap washer
- 2-Seat washer
- 2-Stem packing
- 1-Lever arm



LF

Part # 48-B-1255.....30.80 ea



FOOT PEDAL VALVE PARTS KIT

- Kit contains:
- 4-Valve stem
- 4-Spring
- 4-Bonnet washer (00974-45)
- 4-Bonnet washer (009633-45)
- 4-Seat washer
- 4-Packing stem



LF

Part # 48-B-50P.....17.71 ea



ETERNA BRASS STEM WITH HANDLE



LF

Hot

Part# 48-002714-40...39.94 ea

Cold

Part# 48-002713-40...39.94 ea



Need T&S?
WE'VE GOT IT!
Give us a call for any of your T&S needs.



BRASS BARREL



LF

Hot 64L

Part # 48-788-20.....6.95 ea

Cold 66L

Part # 48-789-20.....6.95 ea



MASTER PARTS KITS

LF

- Kit contains:
- 12-Right hand Eterna inserts
- 6-Left hand Eterna inserts
- 12-Right hand spindle inserts
- 6-Left hand spindle inserts
- 6-Packing nuts
- 50-Lever handle screws
- 25-Seat washer screws
- 25-Top gaskets
- 25-Swing nozzle O-rings
- 50-Seat washers
- 50-Packings



Part # 48-B-7K.....427.44 ea



LEVER HANDLE KIT

LF



- Kit contains:
- 1-Lever handle hot
- 1-Lever handle cold
- 1-Index button, red, hot
- 1-Index button, blue, cold
- 2-Lever handle screw



Part # 48-B-9K.....12.66 ea



B-0107 REPAIR KIT

LF




- Kit contains:
- 2-Spring
- 2-Bonnet washer
- 2-Hose washer
- 2-Seat washer
- 2-B-0107 Ring
- 2-Packings stem
- 2-Valve stem



Part # 48-B-10K.....15.54 ea


ADJUSTABLE BASIN WRENCH



- * Adjusts 10" - 17"
- * Spring-hinged jaw
- * Telescoping body allows for easier use in hard-to-reach areas.
- * Swivel Head operates from either right or left side.
- * Use on hard-to-reach basin nuts, ballcocks & flush valves.

Part # 90-266.....26.01 ea

UNIVERSAL DRAIN WRENCH



- * Die Cast Aluminum
- * Installs & removes tub drains and closet spuds.
- * Prevents damage to decorative finishes.
- * 6" long
- * Use crescent wrench or screwdriver to turn tool.

Part # 90-064.....8.98 ea


EXTRACT-A-DRAIN TUB DRAIN REMOVAL TOOL



- * Removes old or rusty drains-even drains with missing crossbars!
- * Fits both 1-1/4" & 1-1/2" tub drains.
- * Jaws expand to firmly grip the inside of the drain.
- * Prevents damage to your tub's finish.
- * A wrench is the only other tool that you'll need to complete this job.

Part # 90-012.....23.55 ea

BIBB SEAT TOOL SET



Set Includes:

- * 3/8" x 7/16" ratcheting box wrench
- * Small hex/large hex tapered bibb seat tool
- * Small square/large square tapered bibb seat tool
- * Small square/large square straight bibb seat tool

Part # 90-001.....19.64 ea

CHROME PLATED BRASS SHOWER ARMS




1/2" Male Threads

1/2" x 6"
Part # 50-641.....3.98 ea

1/2" x 8"
Part # 50-642.....6.28 ea

1/2" x 10"
Part # 50-643.....9.37 ea

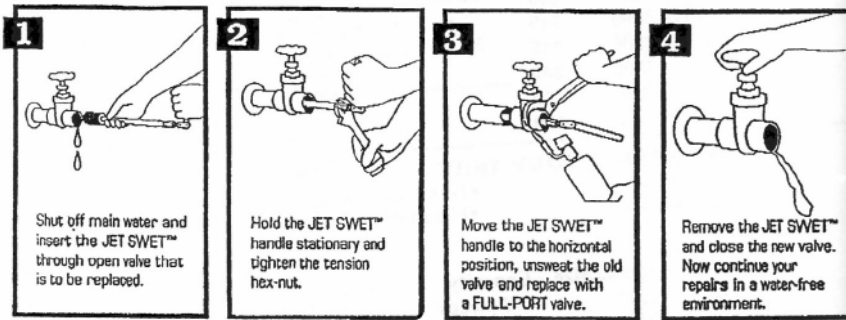
SOLID BRASS SHOWER HEADS



1-3/4" Chrome Adjustable
Part # 40-901.....11.94 ea

2-1/4" Chrome Adjustable
Part # 40-902.....15.96 ea

"Jet Swet"



'Solder without draining the entire water system!'



Jet Swet Kit Contains 6 sizes: 1/2", 3/4", 1", 1-1/4", 1-1/2" & 2"

Part # 90-374288.86 ea

ECONOMY SHOWER HEADS



Chrome with Plastic ball
Part # 40-900.....1.98 ea

DRINKING FOUNTAIN BUBBLER WITH FACE GUARD



FLEXIBLE WATER SHIELD

- * Lead Free—Meets NSF 61.9
- * Chrome-plated brass body
- * Mildew resistant
- * 3/8" FIP connection
- * Stainless steel cartridge



Part # 40-080.....49.91 ea

STAINLESS STEEL BASKET STRAINER

- * 4-1/2" All Stainless Steel
- * Stick Post Basket
- * Heavy Gauge Rolled Crumb Cup




Packed 1 per box & 50 per case lot.

Part # 50-003.....3.71 ea

STAINLESS STEEL BASKET STRAINER WITH DOUBLE CUP

- * 4-1/2" Standard Grade
- * Quick Fitting Double Cup
- * Shorter Shank

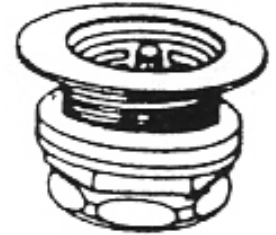


Packed 1 per box & 50 per case lot.

Part # 50-001.....5.98 ea

STAINLESS STEEL BAR STRAINER

- * 2" Stainless Steel Bar Strainer



Packed 1 per box & 50 per case lot.

Part # 50-387.....4.75 ea

EXTRA HEAVY DUTY PLASTIC COMMERCIAL TOILET SEAT

- * Elongated Open Front, Less Cover
- * Check Hinge
- * Stainless Steel Hinge Post
- * Packed 1 per box
- * 5 boxes per case lot



White

Part # 94-C110C-00....39.67 ea

Black

Part # 94-C110C-90....39.67 ea

BRASS WASHERLESS FAUCETS LF



*Accepts Delta Repair Parts

Chrome Metal with brass waterways
Packed 1 per box.

With Spray


Part # 51-314.....49.86 ea

No Spray

Part # 51-313.....39.87 ea

HEAVY DUTY PLASTIC COMMERCIAL TOILET SEAT

- * Elongated Open Front, Less Cover
- * Check Hinge
- * Stainless Steel Hinge Post
- * Packed 1 per box
- * 5 boxes per case lot



White

Part # 94-C108C-00....29.86 ea

Black

Part # 94-C108C-90....29.86 ea

SOLID CAST BRASS BASIN COCK

Central Brass COMPANY




- * Solid flange and cross handle
- * Replaceable seats & stems



Plain Handle

Part # 71-041.....37.91 ea

TOILET SEAT NUT WRENCH



- * Fits any length bolt
- * Fits 99% of closet seat nuts
- * Die cast
- * Made in the U.S.A.

Part # 90-626.....16.39 ea

SOLID CAST BRASS CENTERSET FAUCET


Central Brass COMPANY



4" Solid cast brass centerset faucet

Part # 71-020.....78.13 ea

BRASS WASHERLESS FAUCETS



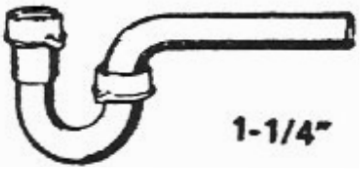
*Accepts Delta Repair Parts

- * Chrome Metal with brass waterways
- * Packed 1 per box

Less Brass Popup

Part # 51-305.....34.88 ea


1-1/4" PVC TRUE SIZE P-TRAP



Packed 1 per each & 25 per case lot

Part # 51-185.....1.69 ea

1-1/2" PVC x 16" DOUBLE SLIP EXTENSION

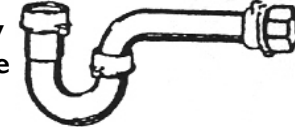


Packed 1 per each & 25 per case lot

Part # 51-042.....2.48 ea
25+2.18 ea

1-1/2" PVC MASTER P-TRAPS W/ DELUXE SS WING NUTS


* With fully Reversible J-bend



Packed 1 per bag & 50 per case lot

Part # 51-002
Qty. 1 - 49.....1.68 ea
50+.....1.38 ea

1-1/4" DOUBLE S J PVC EXTENSION

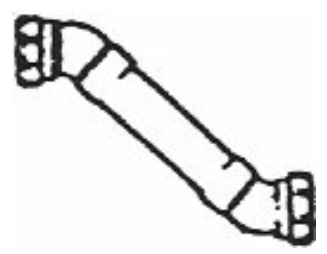


* 1-1/4" x 16" Double Connect

Packed 1 per each & 25 per case lot

Part # 51-187.....3.48 ea

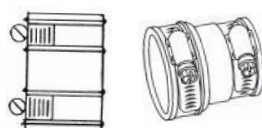
1-1/2" PVC DOUBLE OFFSET



Packed 1 per bag & 25 per case lot

Part # 51-008.....8.26 ea

GENUINE FERNCO Flex Drain Connectors



Straight Size 1-1/2" & 1-1/4"

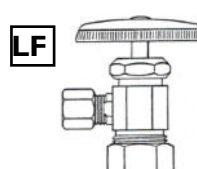
Part # 50-650.....2.86 ea
 Reducing Type 1-1/2" x 1 1/2" or 1-1/4"

Part # 50-601.....2.96 ea
 2" x 1-1/2" or 1-1/4"

Part # 50-602.....3.92 ea

***** COMP X COMP *****
***** ANGLE STOP *****


* Comp x Comp Angle Stop
 * Solid Brass
 * Celcon Stem



5/8 OD X 3/8 OD
Part # 58-008.....3.98 ea
 5/8 OD X 1/2 OD
Part # 58-007.....5.98 ea

IPS X COMP ANGLE STOP

* IPS x Compression
 * Angle Stop
 * Solid Brass
 * Celcon Stem



3/8 IPS X 3/8 OD
Part # 58-022.....4.48 ea
 1/2 FIP X 3/8 OD
Part # 58-021.....4.48 ea
 1/2 FIP X 1/2 OD
Part # 58-027.....6.88 ea



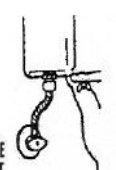
STOP SUPPLY TUBE ADAPTER



* Converts 1/2 OD Supply to Regular 3/8 OD Supply Tube

Part # 58-006AD
Packed 1 per bag...3.28 ea
Packed 10 per bag...2.98 ea

GENUINE NO-BUST BRAIDED STAINLESS STEEL SUPPLIES

<p>Sink & Lavatory Connections</p> <p>Sold individually or 10 per bag.</p>  <p>*3/8 od x 12" Part #58-331.....1.88 ea *3/8 od x 20" Part #58-333.....1.98 ea 3/8 od x 30" Part #58-334.....2.98 ea</p>	<p>Sink & Lavatory Connections</p> <p>Sold individually or 10 per bag.</p>  <p>1/2 od x 12" Part #58-971.....2.69 ea 1/2 od x 20" Part #58-972.....2.98 ea</p>	<p>Toilet Connections</p> <p>Sold individually or 10 per bag.</p>  <p>*3/8 od x 12" Part #58-339.....1.88 ea 3/8 od x 16" Part #58-337.....2.58 ea 3/8 od x 20" Part #58-340.....2.58 ea 1/2 od x 12" Part #58-974.....2.98 ea</p>
--	--	---

**BRASS
DOUBLE OFFSET**



- * Chrome Finish
- * Slip Joint Connection

1-1/4"
Part # 50-252.....12.38 ea
1-1/2"
Part # 50-253.....13.89 ea

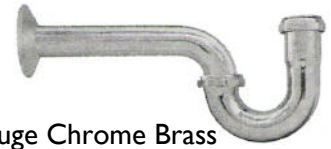
**BRASS DOUBLE
END EXTENSION**



- * Chrome Finish
- * Slip Joint Connection

1-1/4"
Part # 50-270.....10.26 ea
1-1/2"
Part # 50-271.....11.54 ea

BRASS P-TRAP



17 Gauge Chrome Brass
P-Trap with Brass Nuts

Packed 1 per box
1-1/4"
Pt # 50-201BN.....13.88 ea
1-1/2"
Pt # 50-203BN.....14.98 ea

GRID DRAIN



- * 17 Gauge Heavy-Duty Chrome Brass Grid Strainer
- * Vandal Proof

Part # 40-622G.....9.88 ea

**BRASS
THREADED TUBE**



- * Chrome Finish

1-1/4" x 12" TBE
Part # 50-245.....6.88 ea
1-1/2" x 12" TBE
Part # 50-249.....8.97 ea

**SOLID BRASS CHROME
SLIP JOINT NUTS**

High Luster Chrome
Deep Cut Threads



Packed 12 per bag
1-1/4"
Part # 50-336.....1.79 ea
1-1/2"
Part # 50-337.....1.89 ea

**“THE ORIGINAL”
SUPER SEAL DRIP FREE
BEVELED SLIP JOINT WASHERS
SPECIAL SOFT POLY THERMAL COMPOUND**



Packed 25 per bag

1-1/4" SS Washer
Part # 50-070..... .18¢ ea
1-1/2" SS Washer
Part # 50-071..... .19¢ ea

When you use “Super Seal” soft slip joint washers, you can leave your pliers in the truck. Hand tight will do just fine! Improved vibration damping. Improved resistance to oil, chemicals and water. Will not dry out, crack or rot.

**SUPER SEAL DRIP FREE
TAILPIECE WASHER**



- * Special Soft Clear Poly Thermal Compound
- * Slip-Not Neck
- * Fits Inside Tailpiece
- * Packed 25 per bag

1-1/2" SS Tailpiece
Part # 50-072..... .19¢ ea

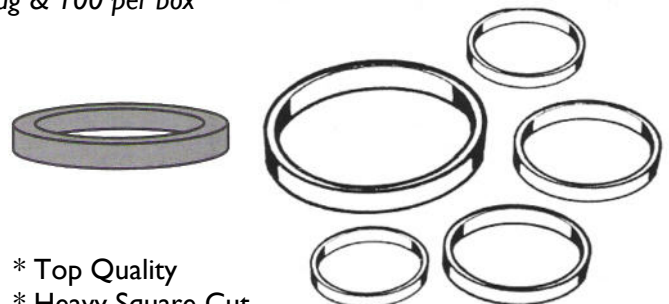
HI GRADE RUBBER SLIP JOINT WASHERS

Packaged 25 per bag & 100 per box



Part # 50-046.....1-1/4"..... .14¢ ea
Part # 50-047.....1-1/2"..... .16¢ ea

Also Available in....
Part # 50-049.....1-1/2" x 1-1/4"... .24¢ ea
Part # 50-048.....2"..... .29¢ ea



- * Top Quality
- * Heavy Square Cut
- * The Finest You Can Buy

4 WAY KEY FOR VALVES, SILCOCKS & HYDRANTS




- * High Quality Case Hardened Steel
- * Fits 1/4", 9/32", 5/15" & 11/32"

Part # 90-084.....3.98 ea

EUREKA CLEAN OUT PLUG WRENCH

Strong, malleable iron

Fits slotted or square countersunk clean out plugs



Part # 90-098.....18.92 ea

TINY TIM HACKSAW



Cuts wood, plaster, steel, brass, etc.
Vinyl Grip Handle
1/4" x 32 T blade

Part # 90-047.....4.98 ea

Tiny Tim Blade Refill
Pack of 10 blades

Part # 90-048...4.98 per pk

WATER TEST GAUGE WITH INDICATOR

- * Steel Case with large shatterproof face
- * 3/4" Brass Hose Connection
- * 300 lb. Pressure with Indicator



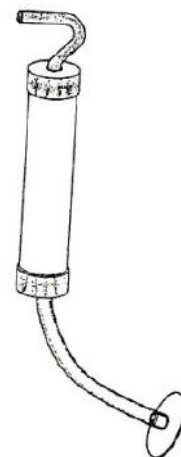
Part # 90-996.....15.98 ea

"THE LAST DROP" TOILET SUCTION GUN

Removes water from toilet tanks.....

No drip canister holds water until you dispose of it.
Flat suction end allows for complete draining.
Bottom disc is removable for larger suction capacity.
Also can be used in tubs, sinks & showers.

A MUST FOR EVERY PROFESSIONAL PLUMBER!



Part # 90-01729.86 ea

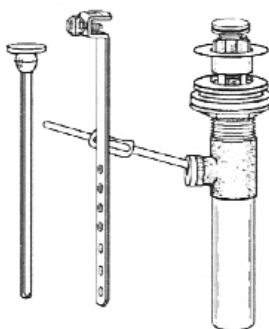
ANCHOR KIT



- Kit includes:
100 - Anchors
100 - 10 x 1 Hex Head Screws
1 - Masonry Drill Bit

Part # 90-315.....8.98 ea

POP-UP ASSEMBLY




Heavy Duty Chrome Brass Pop-Up Assembly

Packed 1 per box

Part # 40-622.....10.98 ea

TUB & SHOWER VALVE WRENCH KIT




Plated Steel Complete set with handle

- Includes: 21/32" x 27/32" | 1 1/32" x 1 3/32"
- 29/32" x 31/32" | 1 11/32" x 1 7/16"

Part 90-005.....9.88 ea

SOCKET SAVERS

- *Removes Schdeule 40 PVC Pipe
- *Cuts ABS or PVC DWV pipe below slab
- *Fits 1/2" variable speed power drill
- *1 1/2", 2", 3", 4" Sizes



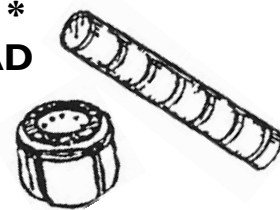

Part # 90-024.....1 1/2" ..21.88 ea

Part # 90-0252".....22.88 ea

Part # 90-026.....3".....32.98 ea

Part # 90-027.....4".....34.79 ea

*** SPECIAL LOW-FLOW * LARGE DUAL THREAD AERATORS**



Sold 10 per tube.



- * Chrome
- * Non-Slotted Low Flow Aerators
- * Fits 98% of All Faucets
- * Made in the U.S.A.
- * Packed in Tubes of 10

0.50 GPM

Part # 40-186.....2.98 ea

1.0 GPM

Part # 40-183.....2.98 ea

2.0 GPM

Part # 40-189.....2.88 ea


**E-ZEE PULL DELUXE
FAUCET HANDLE**



- * 4" bracket width
- * Pulls all sizes of handles
- * Forged steel with case-hardened pin

Part # 90-115.....9.96 ea

GRAPHITE PACKING



Non-asbestos material
in resealable spools


1/4" x 96"

Part # 95-098.....11.96 ea

1/8" x 144"

Part # 95-099.....14.29 ea

TEFLON PACKING



LF

Round Teflon Packing
Stem-Flange-Shaft

3/32" X 260"

Part # 40-728.....10.98 roll

5/32" x 260"

Part # 40-729.....19.78 roll



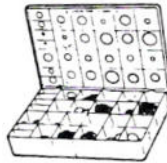
O-RING PIK



For easy removal
of o-rings

Part # 90-085.....1.99 ea

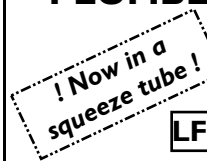
PRO O-RING PACK



- * Contains the 30 most popular sizes
- * Over 375 pieces
- * Buna-N-Rubber
- * Illustration Size Chart in Lid

Part # 40-200.....39.46 ea

**HEAT-PRUF
PLUMBERS GREASE**



**HEAT-PRUF
GREASE**

LF

Makes hard turning faucets work smoothly. Lubricates stems of faucets, valves, ballcocks, etc. Waterproof. Will not melt like ordinary grease. For hot water or steam.

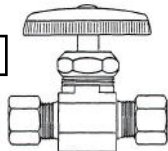
Part # 95-003.....1.98 ea



**COMP X COMP
STRAIGHT STOP**

- * Comp x Comp Straight Stop
- * Solid Brass
- * Celcon Stem

LF



3/8 OD X 3/8 OD

Part # 58-030.....3.98 ea

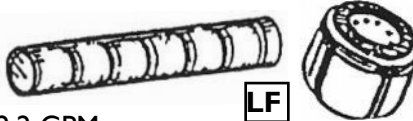
5/8 OD X 3/8 OD

Part # 58-010.....3.98 ea

5/8 OD X 1/2 OD

Part # 58-016.....6.88 ea

**LARGE DUAL THREAD
AERATORS**



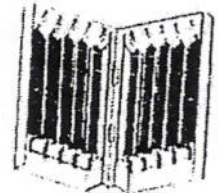
LF

- * 2.2 GPM
- * Chrome
- * Non-Slotted Full Flow Aerators
- * Fits 98% of all Faucets
- * Made in the U.S.A.
- * Packed in Tubes of 6

Part # 40-311.....98¢ ea

**MULTI-COLORED
BUNA-N (NITRILE)
BIBB WASHER
ASSORTMENT CHEST**

LF



- * Colors save time & money searching for needed size.
- * Chest is a sturdy, tool-box-like unit, with 8 sizes.
- * Chest measures 6 1/2" h x 3 1/2" w x 2" d.
- * Heavy Duty snap lock clasp on chest.
- * Contains 8 assorted sizes from 00 through 1/2L trade sizes.


Super Seal Flat Washer
(370 pieces)

Part # 45-475.....29.87 ea

Bevel Washer Kit
(170 pieces)

Part # 45-489.....33.26 ea

**SMALL FEMALE
AERATOR**



LF

- * 2.2 GPM
- * Chrome
- * Non-Slotted Full Flow Aerator
- * Made in the U.S.A.
- * Packed 10 per tube

Part # 40-313.....2.88 ea

SMALL MALE AERATOR



LF

- * 2.2 GPM
- * Chrome
- * Non-Slotted Full Flow Aerator
- * Made in the U.S.A.
- * Packed 10 per tube

Part # 40-312.....2.98 ea

NEED ? GIVE US A CALL!

GENUINE DELTA FAUCET PARTS REPAIR KITS



Genuine 9-Piece Delta Kitchen Faucet Repair Kit

Contains: 1 RP70 ss ball, 2 seats, 2 springs, 2 spout o-rings, 1 cam & 1 packing



Genuine 6-Piece Delta 2-Handle Faucet Repair Kit

Contains: 2 RP1740 cartridges, 2 seats, 2 springs



Part # 40-980..... | 1.88 ea

Part # 40-987..... | 1.88 ea



Max Says: 

We are not allowed to advertise our best Delta® Net Prices on the top five selling Delta® cartridges.

Send an email to info@dixieplumbingspecialties.com to request your special Genuine Delta® Net Pricing!



DUAL-FUNCTION PRESSURE-BALANCE CARTRIDGE



For MultiChoice 17 Series Tub & Showers (after March 2006)

Part # RP46463.....



For MultiChoice 13/14 Series Tub & Showers (after March 2006)

Part # RP46074.....



For Monitor 1700 Series Tub & Showers

Part # RP32104.....

TOP 5 BEST SELLING CARTRIDGES



- * For use with single handle Diamond Seal Technology faucets
- * Diamond ceramic cartridge



Part # RP50587.....



For Monitor 1300/1400 Series Tub & Showers

Part # RP19804.....



DELTA CRYSTAL HANDLE FAUCETS

Kit contains: 2 seats, 2 springs, 1 RP212 ss ball & 1 cam/packing



Part # 40-981.....13.98 ea



SCALD GUARD STEM UNIT



For 1600 Tub/Shower Series

Part # RP1991.....21.62 ea



TUB SPOUT PULL-DOWN DIVERTER


* Pull down to divert
* 6-1/8" total length
* Slip onto 1/2" C.W.T.



Part # RP5836.....29.48 ea



METAL LEVER HANDLE KIT



ADA Tub & Shower

Part # H79.....21.88 ea



BRASS STEM

Delta Stem Assembly with Stop



Part # RP25513....18.88 ea

DIVERTER ASSEMBLY FOR DELTA FAUCETS



Push Button Diverter Assembly IH/TS

Part # RP5649....18.98 ea



CLEAR KNOB HANDLE KIT

Tub & Shower



Part # H71.....15.88 ea



CLEAR KNOB HANDLE SET



Lavatory, Kitchen, Tub & Shower

Part # RP23498....13.98 ea



STEM ASSEMBLY

* Use with 2-handle kitchen or bathroom faucets
* Made from durable plastic for lasting use and reliability
* Designed for use in both hot and cold valves



Part # RP1740.....5.48 ea



SEATS & SPRINGS KIT



2 seats & 2 springs per kit

Part # RP4993.....3.98 ea



FAUCET SEAT



Packed in bags of 24, 48, or 100 seats per zip bag

(RP1806)

Part # 40-156......62¢ ea

SHORT SPRING FOR DELTA FAUCETS



Packed in bags of 24, 48, or 100 springs per zip bag

Part # 40-157......59¢ ea

GENUINE MOEN CARTRIDGES MOEN®

MOEN® 2-HANDLE CARTRIDGE



* Fits all Moen two-handle faucets

Part # MNI224.....12.98 ea

MOEN® POSI-TEMP® CARTRIDGE



* Fits all Posi-Temp® single-handle tub/shower valves

Part # MNI222.....44.98 ea


MOEN® MAGNUM CARTRIDGE



* Fits all Moen single-handle faucets

Part # MNI225.....17.98 ea

for MOEN

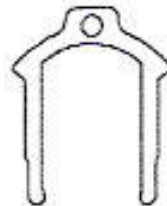


Lav; Short Broach

Part # 45-001.....4.98 ea

for MOEN POSI-TEMP® RETAINER CLIP

* For Posi-Temp® Cartridges



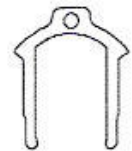
Part # 40-726

1-51.28 ea

6+.....1.08 ea

for MOEN RETAINER CLIP

* For 1200 & 1225 Single-Handle Cartridges




Part # 40-725

1-51.18 ea

6+......98¢ ea

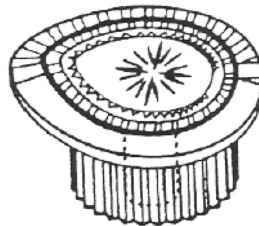
for MOEN



Tub/Shower; Long Broach

Part # 45-002.....4.98 ea

for MOEN



Posi-Temp®; Tub/Shower

Part # 45-199.....4.98 ea

for MOEN

STEM & CARTRIDGE WRENCH

* Removes Moen stems and cartridges
* Works on plastic and brass faucet and shower valves



Part # 90-020.....18.87 ea

MAX SAYS



Looking for Genuine  MOEN® or  DELTA Parts?

Send Max Your List!

for AMERICAN STANDARD

* Specify Hot
OR Cold
* With O-Ring



NU-SEAL
Part # 0121.....4.98 ea

for AMERICAN STANDARD

* Specify Hot
OR Cold



AQUA SEAL
Part # 0131.....4.98 ea

American Standard **AQUARIAN**



Gray Colored
057864-0070A
Part # 40-661.....17.98 ea

American Standard **CERAMIX**




Cream Colored
023529-0070A
Part # 40-165.....28.88 ea

American Standard **CARTRIDGE**



028610-0070A
Part # 40-166.....14.88 ea

CHICAGO FAUCETS **CARTRIDGE**



* Specify Hot
OR Cold

Short Stem
Part # 0331.....20.86 ea
Long Stem
Part # 0333..... 28.92 ea

for KOHLER VALVET

* Specify Hot
OR Cold



Part # 0598.....5.88 ea

for KOHLER TREND

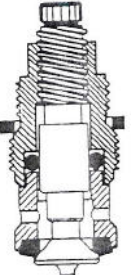
* Specify Hot
OR Cold



Part # 0528.....5.45 ea


for CRANE CARTRIDGE

* Specify Hot
OR Cold



Part # 0338.....10.86 ea

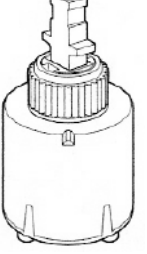
KOHLER **CARTRIDGE**



Hot KL77005
Part # 47-019.....15.88 ea
Cold KL77006
Part # 47-018.....15.88 ea

KOHLER **CARTRIDGE**

* Specify Hot
OR Cold



KL77548
Part # 47-009.....19.97 ea

KOHLER



Cap and Balance Pressure Unit
KL76851
Part # 47-002.....75.21 ea

**RINSE QUIK
SPRAY HEADS**



Rinse Quik Spray Head
Part # 40-317.....7.98 ea

**RINSE QUIK
SPRAY & HOSE**

- * For Delta faucets
- * Will work on most others



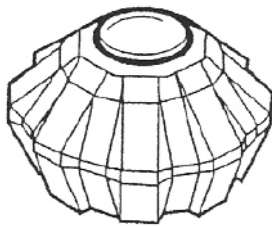
Fits Delta
Part # 40-315.....12.88 ea
Universal with Brass Adapter
(fits most other brands)
Part # 40-314.....12.88 ea

**Pfister
CERAMIC CARTRIDGE**



Tub/Shower
PP974-042
Part #46-001.....29.88 ea

**for PRICE PFISTER
AVANTE SERIES**



Tub/Shower/Lav
Long Broach
Part # 45-021.....6.88 ea

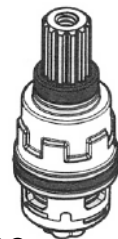
**Pfister
AVANTE CARTRIDGE**



Kitchen/Lav/
Tub/Shower
PP974-292
Part # 46-004.....18.88 ea

**Pfister
1/4 TURN CARTRIDGE**

- * Specify Hot
OR Cold



Hot PP910-031
Part # 46-008.....6.88 ea
Cold PP910-032
Part # 46-009.....6.88 ea

Pfister



Tub/Shower Ceramic Cartridge
Part #46-010.....20.88 ea



**SWAN
SEAL**

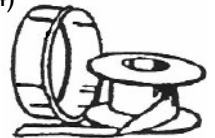
- * A soft-set, non-hardening, white, smooth, grit-free, homogenized PTFE pipe joint compound.
- * For use on metal and plastic threaded connections.



1 oz. tube
Part #95-002.....1.98 ea

TEFLON TAPE

- * Packaged 12 rolls per bag or 100 per box
- * Standard density (0.4)
- * Thickness - 3.5 MIL
- * Meets Mil Spec T-27730A



1/2" x 260"
Part # 90-317..... .26¢ ea
1/2" x 520"
Part # 90-318..... .39¢ ea



**PLUMBERS
GREASE**

- * Makes hard turning faucets work smoothly.
- * Lubricates stems of faucets, valves, ball cocks, etc.
- * Waterproof.
- * Will not melt like ordinary grease.
- * For hot water or steam.



2 oz. can
Part #95-001.....2.98 ea



**PLUMBERS
GREASE**

- * Makes hard turning faucets work smoothly.
- * Lubricates stems of faucets, valves, ball cocks, etc.
- * Waterproof.
- * Will not melt like ordinary grease.
- * For hot water or steam.



1 oz. tube
Part #95-003.....1.98 ea



**SILICONE
GREASE**

- * A 90% pure silicone product that contains no petroleum additives and offers heat resistance up to 450°F.
- * Non-staining.
- * Apply to rubber and synthetic o-rings.



1 oz. tube
Part #95-014.....2.98 ea

Are you looking for...

****Genuine Plumbing Repair Parts****



METCRAFT

American Standard



MIXET



Pfister

ELKAY

MCPWERS



FISHER

SLOAN

Fluidmaster



Symons
INDUSTRIES INC.



KOHLER



WATTS

WILKINS
a ZURN company

Halsey Taylor

LEONARD



MAX

Max says, "Genuine Parts work better!"

***** Email, Fax or Call us with your list. *****

- Handles
- Stems
- O.E.M. Parts
- Washers
- Gaskets

- Faucet Seats
- Spouts
- Trim
- Stoppers
- Flushometers

- Flex Supplies
- Tubular Brass
- Faucets
- Aerators
- Toilet Parts

- Ball Valves
- Gate Valves
- Brass Fittings
- Hangers
- Augers

- Drain Chemicals
- Hand Tools
- Thermocouples
- Drains
- Stem Lube

- Relief Valves
- Closet Seats
- Parts
- Commercial Parts
- Industrial Parts

OVER
25,000
ITEMS
IN STOCK

*** LOOKING FOR PLUMBING PARTS????**

Call us at 1-800-327-8531

email: info@dixieplumbingspecialties.com

WE SHIP
WITHIN
24 HOURS



Dixie Plumbing Specialties

P.O. Box 7237 Marietta, GA 30065
Telephone 770-973-8017
Toll Free U.S.A. 1-800-327-8531
Toll Free Fax 1-800-882-7484

"State of the Art Plumbing Parts"
Factory Direct Distributors

**Thousands
of Top Quality
Plumbing Parts
as close as
your Telephone.**

**Dial Direct —
No Charge!**

HARD TO FIND PLUMBING SPECIALTIES

PLEASE EMAIL OR FAX US YOUR PLUMBING REQUESTS