

# Polar Bear Challenge

Nobscot Scout Reservation  
Sudbury, MA  
January 18-19, 2014



**LEADER'S FIELDBOOK**

## Table of Contents

General Information.....	3
Klondike Location.....	3
Patrol Size.....	3
Arrival / Check in Process.....	3
Headquarters.....	3
Tour Permits.....	3
Bathroom Facilities.....	3
Water Facilities.....	3
Garbage.....	3
Parking.....	3
Prohibited Items.....	3
Buddy System.....	3
Personal Radios.....	3
Cooking Fuels.....	3
Lights Out.....	4
First Aid.....	4
Patches.....	4
Campfire Program.....	4
Patrol Equipment Required.....	4
Klondike Schedule.....	5
Klondike Events.....	6
Events Purely for Pride.....	8
Scoutmaster & Patrol Cook-off.....	8
Smokeshifter Competition.....	8
"Trail-In" Inspection Sheet.....	9
Campsite Inspection Sheet.....	10
<b>Klondike Map.....</b>	<b>11</b>
Unit Roster.....	13
Unit Roster.....	14
Klondike Evaluation.....	15

# General Information

## Klondike Location

This year the Klondike Derby will once again be held at **Nobscot Scout Reservation** in Sudbury, MA. **All units should plan to arrive Saturday Morning.**

## Patrol Size

Each patrol competing must be made of between 4 and 8 Scouts.

## Arrival / Check in Process

**All units will arrive on Saturday morning.** As units arrive, you will unload your gear and move your vehicles to the overflow parking lot.

## Headquarters

The Klondike headquarters will be the Henderson Lodge. If you or anyone in your group needs to leave camp for any reason please check in with HQ. During the weekend you may contact the Klondike staff by calling (number to be provided at check-in).

**IF YOU NEED TO LEAVE CAMP FOR ANY REASON YOU MUST NOTIFY HQ OR ONE OF THE AREA HEADS WHO WILL THEN NOTIFY HQ.**

## Tour Permits

**All units must file a tour permit. Copies of tour permits will be collected at registration.**

## Bathroom Facilities

Latrines are located throughout Nobscot. No flush toilets are available. For latrine locations, please see the attached map.

## Water Facilities

Water is available at several pumps throughout camp. Water is also available at a hose spigot on Henderson Lodge.

## Garbage

All units should plan to carry in and carry out. Trash dumpsters will NOT be available.

## Parking

**Parking is limited so please try to bring as few vehicles as possible.**

## Prohibited Items

The Klondike staff or Scout Camp reserves the right to confiscate any prohibited items or items felt to be unsafe from either campers or adults.

### **Prohibited Items are:**

- Fireworks
- Firearms
- Alcohol
- Tobacco use or possession by under age individuals
- Ammunition
- Knives w/blades 3" or fixed
- Any other item determined to be unsafe

## Buddy System

Please remind all Scouts that the Buddy System should be used at all times. Campers should never travel alone.

## Personal Radios

Proper radio etiquette and respect for other users should be used at all times.

Throughout the Klondike, staff will be using two way radios to communicate. If you happen to come across one of the channels being used by the staff, please switch to a different channel.

## Cooking Fuels

Adult supervision must be provided when scouts are handling propane or white gas. Charcoal and wood may be used established fire rings only.

## FIREWOOD

Due to beetle infestation concerns,

**NO FIREWOOD IS PERMITTED TO BROUGHT INTO NOBSCOT.**

## **Lights Out**

Quiet time in camp is from Taps (10:30 pm) until reveille (7am). We ask that you respect this time for all, and have all Scouts remain in their sites during this time. Nearby campsites will appreciate the quiet as you surely will from them.

## **First Aid**

Each unit should bring their own first aid kit. The First Aid area will be located at the Cabin 34 (Pond View Cabin) Any emergencies should be reported immediately either to one of the activity leaders or by calling the headquarters. Activity leaders will have a radio to contact HQ.

## **Patches**

Patches will be distributed to Scoutmasters at registration.

## **Campfire Program**

The campfire will be held at the Reidy Memorial Council Ring. Troops are encouraged to participate in the campfire program by performing a skit or song. If you troop or patrol would like to perform for the

campfire, your SPL should sign up at the SPL meetings on Saturday.

## **Patrol Equipment Required**

The following is a listing of equipment that each patrol should have with them as they compete in each event.

- Patrol Flag
- Scout Handbook
- Current Written Weather Report
- Pocket Knife
- Rain / Snow Gear
- 50 ft. Nylon rope
- Totin' Chip
- Pencil or Pen
- First Aid Kit
- 2 quarts of water per patrol member
- Map and compass
- Flint & Steel or Hot Spark Kit
- Matches, Weatherproof
- three 12 foot lengths of ¼" hemp rope
- Polar Bear
- Klondike Sled
- Trail-in inspection Sheet

# Klondike Schedule

<u>WHEN</u>	<u>WHO</u>	<u>WHAT</u>	<u>WHERE</u>
<b><u>Saturday, 18 January 2014</u></b>			
0800-1000	All	Registration	Henderson Lodge
0800-1000	Scouts	'Trail-In' Inspection	Under Welcome Center
1000-1130	Scouts	Campsite Setup	Unit's Campsite
1100-1200	Scouts	Campsite Inspection	Unit's Campsite
1130-1230	All	Lunch	Unit's Campsite
1230-1245	All	Opening Ceremony	Cabin 34 (Pond View Cabin)
1245-1250	SPL	SPL Meeting (Immediately following opening ceremony)	Cabin 34 (Pond View Cabin)
1300-1600	All	Saturday Events	Activity Sites
1630-1830	All	Dinner	Unit's Campsites
1830	Scoutmaster / SPL / PL	Scoutmaster & Patrol Cook-off (Send representatives with food to Cabin 11)	Cabin 34 (Pond View Cabin)
1830-1915		Astronomy Event - Send at least two (2) representatives (buddy system) per troop or patrol to headquarters.	TBA
1930-2100	All	Campfire	Reidy Memorial Council Ring
2130	Scoutmasters	Scoutmasters' Meeting	Cabin 34 (Pond View Cabin)
2220	All	Taps (All Scouts in their sites. SMs account for Scouts)	
<b><u>Sunday, 19 January 2014</u></b>			
0700-0800	All	Breakfast	Unit's Campsite
0810-0830	All	Scouts Own	In Unit sites (run by each unit as needed)
0900-1000	Scouts	Grand Klondike Derby	Thirty Rod Road
1000-1100	All	Closing Ceremony / Awards	Cabin 34 (Pond View Cabin)
1100-1230	All	Troops break camp / depart	
1300	All	All units out of camp	

# Klondike Events

## **STATION I**

### **ORIENTEERING COURSE**

**Location:** Chilkoot Pass  
**Problem:** A fallen tree has blocked the trail through Chilkoot Pass.  
**Solution:** Using a map and compass, navigate through the woods to find the control points.  
**Scoring:** Order of finish – penalties will be assessed for missed controls.

## **STATION II**

### **LOG SAW**

**Problem:** A blizzard is coming. To survive you must build a shelter out of logs.  
**Solution:** Patrol members must use a 5 foot 2-man buck saw to cut through a large log.  
**Scoring:** This is a timed event.

## **STATION III:**

### **FIRE BUILDING**

**Location:** Bonanza Creek – near an isolated timber forest many miles from any town.  
**Problem:** With temperatures dropping fast, one of your team has fallen into a creek. You must quickly build a fire to warm him before hypothermia sets in.  
**Solution:** Build a fire using materials you have on your sled. You will use either flint & steel or a hot spark kit to start fire. No liquid fuel or paper may be used. Char cloth ok. Rules may be adjusted on site depending on snow / weather conditions.  
**Scoring:** Time taken to burn a string 18” high off the ground. Bonus pts: bring your hot spark or flint and steel kit.

## **STATION IV:**

### **A-FRAME WALK**

**Location:** Chilkat Glacier – a narrow pass over a treacherous glacier.  
**Problem:** One of your team has broken his leg. You must assist him over the glacier.  
**Solution:** Your team must lash together an A-frame from the material provided. A member of your team then mounts the frame while others “walk” him across the glacier. This activity will be slightly modified for Webelos.  
**Scoring:** Based on time. (The A-Frame must hold together through the entire “walk”.)

## **STATION V**

### **CROSSING THE YUKON RIVER GORGE**

**Problem:** Your patrol is being stalked by a Polar Bear. To escape the Polar Bear, you must cross the river gorge. The weather is warm and the ice is thin.  
**Solution:** Patrol members must tie a rope using a bowline knot around their waist before starting to cross the gorge. The patrol members must step through the center of each of the tires. Once the first patrol member reaches the end, the remaining patrol members must tie the safety rope around their waist before beginning the course. After the second patrol member has reached the ends of the course, the rope is coiled and thrown back to the remaining members of your patrol.  
**Scoring:** This is a timed event. Three seconds will be added to your score each time a patrol member’s foot touches one of the tires. This is an 8-member patrol event. Patrols with less than 8 members will have scouts repeat.

## **STATION VI**

### **TOMAHAWK THROW**

**Problem:** Yukon Jack has challenged your patrol to a tomahawk throwing contest. Your reputations as skilled outdoorsmen are at stake  
**Solution:** Make the high score.  
**Scoring:** Points awarded based on accuracy. Tomahawk must stick in target.

## **STATION VII**

### **LOG PULL**

**Location:** Finnegan’s Point  
**Problem:** A fallen tree has blocked the trail at Finnegan’s Point.  
**Solution:** Your patrol must tie a rope to a log using Boy Scout Knots and pull the log a predetermined distance – then remove and coil the rope.  
**Scoring:** This is a timed event.

**STATION VIII****SNOWBLIND SHOWSHOES**

**Problem:** Caught in a blinding snowstorm, each patrol must mount a pair of 3 Scout snowshoes and cross the narrow winding path through the mountain.  
**Solution:** Scouts must navigate the winding path while working together.  
**Scoring:** This is a timed event.

**STATION IX****RESCUE FROM FROZEN LAKE**

**Location:** Lake Labarge  
**Problem:** One of your patrol members has fallen into Lake Labarge. You must rescue him.  
**Solution:** The “rescue area” is a 10’x10’ square. Each member of the patrol will be given the end of a rope. There will be an “S” hook at the center of all ropes. Patrols must retrieve a coffee can out of the “rescue area” using the ropes & hook.  
**Scoring:** This is a timed event.

**STATION X****Astronomy**

**Location:** Cabin 34  
**Problem:**  
**Solution:** Using your patrol’s knowledge of the sky, identify the constellations in the sky.  
**Scoring:** This is a scored event.

**STATION XI****Grand Klondike Race**

**Location:** Nixon Trail / Thirty Rod Road  
**Problem:** Race around the pond in the shortest time  
**Solution:** Using your Klondike sled, race around the pond along the Nixon, Wampum and Thirty Rod Road Trails. One Patrol member must ride inside the Klondike sled at all times. If the trails are snow covered, wheels are not allowed on sleds. If there is no snow, wheels are allowed but there will be different divisions for wheeled vs non-wheeled racers.  
**Scoring:** This is a timed event.

# Events Purely for Pride

## **Scoutmaster & Patrol Cook-off**

Scoutmasters and Patrols invited to participate in a cook-off at dinner time on Saturday. Three categories will be judged: main dishes, chili, and deserts. SPLs should signup their patrols / SMs at the Saturday morning SPL meeting.

## **Smokeshifter Competition**

Patrols will compete for the most creative / effective smoke shifter design. Smoke shifters will demonstrate their smokeshifters at the Saturday campfire.



# "Trail-In" Inspection Sheet

## Troop \_\_\_\_\_ Patrol \_\_\_\_\_

Inspection Category	Max Points	Points Awarded
1. Is the Patrol Flag Flying?	10	
2. Does the patrol leader have written weather forecast for Saturday night showing source and time?	25	
3. Has the patrol leader a <b>WORKABLE COMPASS</b> and can the patrol leader <b>ORIENT</b> the Nobscot <b>MAP</b> ?	10	
4. Has the patrol a <b>FIRST AID KIT</b> or individual kits?	25	
5. Are all <b>SHARP TOOLS</b> safely sheathed?	10	
6. Has the patrol two (2) water pails? (One pail of metal)	10	
7. Are all Scouts properly <b>CLOTHED</b> (Mittens, Hat, Ear Protection, Winter jackets and "long johns"?)	25	
8. Are all Scouts properly <b>SHOD</b> ? (Insulated & Waterproof) <b>NO SNEAKERS!</b>	20	
9. Have all Scouts raingear properly accessible?	20	
10. Are all packs neat, properly loaded and contents, including sleeping bag, weatherproof?	10	
11. Are all pack loads proportional to the size and strength of the Scouts?	10	
12. Have all Scouts <b>MATCHES</b> water proofed or in a water proof container?	10	
13. First Aid kit in a central location and visible	15	
<b>Maximum</b>	<b>200</b>	

**NOTE:** Whole patrol must qualify of no score. No partial or pro-rated scores.

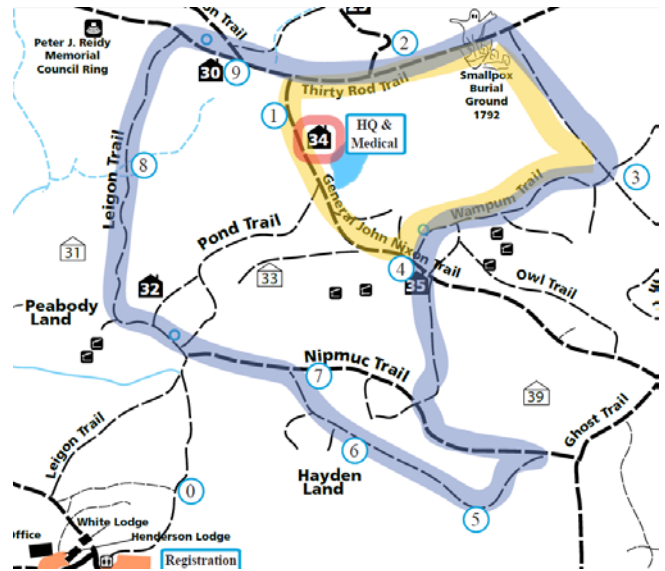
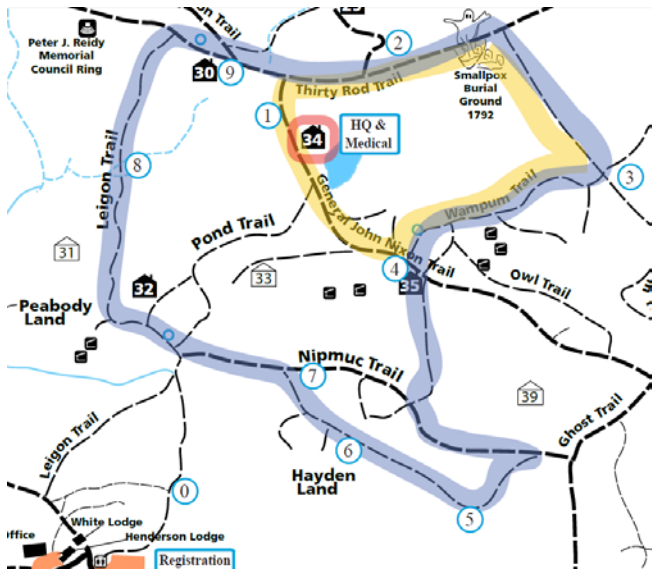
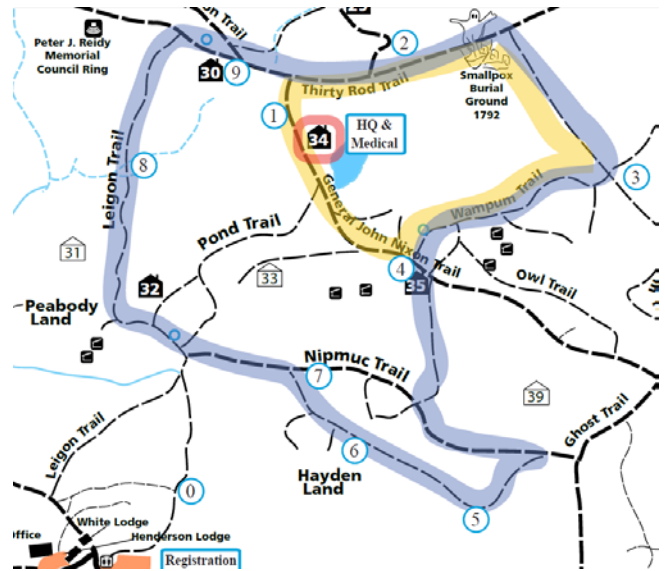
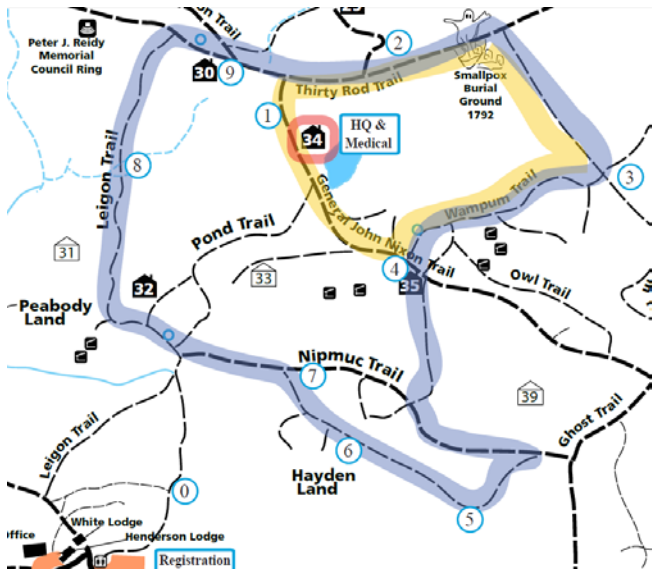
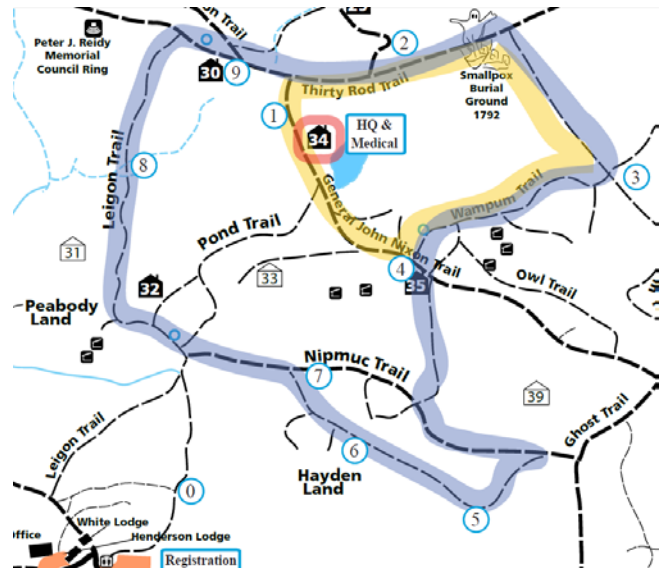
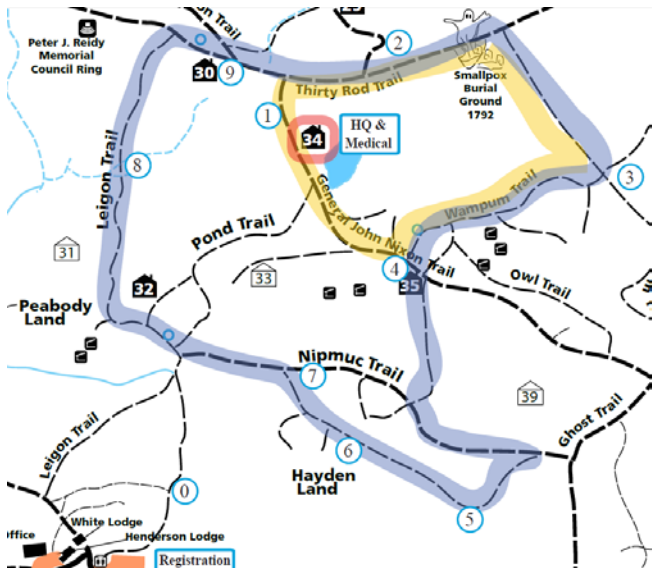
**Patrol Leader:** Resolve any disagreements with the inspection team head judge **IMMEDIATELY**. Your scores will not be changed later.

# Campsite Inspection Sheet

Troop \_\_\_\_\_ Patrol \_\_\_\_\_

Inspection Category	Max Points	Points Awarded
1. Gateway	15	_____
2. Troop flag properly displayed	5	_____
3. U.S. flag properly displayed	5	_____
4. Duty roster posted	5	_____
5. Menus posted	5	_____
6. Klondike schedule posted	5	_____
7. Water for cooking / cleaning store properly	5	_____
8. Shovel or fire bucket in site	10	_____
9. Chemical fuels properly stored and identified	5	_____
10. Food properly stored	10	_____
11. Cooking area clean and organized	5	_____
12. Cooking utensils clean and stored	5	_____
13. First Aid kit in a central location and visible	15	_____
14. Clothes lines and other lines marked for safety	5	_____
15. Tents properly pitched	5	_____
16. Tents at least 10 feet from roads	5	_____
17. Tents setup in patrol fashion	5	_____
18. Beds made or rolled	5	_____
19. Clothing / equipment neatly stored	5	_____
20. Garbage bag available and in use	5	_____
21. No litter in campsite	15	_____
22. Useful and creative camp gadgets present	25	_____
23. Overall impression of campsite	30	_____
Total Points	200	_____





# Sons of Liberty / Flintlock District Polar Bear Challenge 2014 Unit Roster

Troop / Town: \_\_\_\_\_  
 Scoutmaster: \_\_\_\_\_  
 SPL: \_\_\_\_\_

Total # of Adults: X \$ \_\_\_ = \_\_\_\_\_  
 Total # of Scouts: X \$ \_\_\_ = \_\_\_\_\_  
 Unit Fee: \_\_\_\_\_  
 Total Fee: \_\_\_\_\_  
 Total Paid: \_\_\_\_\_  
 Total Due: \_\_\_\_\_

STAFF USE ONLY	
Campsite:	_____

Adults	Email address	Phone

**Patrol Name:** \_\_\_\_\_

Members: (Max 8 per patrol)	Position (PL, APL)	Age

# Sons of Liberty / Flintlock District Polar Bear Challenge 2014 Unit Roster

**Patrol Name:** \_\_\_\_\_

Members: (Max 8 per patrol)	Position (PL, APL)	Age

**Patrol Name:** \_\_\_\_\_

Members: (Max 8 per patrol)	Position (PL, APL)	Age

# Klondike Evaluation

Please have Senior Patrol Leader, Assistant Senior Patrol Leader, and Scoutmaster fill out and return at check out. Each evaluation will be read and considered in the planning of future Klondikes. (Keep in mind that we had nothing to do with the weather, good or bad. Comments concerning weather will not help us improve our programs.)

Troop Number: \_\_\_\_\_ (Optional)

1. What did you like best about the Klondike and why?
2. What did you like least and why?
3. What could have been done differently to improve this Klondike?
4. Were the events able to include all of your scouts? If not, which events presented problems and what were they?
5. How were the evening programs? Content okay? Too Long? Too Short?
6. Did you feel that the staff was knowledgeable and organized? Need to improve? How?
7. Did the information packet include all of the information you needed? If not, what should have been included?

Comments:

**We are always looking for willing volunteers to help out on Klondike staff. If anyone in your unit (youth or adult) is interested in staffing future Klondikes, please write their name and a way to contact them below.**