

Flexsteel®
America's Seating Specialist

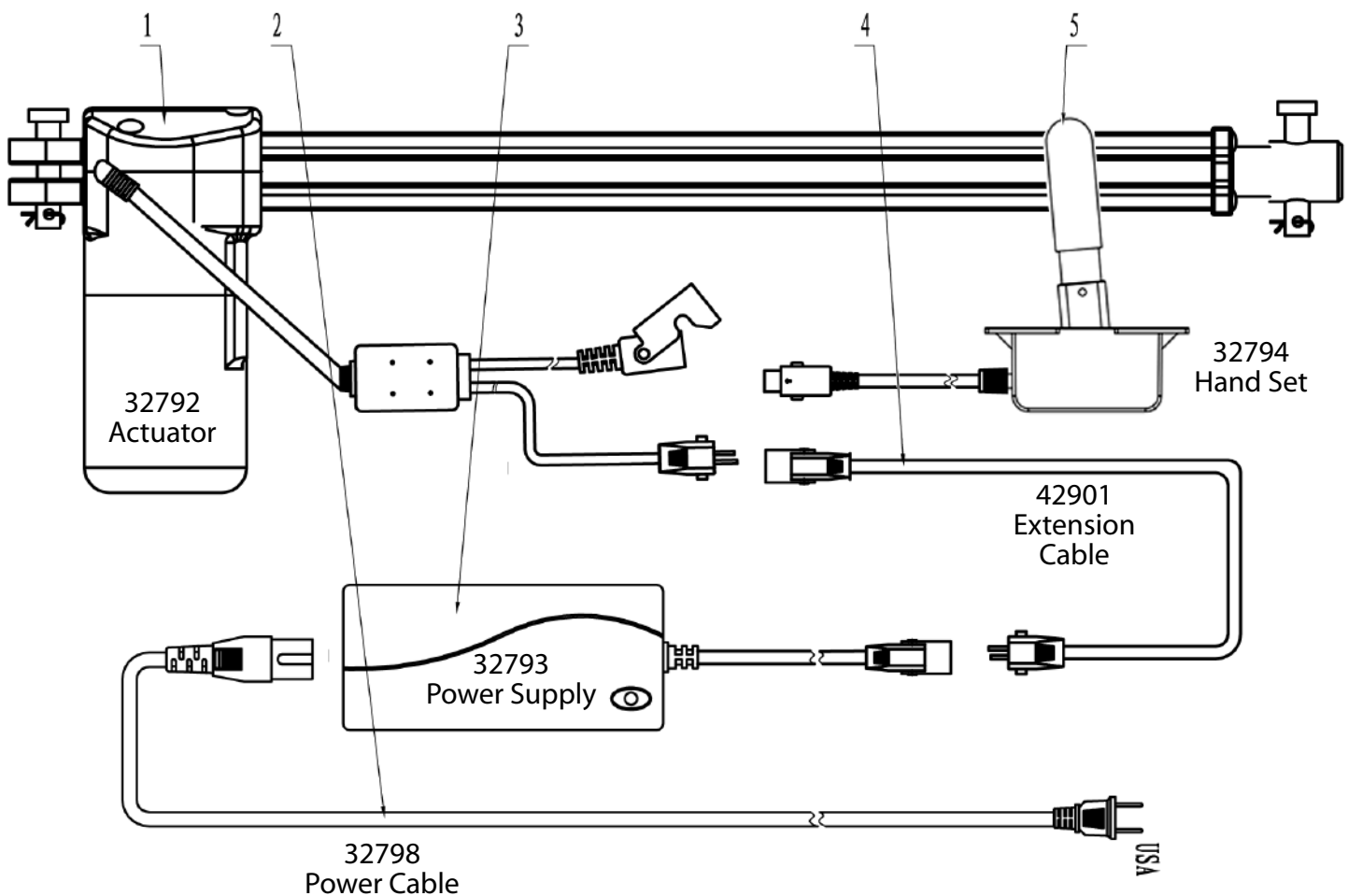
Power Recliners & Motion

October 17, 2013

Chip Piekenbrock
J.R. Randall

Flexsteel Power Hi-Leg Recliners -503M

5 Year Warranty on Power Motor & Transformer



Description . . . Flexsteel Part #

1. Motor 32792

2. Power Cable 32798

3. Power Supply . . . 32793

4. Extension Cable . 42901

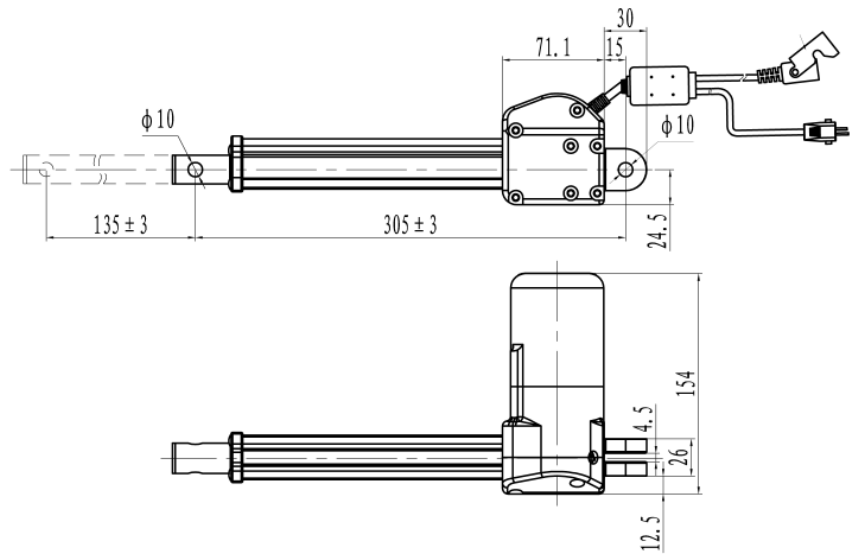
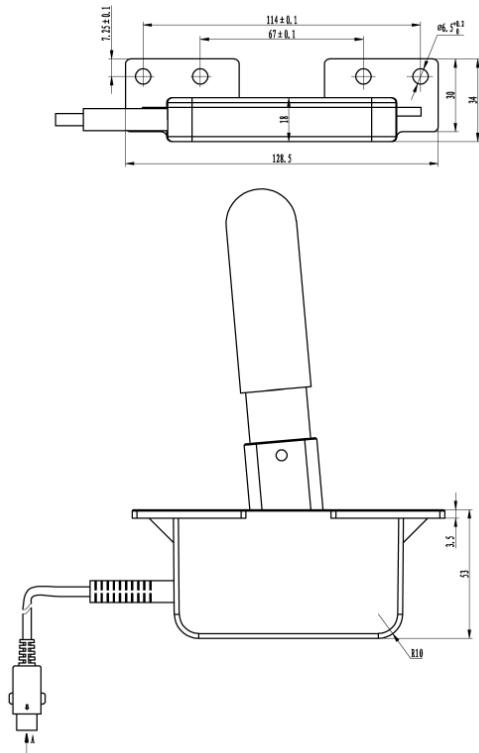
5. Handset 32794

Power Hi-Leg Recliners

Mechanism — L&P G30

Motor & Transformer — Kaidi Electrical (KD)

5 Year Warranty on Power Motor & Transformer

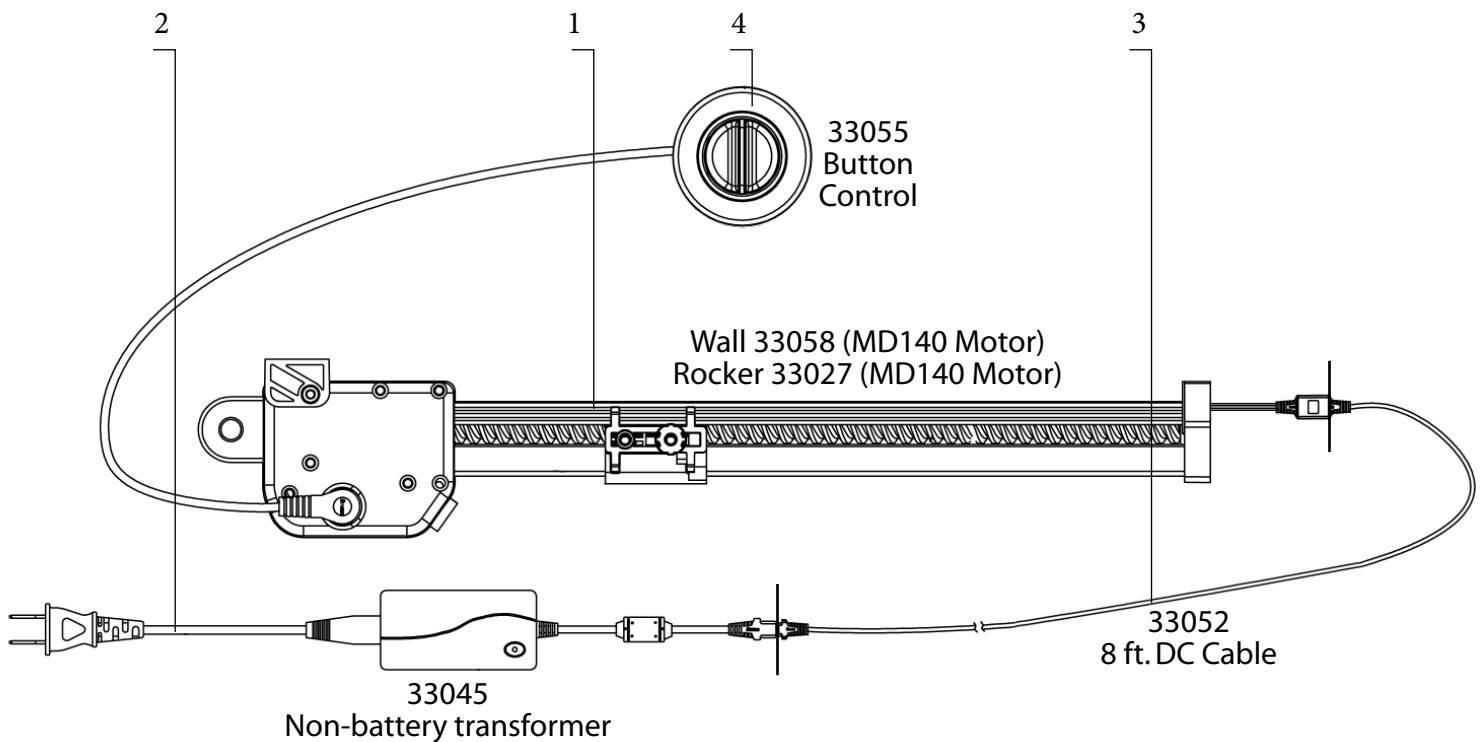


Power Rocker / Glider / Wall Recliners & Motion

Mechanism — L&P NEW EZ-300

Motor & Transformer — Limoss

5 Year Warranty on Power Motor & Transformer



Description . . . Flexsteel Part #

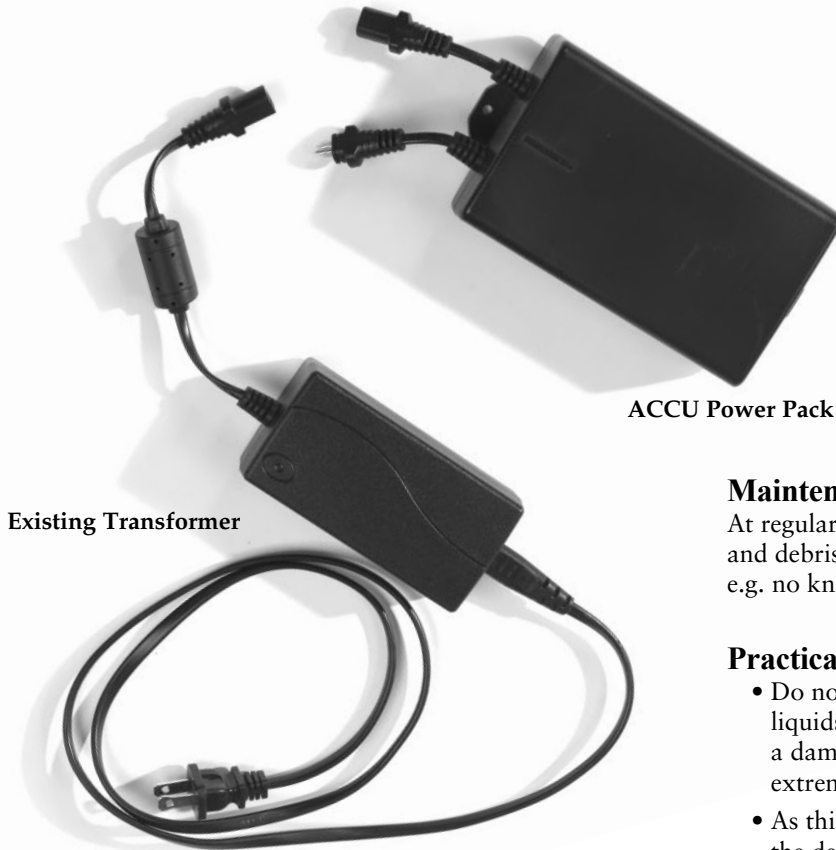
1. Motor Wall 33058
Rocker 33027

2. Power Cable 33045
and Transformer

3. 8 ft. DC Cable 33052

4. Button Control . . . 33055

ACCU POWER PACK 2



ACCU Power Pack 2

Existing Transformer

Information:

The Battery Pack is a power supply, designed for “off-power-grid” use in motion furniture. The use of this device with other than Flexsteel authorized devices is NOT recommended, and may void the product warranty. There are NO user serviceable parts inside the Battery Pack, and any attempt to open the Battery Pack will void the warranty and be potentially hazardous to the unskilled operator.

Lithium-Ion batteries do have a limited life.

If the Battery Pack does not fully recharge within 12 to 15 hours, it is time to replace the Battery Pack. A Battery Pack should be re-charged after approximately 150 cycles or at least once a month. Battery Packs are rated for a minimum of 150 full recharge cycles.

The Battery Pack can still be operated in furniture during the re-charge cycle.

Technical Information

Do Not allow “Complete Drain and Discharge” of the Battery Pack. It may be impossible to re-charge if the Battery Pack is totally discharged.

Acoustic (audible) buzzer sounds when charge is low. Immediately re-charge.

Red light: Indicates a connection to charger and that charge is in process.

Green light: Shows full Battery Pack. Green light goes out when the charger goes into standby-mode or is disconnected.

- A wireless power pack available on all power recline seating.
- Not recommended for use on -604P / -601M reclining love seats with cup holders. The LED lights will put a drain on the battery.
- Eliminates the need to run extension cords or to place your furniture near an outlet.
- Simply charge the power pack and it's good for 150+ cycles.

Maintenance:

At regular intervals wipe the Battery Pack to clean off dust and debris. Check that all wires are in good condition, e.g. no knicks and cuts.

Practical hints:

- Do not immerse the Battery Pack in water or other liquids at any time. For normal cleaning, wipe with a damp cloth. Do not store or operate the device in extreme high levels of moisture and humidity.
- As this is an electrical device, do not store or operate the device in an environment that is subject to explosion hazards or open fire.
- Do not open or tamper with the device. There are NO user serviceable parts in these units. Opening the device will immediately void the warranty.
- Ensure correct polarity is used when connecting motors etc. This is normally governed by the factory installed plugs and connectors. Do NOT short circuit.
- Recharging of the device, should be done within the norm temperatures of 0°C to 40°C (32°F - 104°F)
- Prior to initial use, fully charge the Battery Pack for 8 hours.
- Recharge the batteries when the Audible Alarm indicates low charge.
- Plug Battery into Power Charger, red light is on during charge cycle.
- Green light indicates that the Battery Pack is fully charged (min 5 hours)

If the Battery Pack is replaced by a new unit, please ensure proper disposal in an authorized manner. DO NOT throw a discarded Battery Pack into ordinary household waste.

Many communities provide collection points for discarded batteries and other electronic items. If possible, discard your used Battery Pack in such a manner.

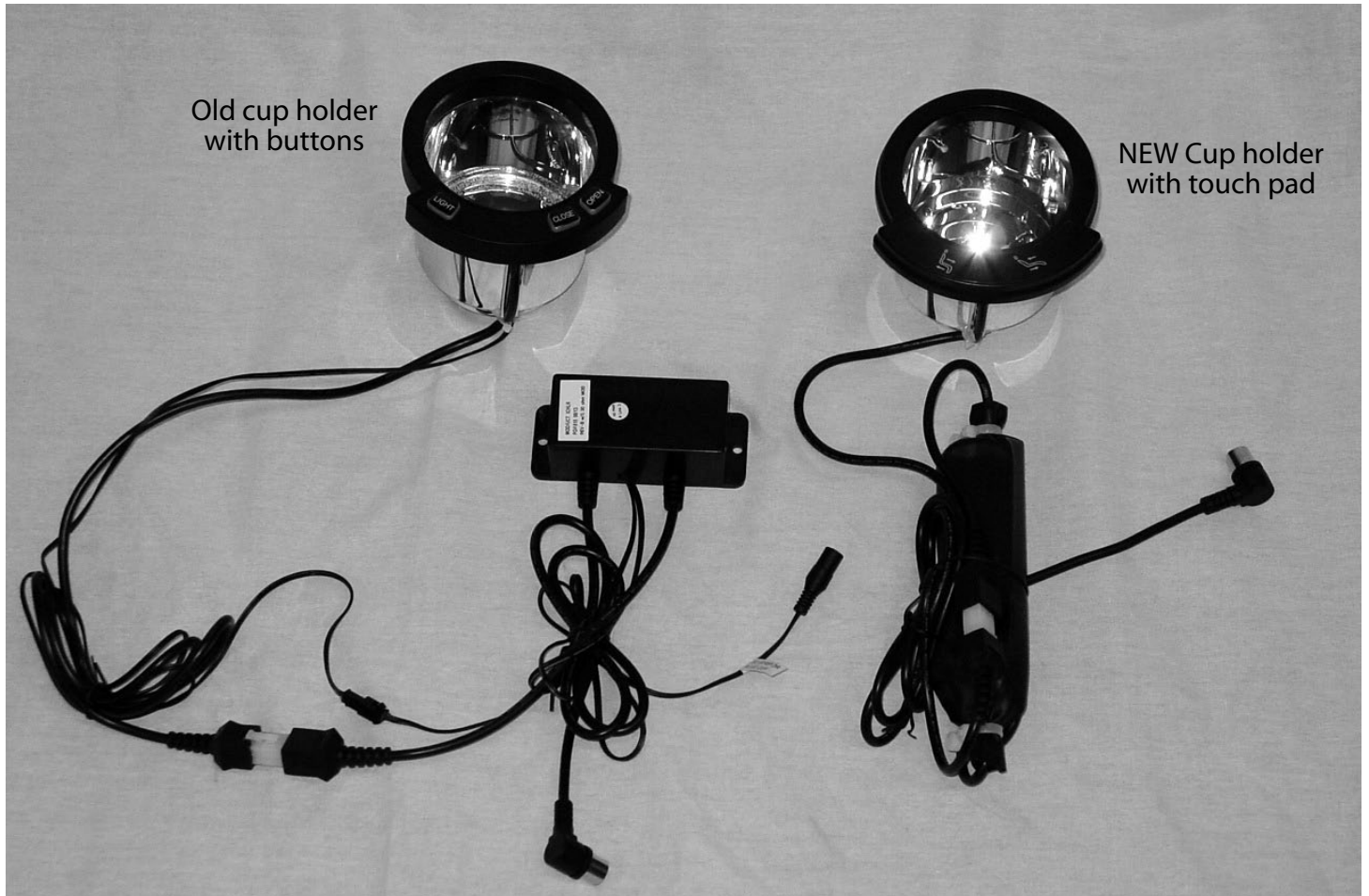
Thank you for choosing and using the Flexsteel Battery Pack with your fine furniture. We stand behind our product. For additional info, contact Flexsteel. www.flexsteel.com



Flexsteel®
America's Seating Specialist
www.flexsteel.com

Touch Sensor Lighted Cup Holders

Touch Pad Power Cup With White Light — 33147R/L
Cup Holders come in lefts & rights. Read bottom of cup to determine left or right



Touch Sensor Lighted Cup Holders

Replacement Instructions

Touch Pad Power Cup With White Light — 33147R/L
Cup Holders come in lefts & rights. Read bottom of cup to determine left or right

