

# Pre-K Activities for Families and Students Packet 4 with Kindergarten Readiness Skills

Pre-K Standards: <https://www.berkeleycountyschools.org/Page/22>

Kindergarten Standards: <https://wvde.us/tree/early-learning-p-5/kindergarten/>

May 4-May 29, 2020



## **50 More Fine Motor Skills Activities**

51. Draw a monster on the window with a dry erase marker. Spray with window cleaner to make the monster disappear and help clean the window.
52. Place lots of pennies face down on the table. Try to turn over one penny at a time by picking it up without sliding it to the edge of the table.
53. Cut pictures out a magazine.
54. Pick up pom poms with tweezers and drop them down a paper towel tube.
55. Wrap rubber bands around cut pool noodles.
56. Drop liquid watercolor paint onto coffee filters using eye droppers.
57. Peel masking tape off a table.
58. Tie knots in a piece of yarn.
59. String your name using lacing alphabet beads.
60. Clip Barbie clothes onto a small clothesline using clothespins.
61. Build pictures out of snap cubes.
62. Make a picture out of stickers.
63. Push toothpicks through the holes in a parmesan cheese shaker.
64. Weave a placemat by weaving long strips of paper together.
65. Use toothpicks and marshmallows to build shapes.
66. Paint a picture using q-tips as paintbrushes.
67. Use a spoon to scoop up pony beads and transfer them to a different container.
68. Thread pony beads on a pipe cleaner to make a pattern.
69. Wrap yarn around and around a piece of cardboard cut into a shape.
70. Scoop soil into a pot. Pick up a few seeds and plant them.
71. Put together a 20-25 piece puzzle.
72. Spread out contact paper sticky side up. Make a picture by sticking natural objects (leaves, twigs, acorns, etc.) to it.
73. Use decorative scissors to cut paper into fancy pieces.
74. Peel and tear colorful washi tape and use it to make a picture.
75. Use chop sticks to eat with.
76. Make the letters of your name out of Wikki stix.
77. Use Bingo dabbers to paint a picture.
78. Drive a toy car along a giant letter or number cutout.
79. Use a rolling pin to roll out dough. Make shapes with the dough.

80. Use decorative hole punchers to punch out pictures. Then glue the cut outs onto a piece of paper.
80. Build something with legos.
81. Peel star stickers up and then use them to make your own constellation on black paper.
82. Use a clothespin to pick up and transfer cotton balls from one bowl to another.
83. Practice opening and closing storage containers (plastic food bins, Ziploc bags, etc.)
84. Use a toothpick to draw a design in some playdoh.
85. Pick up a craft pom pom with a clothespin. Dip it in paint and dab paint on a piece of paper using the pom pom.
86. Cup your hands together to shake two dice. Roll them and add up the dots.
87. Make shadow puppets using your hands and a flashlight.
88. Use your index finger to pop bubbles.
89. Use only your thumb and index finger to pick up marbles and transfer them to a jar.
90. Go outside and use scissors to give the grass a haircut.
91. Stack pennies as high as you can to make a tower.
92. Put together a Mr. Potato Head toy.
93. Use a water gun to squirt liquid water colors on the sidewalk to paint a picture.
94. Try to trace the outline of a picture with liquid glue by squeezing the glue bottle and following the line.
95. Crumple paper and throw it like a snowball. Then unroll it and smooth it back out.
96. Use a computer keyboard to type the letters of the alphabet in order.
97. Blow up a balloon and then tie a knot in it.
99. Finger paint.
100. Use a marker to connect dots on a piece of paper.

# INDOOR SCAVENGER HUNT

primary playground

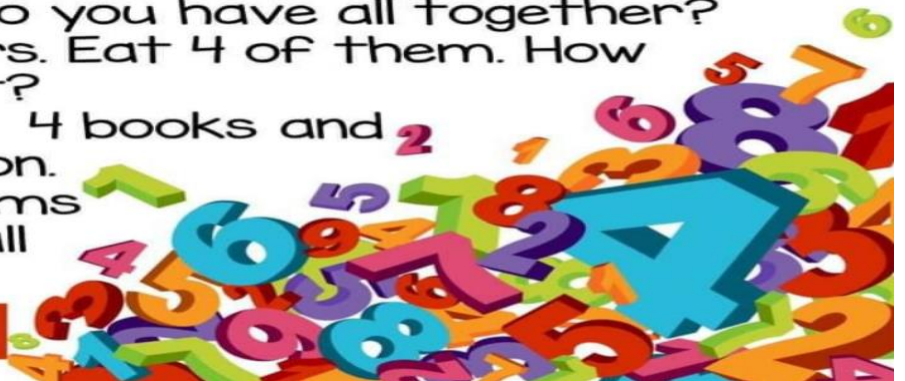
- Find a fork.
- Find something that is red.
- Find a tissue box.
- Find 3 things that have wheels.
- Find an orange crayon.
- Find something that is very soft.
- Find a band-aid.
- Find a key.
- Find 2 socks that match.
- Find something round.
- Find a sticker.
- Find a rubber band.
- Find a pair of glasses.
- Find an envelope.



# MATH SCAVENGER HUNT

primary playground

- Find 2 pencils and 1 blue crayon. How many items do you have now?
- Find 5 blocks and 2 pennies. How many items do you have now? Take away 3 blocks. How many items are left?
- Find 4 socks and 2 stuffed animals. How many items do you have all together?
- Find 8 crackers. Eat 4 of them. How many are left?
- Find 3 spoons, 4 books and 2 1 orange crayon. How many items do you have all together?



# SPRING SCAVENGER HUNT

- 🌸 Find a yellow flower.
- 🌸 Find 3 different shaped leaves.
- 🌸 Find something that is red.
- 🌸 Find a spider web.
- 🌸 Find something that flies.
- 🌸 Name 2 things you see in the sky.
- 🌸 Find something that is long.
- 🌸 Find something that grows that is green.
- 🌸 Find 2 birds.
- 🌸 Find some water.
- 🌸 Find something purple.
- 🌸 Find something that crawls.

primary playground



# RAINBOW SCAVENGER HUNT

- 🌈 Find something red.
- 🌈 Find something yellow.
- 🌈 Find something orange.
- 🌈 Find something green.
- 🌈 Find something blue.
- 🌈 Find something purple.
- 🌈 Name a fruit that is red.
- 🌈 Name an animal that is yellow.
- 🌈 Name a vegetable that is orange.
- 🌈 Name a plant that is green.
- 🌈 Name a flower that is purple.
- 🌈 Name something outside that is blue.

primary playground



# Resources for Kindergarten:

<https://www.education.com/worksheets/kindergarten/>

## **Math Skills**

### **Count to 100**

[Skip Counting with Money Activity Sheet](#) from Teach Me. I'm Yours.

[skip counting to 100 hundreds chart](#) from Education.com

[free skip counting resources from Teachers Pay Teachers](#)

[skip counting activity by 2s, 5s, and 10s](#) from The Curriculum Corner

[activities for skip counting](#) by mathisfun.com

[skip counting mazes](#) from Confessions of a Homeschooler

[using chalk to practice skip counting](#) from Kids Activity Blog

[printable puzzles for skip counting](#) from Life Over Cs

[Skip counting cards](#) from Teach Me. I'm Yours. (that's me!)

[lacing plates for skip counting](#) from 123homeschool4me

[Number Bubble game](#) by ABCya.com

[skip counting songs](#) on YouTube

### **Count and Write Numbers to 20**

[Number Recognition Caterpillar \(Subitizing\) 1-10](#) by Teach Me. I'm Yours.

[Free activities and worksheets for counting to 20](#) from Teachers Pay Teachers

[more counting resources](#) from Teachers Pay Teachers

[Free worksheets](#) from Education.com

[number sense to 20 activities](#) from Proud to be Primary

[a free PDF from Intensive Intervention](#) that has some good ideas and a fun rhyme for writing the numbers 1-9

[monster count and clip cards](#) from The Measured Mom

[worksheets for 1-20](#) from The Preschool Mom

[count the room activity](#) from The Kindergarten Connection

[Free math resources](#) from Southern Cross Consultancy – **lots of topics here!**

[Activities for counting from 11-20](#) from The Teaching Mama

[writing numbers 11-20 worksheets](#) from Pam Barnhill

[a YouTube playlist](#) I created for counting from 0-20

[free worksheets from 11-20](#) from The Measured Mom

[building numbers 11-20](#) from Math Geek Mama

[worksheets for 11-20](#) from Math Salamanders

## **Compare Groups of Objects**

[lesson plan for comparing groups](#) from ThoughtCo.

[roll and cover one more activity](#) from Kate in Kinder

[more or less Jack and the Beanstalk activity](#) from Pre-K Pages

[less or more worksheets](#) from megaworkbook.com

[lots of kindergarten math worksheets](#) from littledotseducation.com

[greater than, less than activities](#) from The Measured Mom

## **One-to-one correspondence up to 20**

[apple seed counting mats](#) from [Simply Living Creatively Learning](#)

[seed counting cards](#) from [Modern Preschool](#)

[watermelon seed counting activity](#) from [The Kindergarten Connection](#)

[Watermelon printable activity](#) from [Frugal Fun 4 Boys and Girls](#)

[fish bubble counting mats up to 10](#) from [The Measured Mom](#)

[Underwater sticker counting sheets from 11-20](#) from [Teach Me. I'm Yours.](#)

[one-to-one counting activity ideas](#) from [Pre-K Pages](#)

[more one-to-one activity ideas](#) from [A Wellspring of Worksheets Comparing Attributes \(height, weight, length, etc.\)](#)

[free comparison worksheets and activities](#) from [Teachers Pay Teachers](#)

[free worksheets](#) from [Education.com](#)

[comparison worksheets](#) from [Little Worksheets](#)

[measurement worksheets](#) from [BigLearners.com](#)

[fun ideas for creating your own balance](#) from [Kindergarten Kindergarten](#)

[pumpkin math measuring activity](#) from [Little Bins for Little Hands](#)

## **Classifying Objects**

[classifying worksheets](#) from [mathworksheetland.com](#)

[free classifying worksheets and activities](#) from [Teachers Pay Teachers](#)

[free sorting objects worksheets](#) from [Teachers Pay Teachers](#)

[sorting and categorizing worksheets](#) from [My Teaching Station](#)

[15 ideas to practice sorting](#) from [Stay at Home Educator](#)



[classification games](#) from kindergarten-lessons.com

[8 tools to teach sorting](#) from kindergartenworks.com

## **Addition and subtraction to 10**

[intro to addition and subtraction](#) form Khan Academy

[adding and subtracting with objects](#) from This Reading Mama

[Addition and subtraction game ideas](#) from Proud to be Primary

[addition and subtraction game](#) from The Measured Mom

[Sums to 10 Maze](#) from Teach Me. I'm Yours. (that's me!)

[add or subtract Bingo](#) from wismath.org

[simple addition and subtraction word problems](#) from We Are Teachers (you could read the problems to your child.)

Mom Junction has some fun [color by sum or difference pages](#)

[color by addition and subtraction pages](#) from Teachers Pay Teachers

[Domino Addition and Subtraction Activity Pages](#) by Teach Me. I'm Yours.

[10 fairy tale addition coloring pages](#) from The Measured Mom

[color by code addition pages](#) from The Stem Laboratory

## **Kindergarten Math Games**

### **2D and 3D Shapes**

[free shape worksheets](#) from Education.com

[shape worksheets](#) from My Teaching Station

[worksheets, activities, and games for shapes](#) from Preschool Mom

[color by shape printables](#) from The Kindergarten Connection

[find and color the shapes worksheets](#) at [allkidsnetwork.com](http://allkidsnetwork.com)

[printable shape booklet](#) from ThoughtCo

[pattern block mats](#) from [prekinders.com](http://prekinders.com)

[2D shapes printable pack](#) from Kindergarten Worksheets and Games

[3D shapes free activities and printables](#) from Life Over Cs

[2D shape activities](#) from Life Over Cs

[some great ideas here for teaching 2D shapes](#) from Kindergarten Works

[10 Activities for describing 3D shapes](#) from Kindergarten Works

[2D shape description Bingo](#) from Kindergarten Works

[magnetic tangrams printables](#) from Tot Schooling

[hidden shapes game](#) from Kindergarten Works

[2D shapes booklet](#) from Kindergarten Works

[how to draw 2D shapes](#) from Kindergarten Works

[activities for teaching shapes](#) from [prekinder.com](http://prekinder.com)

## **Tools for Teaching Shapes**

[Learning Resources Dive into Shapes! A "Sea" and Build Geometry Set, 129 ...](#)

[Newcreativetop 7 Piece Children Educational Toy Colorful Wooden Bra...](#)

[Learning Resources Folding Geometric Shapes, Geometry/Math Helper, 1...](#)

[a place value mystery number song](#) from [Miss Kindergarten](http://Miss Kindergarten)

[place value game](#) from [The Measured Mom](http://The Measured Mom)

[online place value games](#) from [Education.com](http://Education.com)

[hands-on place value activities](#) from [Teacher Thrive](http://Teacher Thrive)

[place value war](#) from [childhood 101](#)

[place value scavenger hunt](#) from [Primary Theme Park](#)

[place value stacking cups activity](#) from [We Are Teachers](#)

[place value video](#) from [Math and Learning Videos 4 Kids](#)

[Lego math place value activity](#) from [Science Kiddo](#)

[decomposing teen numbers activity](#) from [Teach Plan Collaborate](#)

[teen numbers place value worksheet](#) from [keepingmykiddobusy.com](#)

[number line place value activity](#) from [Hands On as We Grow](#)

[rainbow math place value activity](#) from [School Time Snippets](#)

[place value toss](#) from [Saddle Up for 2nd Grade](#)

[learning place value with building blocks](#) from [Teach Me Mommy](#)

[place value Whack It! game](#) from [Creekside Learning](#)

## **Decompose Numbers 11-19**

[decomposing worksheet and activity](#) from [Kindergarten Works](#)

[free composing and decomposing activities](#) on [Teachers Pay Teachers](#)

[decomposing and number worksheets](#) from [ABCs, 123s for Me!](#)

[Roll it! Make it! Expand it! worksheet](#) from [Classroom Freebies Too](#)

## **Describing the Position of Objects**

[positional words cut and paste books](#) from [The Measured Mom](#)

[where is the snowman cut and paste](#) from [Mrs. Albanese's Kindergarten Class](#)

[positional words book](#) from [Cahill's Creations](#)

[Pete the Cat activity](#) from [Christina's Kinder Blossoms](#)

[Where's the Bear? worksheet](#) from [greatschools.org](#)

[zoo positional words printable](#) from [No Stress Homeschooling](#)

[positional word freebie](#) from [Pint Size Learners](#)

[position worksheets](#) from [mathskills4kids.com](#)

[left and right worksheet](#) from [myteachingstation.com](#)

[above, on, and below worksheet](#) from [myteachingstation.com](#)

## **Kindergarten Language Arts**

Kindergarten language arts standards focus on pre-reading and pre-writing skills such as letter sounds, syllables, narration (telling a story or telling about a story), and basic writing and grammar.

>Read a story and ask your child questions about the story. As your child gets comfortable answering questions, put a (gentle) emphasis on answering in complete sentences.

>"book reports" – After you read a story have your child tell you what the story was about or what happened in the story. If you want to record their efforts, simply grab a piece of paper and write down what they tell you.

>The "book reports" can be done for fiction and non-fiction books.

>Have your child tell you in what order a set of events took place in a book.

≥Author Study – Read several books by the same author and discuss with your child how they are the same and how they are different.

>Identify the main topic of a book or text and a few details about it.

>Ask your child what they think an unknown word might mean based on the context of the story. Discuss possible meanings. You can even look the word up after you discuss it.

>Discuss the parts of a book – cover, author, illustrator, illustrations, text, captions, chapter titles, page numbers, table of contents, index, etc.

>Use context from the story to identify people/items/characters in the accompanying illustrations.

>Talk about grammar. Particular attention can be paid to capitalizing the first word in a sentence, capitalizing names, and punctuation (., ?, !).

>Discuss parts of speech – verb, adjective, noun, pronoun.

>Discuss opposites.

## **Upper and Lowercase Letters**

[upper and lowercase letter matching worksheets](#) from [biglearners.com](#)

[handwriting activities and worksheets for uppercase and lowercase](#) from [Teachers Pay Teachers](#)

[“find the letter” worksheets](#) from [The Measured Mom](#)

[alphabet chart and worksheets](#) from [Doozy Moo](#)

[alphabet tracing worksheet](#) from [Ziggity Zoom Learning](#)

[uppercase and lowercase letter crafts](#) from [123 Homeschool 4 Me](#)

[geoboard letter match activity](#) from [A Little Pinch of Perfect](#)

[uppercase and lowercase letter matching activity](#) from [Living Well Mom](#)

[A to Z letter finds](#) from [123 Homeschool 4 Me Syllables](#)

[fairy tale themed syllable cards](#) from [The Busy Mom Club](#)

[free syllable activities](#) from [Teachers Pay Teachers](#)

[dot the syllables worksheets](#) from [This Reading Mama](#)

[free syllables worksheets](#) from [Education.com](#)

[word syllable worksheets](#) from [cleverlearner.com](#)

[breaking words into syllables](#) from [superteachersworksheets.com](#)

[syllable counting printables](#) from [The Letters of Literacy Rhyming](#)

[rhyming worksheets](#) from [k5learning.com](#)

[lots of rhyming activities and printables from](#) [This Reading Mama](#)

[rhyming videos playlist](#) from [YouTube](#)

[rhyming worksheets](#) from [jumpstart.com](#) – some of these are more advanced, just an FYI (rhyming “enough” with “cuff, bluff, etc., but not with through”)

[Down by the Bay rhyming cards](#) from [Early Learning Ideas](#)

[rhyming match game](#) from [The Many Little Joys](#)

[rhyming word games and activities](#) from [Lessons for Little Ones Consonant Sounds](#)

[which sound is different clip cards](#) from [The Measured Mom](#)

[beginning sounds coloring pages](#) from [The Measured Mom](#)

[consonant sorting mats](#) from [The Measured Mom](#)

[lots of consonant activities](#) from [Have Fun Teaching](#)

[tons of phonics printables and activities](#) from [Confessions of a Homeschooler](#)

[beginning sounds printables](#) from [123 Homeschool 4 Me](#)

[cut and paste beginning sounds activity](#) from [Planes and Balloons](#)

[letter sound activities](#) from [PreKinders](#)

[alphabet match printable](#) from [Childhood 101](#)

[dinosaur beginning sound match](#) from [Fantastic Fun and Learning CVC \(consonant-vowel-consonant\) words](#)

[color by code](#) from [Primary Playground](#)

[middle sounds cvc clip cards](#) from [123 Homeschool 4 Me](#)

[cvc short e words booklet](#) from [123 Homeschool 4 Me](#)

[cvc wordlist](#) from [k12reader.com](#)

[free cvc worksheets](#) from [Teachers Pay Teachers](#)

[cvc worksheets](#) from [Havefunteaching.com](#)

[rainbow cvc word puzzles](#) from [The Kindergarten Connection](#)

[sandcastle cvc word activity](#) from [The Letters of Literacy](#)

[cvc interactive notebook](#) from [Life over Cs](#)

[cvc words activity pages](#) from [This Reading Mama](#)

[board games for cvc words](#) from [Playdough to Plato](#)

[short vowel cvc word activity](#) from [Modern Preschool](#)

[cvc word picture puzzles](#) from [Totschooling](#)

[CVC worksheets and games](#) from [The Measured Mom](#)

## **Word Families (different beginning sound, same ending sound)**

[word family printables](#) from [Storytime Standouts](#)

[short a family mats printable](#) from [The Measured Mom](#)

[short i word slider cards](#) from [The Measured Mom](#)

[word family fishing game](#) from [I Can Teach My Child](#)

[word family pull out activity](#) from [I Can Teach My Child](#)

[word family blackout](#) from [This Reading Mama](#)

[word family books](#) from [This Reading Mama](#)

[word family printables](#) from Kindergarten Mom

[word family worksheets](#) from Education.com

[word family freebies](#) from Teachers Pay Teachers

## **Sight Words**

[sight word lists, cards, lessons, and games](#) from sightwords.com

[writing sight words worksheets](#) from sightwordsgames.com

[sight word printables](#) from Kindergarten Mom

[free kindergarten sight word resources](#) from Teachers Pay teachers

[sight word printables](#) from A to Z Teacher Stuff

[how to teach kindergarten sight words + printables](#) from Your Modern Family

[free sight word printables](#) from The Kindergarten Connection

[free printable Dolch sight word lists](#) by grade from Dolchword.net

[dab and dot sight word printables](#) from Kindergarten Mom

[high frequency words worksheets](#) from My Teaching Station

[sight word worksheets](#) from The Measured Mom

[hands-on sight word activities](#) from What I Have Learned Teaching

[wall caterpillar sight words](#) from Confessions of a Homeschooler

[easy word searches](#) from Confessions of a Homeschooler

## **Short and Long Vowel Sounds**

[long vowel sounds activities](#) from The Busy Mom Club

[how to teach vowel sounds so kids will remember](#) from Child1st.com

[short and long vowel sorting mats](#) from The Measured Mom



[roll a long vowel board game](#) from [The Measured Mom](#)

[5 short vowel activities](#) from [Learning at the Pond](#)

[tips for teaching vowel sounds](#) from [This Reading Mama](#)

[printable vowel chart and activities](#) from [All About Learning Press](#)

[free vowel activities](#) from [Have Fun Teaching](#)

## **Sequencing**

[free sequencing worksheets and activities](#) from [Teachers Pay Teachers](#)

[baseball sequencing cards](#) from [3 Dinosaurs](#)

[15 free sequencing packs](#) from [Tot Schooling](#)

[nativity sequencing pack](#) from [3 Dinosaurs](#)

[This Little Piggy cut and paste](#) from [Tot Schooling](#)

[plant sequence cards](#) from [File Folder Fun](#)

[caterpillar sequencing cards](#) from [Frogs and Fairies](#)

[picture sequencing game](#) from [turtlediary.com](#)

[An Old Lady Who Swallowed a... matching and sequencing](#) from [Tot Schooling](#)

[nursery rhymes sequencing packs](#) from [Tot Schooling](#)

[s'mores sequencing activity](#) from [Books and Giggles](#)

[strategies and suggestions for teaching sequencing](#) from [Reading Rockets](#)

## Uppercase and Lowercase Letter Writing

[uppercase and lowercase letter tracing and writing worksheets](#) from [Playing Learning](#)

[alphabet worksheets](#) from [allkidsnetwork.com](#)

[How I Teach Handwriting \(+ Printables\)](#) from [The Measured Mom](#)

[capital and lowercase letter tracing worksheet](#) from [worksheetfun.com](#)



























[find and trace](#) from [123 Homeschool 4 Me](#)

[trace and erase](#) from [123 Homeschool 4 Me](#)

[tracing, printing, matching, ordering worksheets](#) from [k5learning.com](#)



# ALPHABET SOUND CHART

<b>Aa</b> 	<b>Bb</b> 
<b>Cc</b> 	<b>Dd</b> 
<b>Ee</b> 	<b>Ff</b> 
<b>Gg</b> 	<b>Hh</b> 
<b>Ii</b> 	<b>Jj</b> 
<b>Kk</b> 	<b>Ll</b> 
<b>Mm</b> 	<b>Nn</b> 
<b>Oo</b> 	<b>Pp</b> 
<b>Qq</b> 	<b>Rr</b> 
<b>Ss</b> 	<b>Tt</b> 
<b>Uu</b> 	<b>Vv</b> 
<b>Ww</b> 	<b>Xx</b> 
<b>Yy</b> 	<b>Zz</b> 

The following assessment is not mandatory, nor will it keep your child from entering and succeeding in Kindergarten. This is just for families to use for their own information.

## **West Virginia Department of Education Ready-for-School Checklist – Is My Child Ready for Kindergarten?**

[https://wvde.state.wv.us/oel/docs/Is%20My%20Child%20Ready%20for%20Kindergarten\\_DRAFT.pdf](https://wvde.state.wv.us/oel/docs/Is%20My%20Child%20Ready%20for%20Kindergarten_DRAFT.pdf)

### **Kindergarten Readiness**

West Virginia defines kindergarten readiness as a stage of transition that encompasses the child's various learning experiences and general knowledge, physical well-being, social and emotional development, and familiarity and ease with expressing themselves and understanding language. Children develop holistically and at an individual rate. As a result, children enter school with varied levels of skill and learning experiences. These variances are further impacted by the resources children have access to prior to entering school including home, family and community supports.

Since each child's degree of readiness differs and is highly individualized, kindergarten readiness also entails the capacity of schools to be prepared to serve all children effectively regardless of a child's individual developmental level in each of the five developmental domains of school readiness. The five developmental domains of school readiness are:

1. Health and physical development,
2. Social and emotional development,
3. Language development and communication,
4. Cognition and general knowledge, and
5. A child's individual approaches to learning.

The following indicators of school readiness are designed to you in preparing your child the transitional period of Kindergarten entry. The list of indicators is a guide to skills and experiences which are defined as developmentally appropriate for each domain. Each child develops differently in his or her own way, so the indicators should be viewed as typical daily experiences accomplished through everyday routines and activities with your child.

### **Health and Physical Development**

My child:

\_\_\_ Identifies and makes healthy food choices

\_\_\_ Participates actively in games, outdoor plan and other forms of exercise that develop large muscles

\_\_\_ Has daily experiences incorporating healthy habits, including hand washing, covering mouth and nose when coughing or sneezing, and using and disposing of tissues

\_\_\_ Colors, paints, scribbles, works puzzles, practices self-help skills with snapping, lacing, buttoning, and zipping and other activities that help develop small muscles

\_\_\_ Receives regular medical, dental and vision care

\_\_\_ Has had all necessary immunizations

### **Social and Emotional Development**

My child:

\_\_\_ Demonstrates independence and makes choices

\_\_\_ Adjusts to new situations and interacts with adults who are dependable and consistent

\_\_\_ Has opportunities to be with other children and is learning to play cooperatively

\_\_\_ Uses words solve problems and resolve conflicts; seeks adult help when needed

\_\_\_ Can follow simple directions up to three steps

\_\_\_ Can follow simple directions and rules for play

\_\_\_ Is learning to complete tasks, and activities

\_\_\_ Is curious and is motivated to learn

\_\_\_ Expresses basic needs and feelings appropriately

\_\_\_ Respects and shows concern for others

### **Language and Literacy**

My child:

\_\_\_ Has many opportunities to talk and listen to adults and children

\_\_\_ Is able to gain meaning by listening to a variety of situations such as one-on-one conversations, story time and play

\_\_\_ Is speaking in sentences with more than 5 words; speech is intelligible

\_\_\_ Is read to everyday

\_\_\_ Is learning about print and books

\_\_\_ Can hold a book upright and turns the pages of a book correctly

\_\_\_ Realizes that print proceeds from left to right

- \_\_\_ Knows that words are what you read
- \_\_\_ Knows that words have meaning
- \_\_\_ Has opportunities to tell stories and re-read common books
- \_\_\_ Is beginning to recognize rhyming words
- \_\_\_ Is beginning to understand and use tenses – present, past and future
- \_\_\_ Recognizes and uses common opposites, such as big-little, hard-soft, wet-dry.
- \_\_\_ Has daily opportunities to draw and use writing utensils
- \_\_\_ Is learning to recognize and write her name
- \_\_\_ Has opportunities to draw, listen to and make music and to dance
- \_\_\_ Has opportunities to explore various environments local to the community and have hands-on experiences—to see and touch objects, hear new sounds, smell and taste foods and watch things move
- Uses letter like shapes, symbols and letters to convey meaning

### **General Knowledge**

My child:

- \_\_\_ Is able to say his/her first name and know if they are a boy or a girl
- \_\_\_ Has opportunities to notice similarities and differences
- \_\_\_ Is learning to relate activities to times of the day and order of daily events
- \_\_\_ Is encouraged to sort and classify things
- \_\_\_ Is learning to count to ten and beyond
- \_\_\_ Is encouraged to ask questions and solve problems
- \_\_\_ Is learning words to describe directions, order and positions, such as up, down, first, second, in front, and behind
- \_\_\_ Is learning to identify and name shapes and colors
- \_\_\_ Show ideas and feelings through play. Uses creative play like music, dance and drama to express him or herself

If you have concerns about your child's development, please contact your family's primary care provider or see a list of resources below:

Berkeley County Board of Education 304-267-3500

Berkley County Office of Special Education 304-264-5055