

Prek
Miss Patsy

Snow Packet Activities for # 11 – 16

Dear Parents,

The following is a list of activities to do. These are to keep the children engaged in learning. They may be done in any order.

1. Roll of the Dice: Make the cube pattern. Roll both dice and count the dots.
2. Use the tangram shape and make the attached shapes.
3. Practice address, phone and birthday songs.
Your child can quickly learn important information with a familiar tune.

Addresses can be sung to: "Do You know the Muffing Man?"

495 Oak Tree Lane

495 Oak Tree Lane

495 Oak Tree Lane

Is where (child's name) lives.

Sing phone numbers to "Michael Row Your Boat Ashore."

668-397-4121

668-397-4121

Birthday will be easy to remember with the traditional: "Happy Birthday Song."

March 17th

March 17th

I know my birthday.

March 17th

4. Do a Finger Play

Monkeys and Alligator

Five little monkeys (Hold up five fingers.)

Swinging from a tree,

Teasing Mr. Alligator, (Point finger as if teasing.)

"Can't catch me!

You can't catch me!" (Shake head "no")

Along came Mr. Alligator (Put palms together and slowly

Quiet as can be (move like an alligator)

And snatched a monkey (Open and clap palms as if

Right out of the tree! Chomping on something.)

Four...three...two...one

"Missed me, missed me! (Put open hands on either side

Now you gotta kiss me!" of your head and wiggle.)

5. Say a Nursey Rhyme!

Hey, Diddle, Diddle

Hey, diddle, diddle,

The cat and the fiddle,

The cow jumped over the moon.

The little dog laughed.

To see such sport,

And the dish ran away

With the spoon.

Draw a picture of the rhyme.

6. Cloud Watch

Go outside on a day when there is cumulus (white fluffy) clouds.

Ask the child if he /she can find clouds that look like animals or other objects. Explain that clouds that look like cotton are called cumulus clouds. Let them sketch pictures of the clouds with chalk on blue paper.

7. Play a Game!

Jump the Creek

Materials 2 jump ropes or you may draw lines in the dirt.

1. Place the two ropes on the ground a few inches apart to make a "creek."
2. Have the players line up single file and try to jump over the creek one at a time without stepping on a rope.
3. After every player has jumped, move the ropes a little farther apart to make the creek wider.
4. Continue moving the ropes farther apart and letting the player jump over them. When a player can no longer jump over the rope, he/she must stand to the side of the game and be a cheerleader.

8. West Virginia Channel's Learn at Home

PBS Schedule for March 30 – April 3 Pre K -3rd

6:00 a.m. Wild Kratts Science Wild Kratts Science Wild Kratts Science Wild Kratts Science Wild Kratts Science
6:30 a.m. Peg + Cat Math Peg + Cat Math Peg + Cat Math Peg + Cat Math Peg + Cat Math
7:00 a.m. Cyberchase Math Cyberchase Math Cyberchase Math Cyberchase Math Cyberchase Math
7:30 a.m. SciGirls Science SciGirls Science SciGirls Science SciGirls Science
SciGirls Science

Visit WXXI.org/education for more

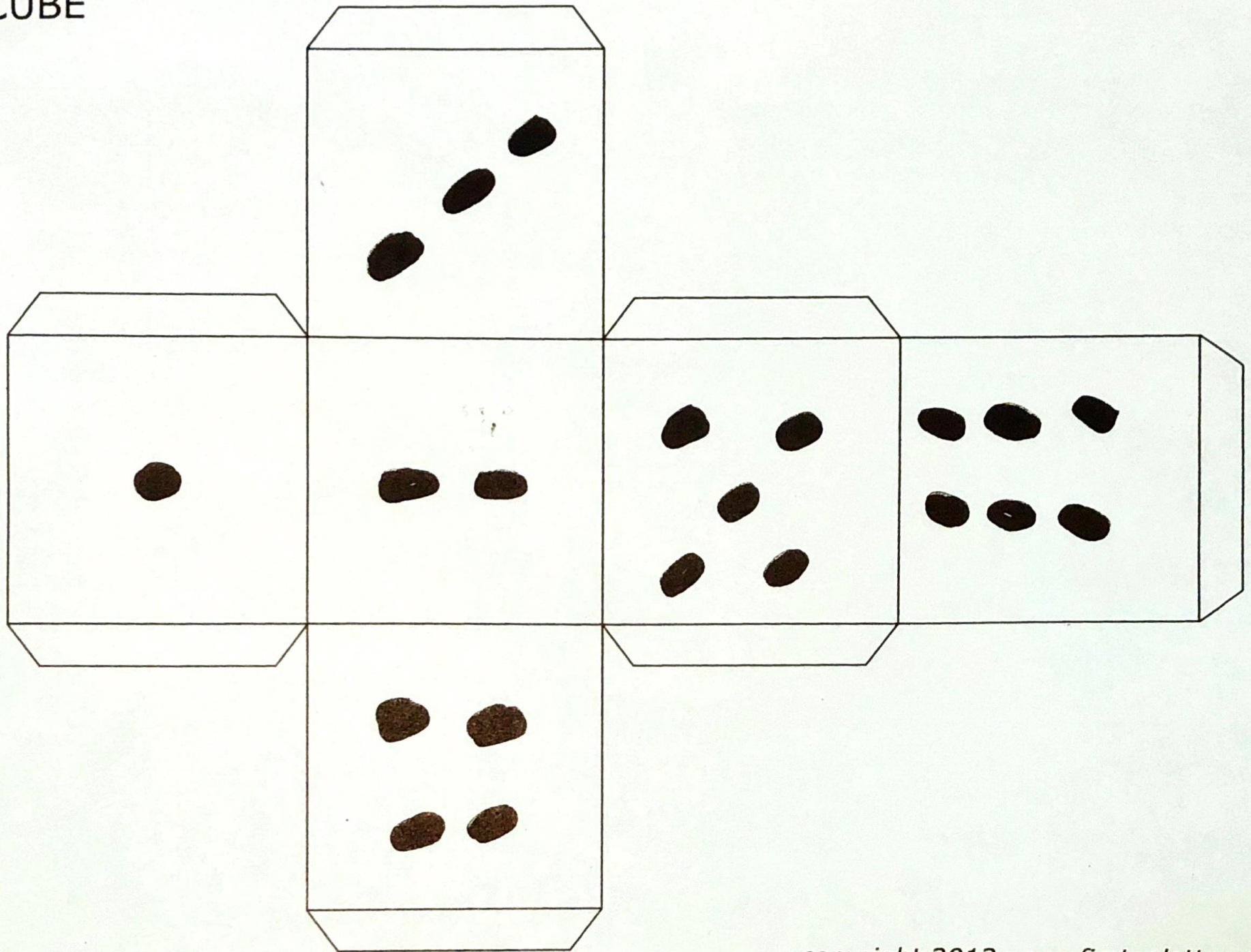
9. Spring Graphing count color and graph.

10. Cut and paste in order of length.


*** If you have questions call me at 304-636-7924. Stay safe!

Miss. Patsy

CUBE



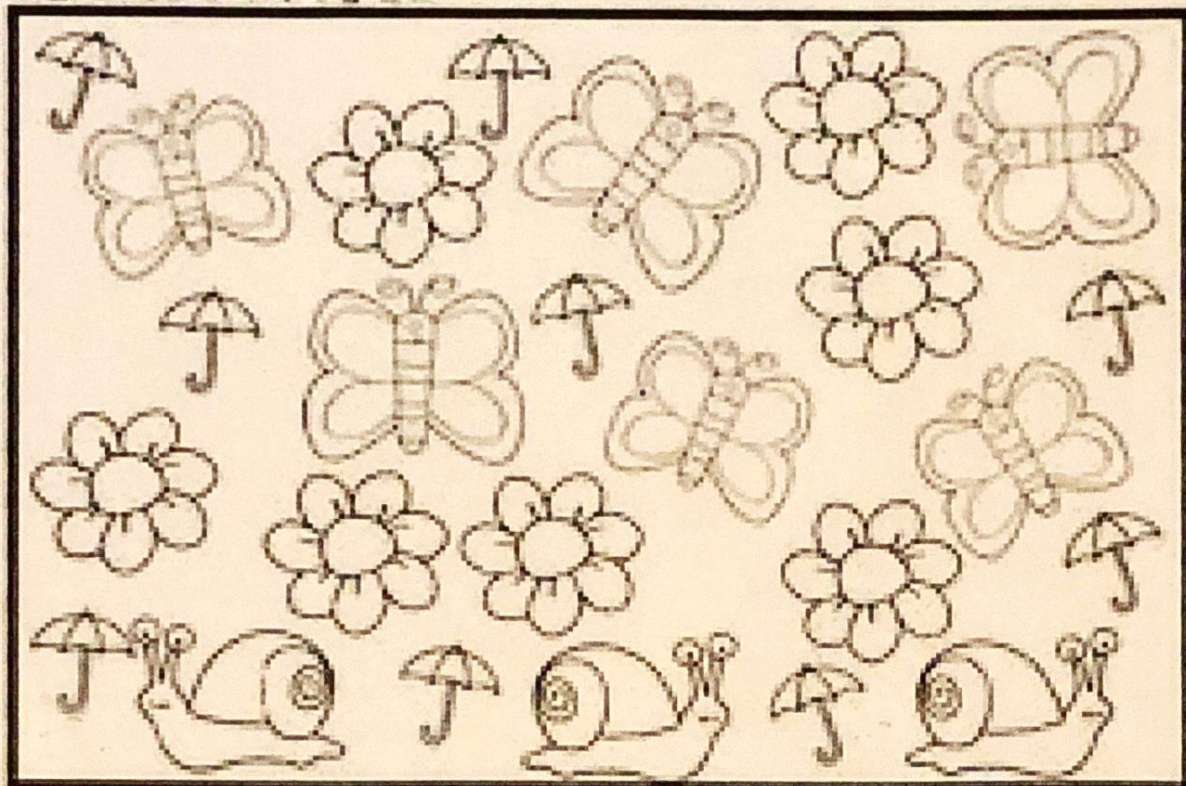
CUBE







Name _____

Spring Graphing

Count, color, and graph.



1 2 3 4 5 6 7 8 9 10

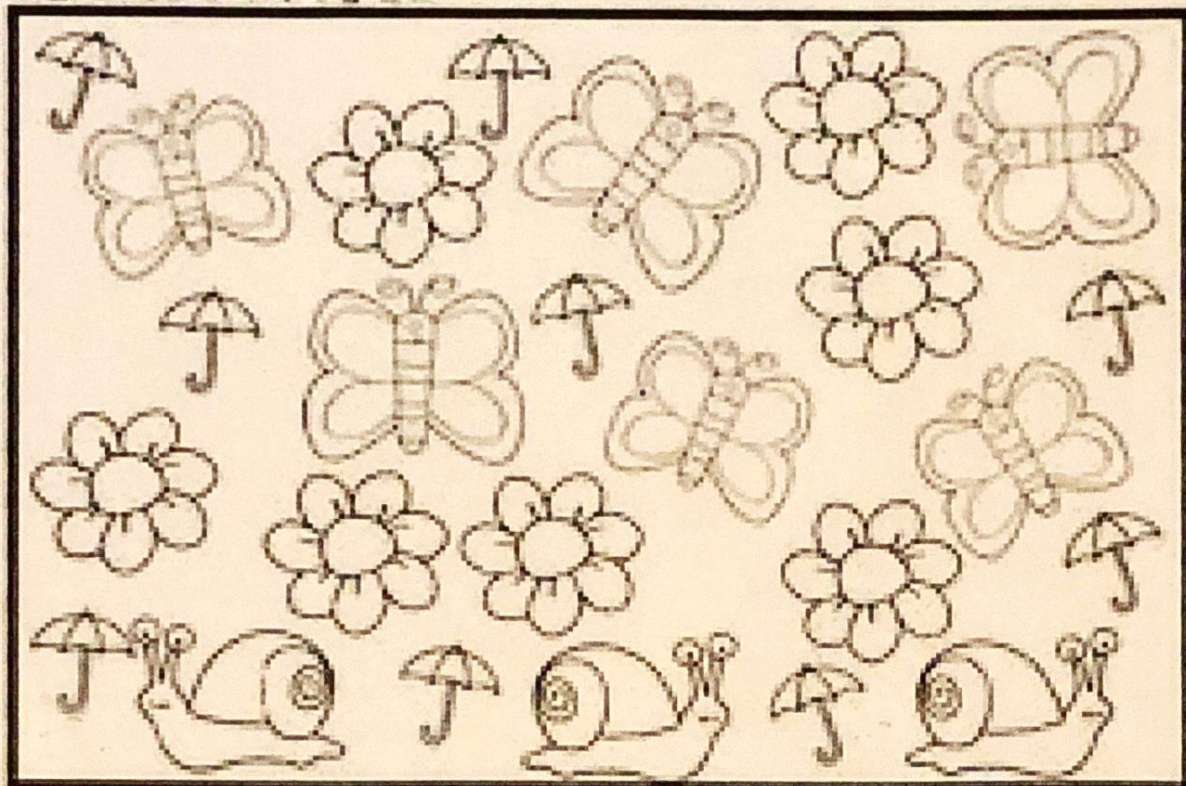
										
										
										
										

Copyright © free4classrooms.com





Name _____

Spring Graphing


Count, color, and graph.




1 2 3 4 5 6 7 8 9 10

Copyright © free4classrooms.com




House




House




Candle




Helicopter




Ship




Rocket



Boat



Fish



Horse riding

Cut & paste in order by length

