


Farm Adventure

Premium Worksheets For Toddlers
For 2-3 year Olds

Flintobox®



Illustrations: Palanivelan
Content: Marwah

Index

Activity Name

Textured Farm Animals

Farm Fun Colouring

Missing Halves

Shape Sheep Flash Cards

Handprint Duck

Farm Animal Cube

Farm Vegetables

Count The Eggs

Farm Finger Puppets

Animal Homes Story Cards

Skills Acquired

Sensory, Fine Motor, Creativity

Creativity, Coordination, Language

Cognition, Coordination, Communication

Shape Recognition, Fine Motor, Language

Sensory, Creativity, Coordination


Language, Communication, Pretend Play

Fine Motor, Creativity, Colour Recognition

Numeracy, Fine Motor, Cognitive

Symbolic Play, Imagination, Creativity


Fine Motor, Symbolic Play, Language



Textured Farm Animals

The two animals seem to have something in common. Uh-oh, they are missing their colours.


Take out child-friendly paint and some cotton. Help your toddler give the colours back to these farm animals — dip the cotton in paint and colour away. Introduce them to pig and horse.



Pig

How This Activity Helps?

As your toddler paints the animals, they exercise their fine motor muscles.



Horse


How This Activity Helps?

The texture of the cotton and paint exposes them to a unique sensory experience.

Farm Fun Colouring

What are the things you can see on a farm?

Give your toddler some crayons (or any other colouring tool they enjoy) and introduce them to the different elements found on the farm.





How This Activity Helps?

As your toddler colours the page, they enhance their coordination and creativity. How about a story of the farmer on his farm?

Missing Halves

Here are a few things you may find on a farm, but they seem to be cut in half!

Introduce your toddler to the different elements — sheep, watermelon, and carrot. Help them identify the different elements and match them with their other halves.



How This Activity Helps?

As your toddler attempts to match the halves, they enhance their cognitive abilities. Introducing them to the different elements helps improve their vocabulary and communication.

Shape Sheep Flash Cards

There are shapes on the flash cards. There is also something else hidden within!


Cut out the flash cards and help your toddler identify the shape of each sheep. Have them to trace along each shape with their finger and identify the shape by its name.



Square



Circle



Triangle

How This Activity Helps?


As your toddler traces along each shape, they become familiar with its structure. Ask your child to use the flash cards and find objects of the same shape(s).

Handprint Duck

*Quack, quack, quack! What bird makes this sound?
Complete the activity to find out.*

*Help your toddler choose the correct hand to imprint.
Let your toddler dip their hand in child-friendly paint and
hand-print to complete the image. Ask them to name this
farm bird.*

Reference




How This Activity Helps?

*As your toddler hand-prints, they are introduced to a new way of painting!
Introduce your child to the duck— its sound, how it walks, what it eats, etc.*

Farm Animal Cube

Which animal makes the 'moo' sound? Which animal makes the 'baa' sound? Get ready to imitate all these animal sounds!

Cut out and assemble the cube to complete the activity!
Help your toddler roll the die and identify which farm animal/bird they land on. Help them identify what sound the animal/bird makes and then mimic it.




How This Activity Helps?

As your toddler mimics the sound of animals and birds, they exercise their auditory skill.
Encourage your child to pretend play as they imitate the animal sounds.

Farm Vegetables

Which vegetables grow on the farm? Complete the activity to find out.

Take out some child-friendly paint and help your toddler finger-print the vegetables! Introduce your little one to the names of the different vegetables and their colours — Carrots, tomatoes and spinach.



How This Activity Helps?


This activity introduces your toddler to the different vegetables and their colours.

Count The Eggs

How many eggs did the hen lay today? We'll have to count to find out!

Help your toddler count the number of eggs in each nest. Once they have counted aloud the number of eggs, help them trace the number with their finger.


1



2



3




How This Activity Helps?

As your toddler traces over each number, they become familiar with its structure. Their numeracy is enhanced as they count.


Farm Finger Puppets

Five little fingers, what animals do they hide?


Help your toddler colour the animals and cut them out. Help them cut the strips with animal names and stick the ends to make rings. Help them to stick the animals to their rings and put them on their fingers. Let them get ready to pretend play with their animal finger puppets. Don't forget the animal sounds.



Pig



Hen



Goat


How This Activity Helps?

*Your toddler imagines and pretend plays as each animal.
Enact your child's favourite animal story using the animal finger puppets!*

Animal Homes Story Cards


Are you ready for story time? We have a few story cards for you to colour and use!

Give your toddler crayons or child-friendly paint. Encourage them to colour the story cards. Introduce them to the different animals and their homes. Build a story about the cow that is building a new shed or the duck that has lost its way home.



How This Activity Helps?

*As your toddler colours the story cards, they enhance their creativity.
As you narrate a story with your toddler, their language and communication improves.*



Take a look at our super exciting Flintobox themes!



Automobile Adventure



Garden Explorer



Amazing Animals



Market Fun



Beautiful Birds



Colour Carnival



Undersea Adventure




Farm Adventure



House Explorer



Healthy Habits



Magical Insects



Little Mechanic

Don't forget to get these
boxes for your child!

For Renewals, Call: 044 - 4010 0400