

## Session 7

# Celebrating Reconciliation

### Preparing Your Heart

**“Confession is an act of honesty and courage—an act of entrusting ourselves, beyond sin, to the mercy of a loving and forgiving God.”**

**—Pope Saint John Paul II**

The Sacrament of Reconciliation is not only about our sins—above all else, it is about God’s love. In this sacrament, we encounter God’s mercy in a unique and profound way. In this sacrament we, “with confidence draw near to the throne of grace, that we may receive mercy and find grace to help in time of need” (Hebrews 4:16).

Among the many prayers in the book of Psalms there are seven Penitential Psalms, expressing sorrow for sin and trust in God’s mercy. These are Psalms 6, 32, 38, 51, 102, 130, and 143. Psalm 51 is the psalm King David composed out of his sorrow for what happened with Bathsheba. The Church frequently uses this psalm as a prayer to express repentance.

**Look up Psalm 51 in your Bible and read through it slowly and carefully. What catches your attention? What speaks to your heart as a prayer of repentance?**

Read through the Psalm one more time, this time praying it as your own prayer.

Now consider the words of absolution that the priest speaks over you in Confession. Ask God what he wants you to take to your next confession, and also what he wants you to take away from it.

**God, the Father of mercies, through the death and resurrection of his Son has reconciled the world to himself and sent the Holy Spirit among us for the forgiveness of sins; through the ministry of the Church may God give you pardon and peace, and I absolve you from your sins in the name of the Father, and of the Son, and of the Holy Spirit.**

**“Confession heals, confession justifies, confession grants pardon of sin, all hope consists in confession; in confession there is a chance for mercy.”**

**—Saint Isidore of Seville**

## At a Glance – Session Overview

Section	Activity	Purpose	Supplies	Key Words
<b>Connect Activity</b> (as students arrive)	<b>Our Father Always Forgives</b> Place stickers on a coloring sheet showing the prodigal son story.	To get students thinking about how our Father in Heaven always forgives us.	• Student Activity Book • Crayons	
<b>Let's Pray and Introduction</b> (5-10 min)	Read the opening prayer and introduction to the session.	To relate the idea of how Jesus forgives us and teaches us to forgive others.	• Student Guide	
<b>Let's Watch</b> (15 min)	<b>How to Make a Good Confession</b> (12:36 min.) Watch a step-by-step explanation of how to make a good Confession.	To walk through what the students will be doing when they go to Confession.	• A device to show the video segment	
<b>Let's Read God's Word</b> (5 min)	<b>Lost and Found Luke 15:11-32</b> Have someone read aloud this passage summary, and then discuss the questions in the Teacher Guide.	To learn about God's love and mercy through the parable of the Prodigal Son.	• Student Guide	
<b>Let's Learn About our Faith</b> (10-20 min)	<b>Draw Closer to God</b> Read this section together, and then discuss the questions in the Teacher Guide.	To learn about penance, contrition, and how to make a good confession.	• Student Guide	• Penance • Penitents • Examination of Conscience • Perfect Contrition • Imperfect Contrition • Absolution
<b>Did You Know?</b> (as time permits)	<b>Zacchaeus's Penance</b> Ask one of the students to read this section.	To learn from the story of Zacchaeus, how God's forgiveness is a free gift.	• Student Guide	
<b>Let's Do Activities</b> (10-20 min)	<b>Seven Steps</b> Put in order the seven steps to the Sacrament of Reconciliation.	To help walk the student through the seven steps so they will remember what to do any time they go to Confession.	• Student Guide • Pencils	
	<b>The Prodigal Son</b> Take a quiz on the story of the Prodigal Son.	To review the parable of the Prodigal Son.		
<b>Let's Recall and Reflect</b> (5-10 min)	Discuss questions to make connections with what they've learned.	To help students remember main points and to go over key points from the session.	• Student Guide	

Section	Activity	Purpose	Supplies	Key Words
<b>Story of a Saint</b> (5-10 min)	<b>Saint Padre Pio</b> Read a brief story about this saint and discuss the questions in the Teacher Guide.	To show how God is present in the lives of the saints.	• Student Guide	
<b>Let's Pray</b> (5 min)	Practice the Memory Verse together, and then close in prayer.	To encourage students to hide God's Word in their hearts and pray to the Holy Spirit.	• Student Guide	
<b>Let's Read a Story</b> (as time allows, or take-home)	<b>The Long Road</b> Read a modern story that follows the themes of contrition and forgiveness.	To connect the lesson to modern life.	• Student Guide	
<b>Student Take-Home Page: Let's Live It!</b>	<b>Let's Get Ready!</b> To practice the seven steps to receiving the Sacrament of Reconciliation.	To help get the students ready for the sacrament.	• Student Activity Book	
	<b>Growing Closer to God</b> Students will draw a picture and write a way they became closer to God this week.	To encourage the student to be prepared for the Sacrament of Reconciliation.		
<b>Family Take-Home Page</b>	Parents can read and discuss the Scripture with their children, pray together, and make unleavened bread.	To equip parents with tools for family faith building and involvement with the lesson.	• Student Activity Book	
<b>If-You-Have-Time Activities</b>	<b>The Prodigal Son Obstacle Course</b> See what it's like to avoid temptation in an obstacle course.	To learn that the prodigal son in the Scripture story is like all of us when we are tempted to sin.	<b>Obstacle Course</b> • See page 147	
	<b>Reconciliation Game Show</b> Review important concepts in the style of a game show.	To review for the understanding of concepts more than rote memorization of terms and definitions.	<b>Game Show</b> • See page 148	
	<b>Flash Cards</b> Memorize key terms with flash cards.	To review important concepts and Catholic terms.	<b>Flash Cards</b> • See page 140	



## Main Objectives

After this Session, the students should understand the following objectives:

- Learn about the steps for going to Confession.
- Examination of Conscience: ask the Holy Spirit to reveal our sins and make a good Confession.
- Confession of sins: We tell the priest our sins, starting with the most serious sins.
- Penance: We receive a penance from the priest to make satisfaction for our sins.
- Absolution: The priest gives us absolution for our sins and the Holy Spirit comes to forgive us of our sins.
- We should go to confession often to receive God's loving mercy.

## Connect—Opening Activity

### Our Father Always Forgives

This activity page and the stickers are in the Student Activity Book. Direct students to get started on this as they enter and wait for others to arrive and get settled. Provide crayons.

As students work, ask them to share if they think they are ready for their First Reconciliation. You can also ask them if they can recite the Memory Verse from last week, from Psalm 51:10.

This activity introduces the following objectives...

1. We should go to Confession often to receive God's loving mercy.

### Review Memory Verse

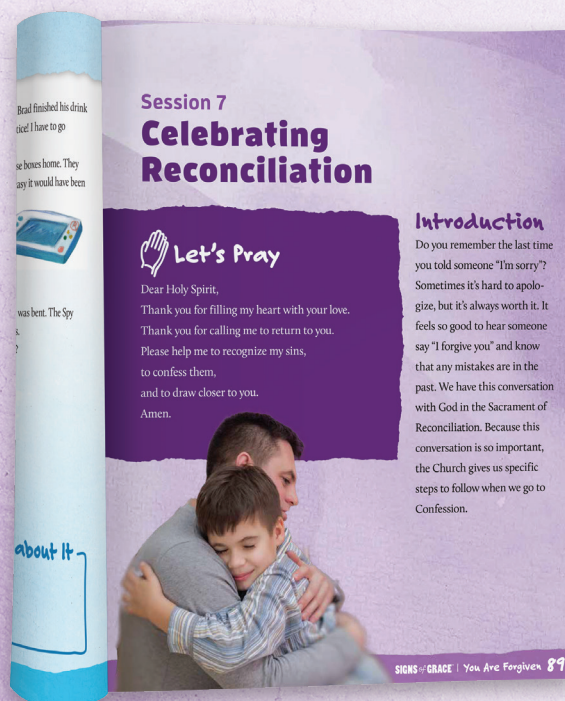

*“Create in me a clean heart, O God, and renew a right spirit in me!”*

—Psalm 51:10

### Let's Pray



Begin the session with a prayer. Have students turn to page 89 of the Student Guide and read the LET'S PRAY section along with you. Then read aloud the Introduction from the Student Guide.



## Digging Deeper: Teacher Prep

Read the following background information as you prepare for this session.

It's not easy to admit that we are wrong. And even though God already knows our sins before we confess, it can be difficult to say them out loud—especially in front of a priest. Although confession can be uncomfortable at times, it is one of the most important conversations we can have. It is important to always remember that although the priest is present, our conversation is really with God. We have nothing to fear in the Sacrament of Confession because in it we meet our all-loving and all-merciful God, who died on the cross so that we could be having this conversation!

Confession is so important that we prepare for it in advance by making an examination of conscience. We prayerfully consider the ways that we have sinned so that we will be ready to list our sins in confession—and not risk missing something important because we had to think on the spot.

Our confession ends when the priest gives us absolution and we are forgiven, but the conversation continues as we go out to do the penance that we have received. This conversation doesn't just make us feel better. It actually makes us better by cleansing us from all our sins and even changing the way we live our lives afterward.

## Let's Watch

### How to Make a Good Confession (12:36 minutes)

The video segment can be viewed at any time during the session. Here are the main teaching points in this session's video:

- The way to prepare our hearts to go to the Sacrament of Reconciliation
- The different steps of how to go to Confession
- What a penance is and how we do our penance

### Discussion Questions

#### 1. What makes you nervous about going to Confession?

Answers will vary. Some may be worried about making a mistake or not knowing what to do. Others might be worried about what the priest might think of them. No matter the answers, reassure them that the Sacrament of Reconciliation is a safe place and that the priest is there to help them, even if they forget something.

#### 2. What is Penance?

Penance is a small act of love as a way of saying I'm sorry for our sins. Penance also helps to repair the harm caused by sin and helps us recover our spiritual health by making amends for sin.

#### 3. What makes you excited about going to Confession?

Answers may vary.





## Digging Deeper: Teacher Prep

Read the following background information in preparation for this session.

In the story of the Prodigal Son, when the son takes his share of the inheritance and leaves home, he is not just coming of age and starting his own life—as we expect young adults to do in our modern Western society. When he tells his father, “Father, give me the share of property that falls to me” (Luke 15:12), he is basically saying, “I can’t wait until you’re dead, I just want my money now.” Or, to put it another way, “Your stuff is more important to me than you are.” This is essentially the same thing we say to God when we sin. Whenever we choose something over God and his will for us, we are telling him, “This world you created—including my own free will—is more important to me than you are.”

When the son comes to his senses among the pigs—a particularly awful portrayal of rock-bottom for a Jew, considering the Mosaic Law’s prohibition against having anything to do with these unclean animals—he realizes that he has not only squandered his father’s money, but more importantly he has utterly rejected his father’s love. In his guilt, he assumes that his father’s love is something that can be wasted until it is gone, just like the money. But when he returns home he learns just how deep his father’s love is. This is what Jesus wants us to understand about our Heavenly Father’s love. No matter how we have ignored or rejected his love, he is ready and waiting to welcome us back with open arms. His love is inexhaustible.

## Let’s Read God’s Word

### Lost and Found From Luke 15:11–32

Have someone read aloud the LET’S READ GOD’S WORD passage in the Student Guide on page 90. Pause as necessary to help students understand the key words as they are introduced throughout the session. Definitions are in the Student Guide.

After reading the Scripture section, students should recognize that...

- The younger son felt contrition when things started going badly for him in the foreign land.
- The father gladly forgave his son and welcomed him home.
- The older brother did not think the father’s forgiveness was fair because he didn’t understand his love.
- When we sin and turn back to God, it is like we were dead and are brought back to life.



## Let’s Talk About It

### Discussion Questions

Following are questions you can ask your students to help them understand the LET’S READ GOD’S WORD material in more depth.

#### 1. How does this story help us understand God and the Sacrament of Reconciliation?

Some answers may include that the father was looking for the son to return and ran to meet him as soon as he saw him in the distance. God always wants us to return to him and comes to us offering us forgiveness.

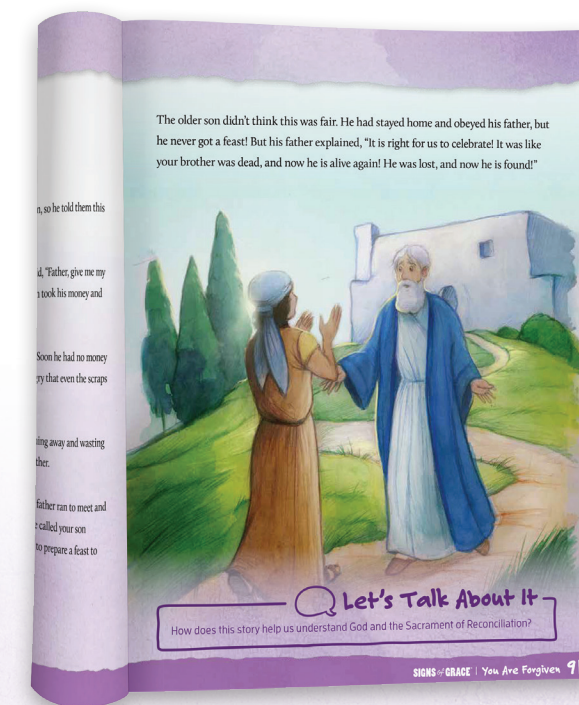
If you have time, here are some additional questions to discuss in class.

#### 2. Why do you think the younger son left home? Why did he come back?

He left home because he wanted to have fun. He thought life was better somewhere else than it was with his father. He came home when he was miserable because of all the mistakes he had made. He realized that life was not better in the foreign land—it was better with his father after all.

#### 3. How did the father treat his son when he returned? How does God treat us when we say we are sorry for our sins?

The father welcomed his son. He was happy to see him, and he wanted to celebrate his return. He didn’t make him feel bad or punish him for his mistakes. This is how God treats us when we are sorry for our sins and return to him—God rejoices and welcomes us back with open arms.



#### 4. How did the older brother feel about the way his father forgave his younger brother? Do you think the older brother really understood his father’s love for both sons? Why or why not?

The older brother was jealous. He didn’t think it was fair for his brother to be welcomed home with a party after he had made so many bad choices. He didn’t understand his father’s love. If he had understood his father’s love, he would have understood why it was important to celebrate his brother’s return. He would have known that the father’s mercy is greater than the demands of justice.



## Digging Deeper: Teacher Prep

Read the following background information as you prepare for the session.

One of the striking details in the parable of the Prodigal Son is the father's behavior in greeting his son. He didn't wait for his son to make it all the way home and fully apologize before forgiving him. He ran out to meet his son—indicating that he must have been keeping a lookout, waiting for him to return—and welcomed him back even before the son got through the apology he had rehearsed. This kind of behavior was not in keeping with the dignity one would expect of the master of a great household, just as God's extravagant mercy constantly surpasses our expectations.

### The Actions of the Penitent

God's mercy is without limit, and he is ready and waiting to offer it to us in the Sacrament of Reconciliation. But we must be sorry for our sins and open to God's mercy in order to receive it. We do this by diligently performing the three actions of the penitent: contrition, confession, and satisfaction.

If we are not sorry for our sins, we cannot receive God's forgiveness. In order to be aware of all of our sins and to show proper contrition for them, we should make an examination of conscience before going to Confession. If we do not prepare for the sacrament before receiving it, we won't get everything out of it that God wants to give us.

Feeling contrition in our hearts is important, but that alone does not gain for us the grace of the sacrament. We must still confess our sins to a priest. As Saint Jerome explains it: "If the sick person is too ashamed to show his wound to the doctor, the medicine cannot heal what it does not know" (quoted in CCC 1456). God knows all of our sins even better than we do, but part of the healing of this sacrament is that we acknowledge our wounds when we confess our sins.

If we are sorry and we confess our sins, God freely and fully forgives us. Our sins are washed away, but some of the effects of those sins still remain: "Absolution takes away sin, but it does not remedy all the disorders sin has caused"

(CCC 1459). This is why we are also required to make satisfaction for our sins through penance. Penance is not earning forgiveness, but is our cooperation with God's grace to clean up the messes our sins have caused. Penance helps make us spiritually healthy again through prayer, works of mercy, serving our neighbor, and self-denial (like fasting).

The Church's minimum requirement is that we confess our grave sins at least once a year (CCC 2042). But the healing and grace of this sacrament are so profound that we should take advantage of it often and confess our venial sins as well!

## Let's Learn About Our Faith

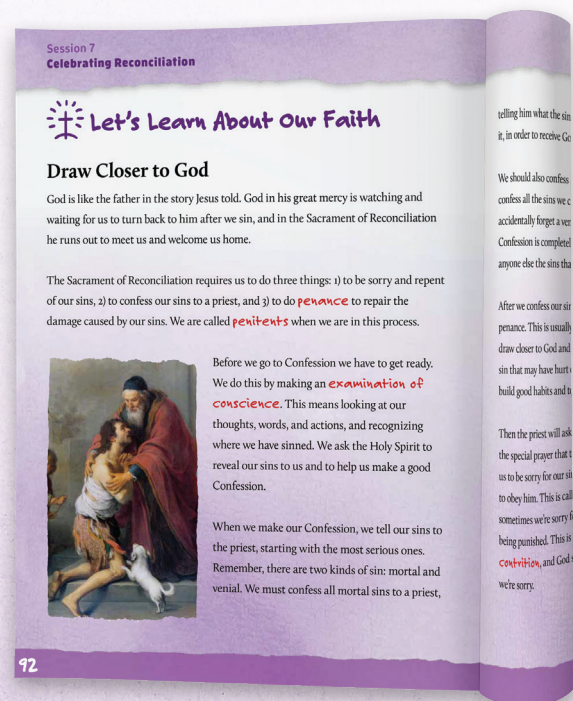
### Draw Closer to God

Have someone read aloud the LET'S LEARN ABOUT OUR FAITH in the Student Guide on pages 92-94. Pause as necessary to help students understand the key words as they are introduced throughout the session. Definitions are in the Student Guide.

After reading this section, the student should recognize that...

- In the Sacrament of Reconciliation, God runs out to meet us and welcomes us home.
- The three things we must do for the Sacrament of Reconciliation are 1) repent, 2) confess our sins to a priest, and 3) do penance.
- Penance repairs the damage caused by our sins.
- We are called penitents when we seek the Sacrament of Reconciliation.
- We get ready for Confession by making an examination of conscience.
- We must confess all mortal sins in kind (what we did) and number (how many times we did it) in the Sacrament of Reconciliation.
- It is a very good idea to confess our venial sins in the sacrament as well.
- Everything we say in Confession is completely secret.
- The Act of Contrition is the special prayer that tells God we are sorry.

- Perfect contrition means being sorry for our sins because we love God.
- Imperfect contrition means being sorry for our sins because we are afraid of punishment. God still forgives us if we only have imperfect contrition.
- When the priest says the words of Absolution, the Holy Spirit comes to forgive us of our sins.



## Let's Talk About It

Following are questions you can ask your students to help them understand the LET'S LEARN ABOUT OUR FAITH material in more depth.

### Discussion Questions

#### 1. Why does an examination of conscience help us make a better confession?

Some answers may include looking closely at our thoughts, words, and actions, helps us recognize where we have sinned.

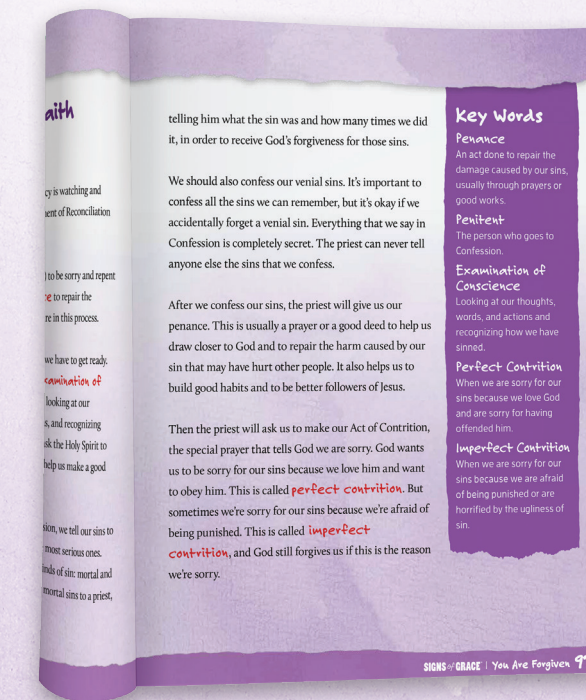
If you have time, here are some additional questions to discuss in class.

#### 2. Which sins are we required to confess to a priest in the Sacrament of Reconciliation?

We are required to confess all mortal sins and to tell the priest what we did and how many times we did it. But it is a very good idea to confess all of our venial sins as well!

#### 3. What is the difference between earning God's forgiveness and doing penance?

Penance is not earning God's forgiveness. God's forgiveness is a free gift—it is not something that we could ever earn. God forgives us because he loves us, just like the father in the parable of the Prodigal Son. Penance is something we do after God has



forgiven us. It helps heal the damage that our sin has caused in our lives and the lives of other people around us. It helps us draw closer to God.

#### 4. During what part of Confession does the Holy Spirit come and forgive us of our sins?

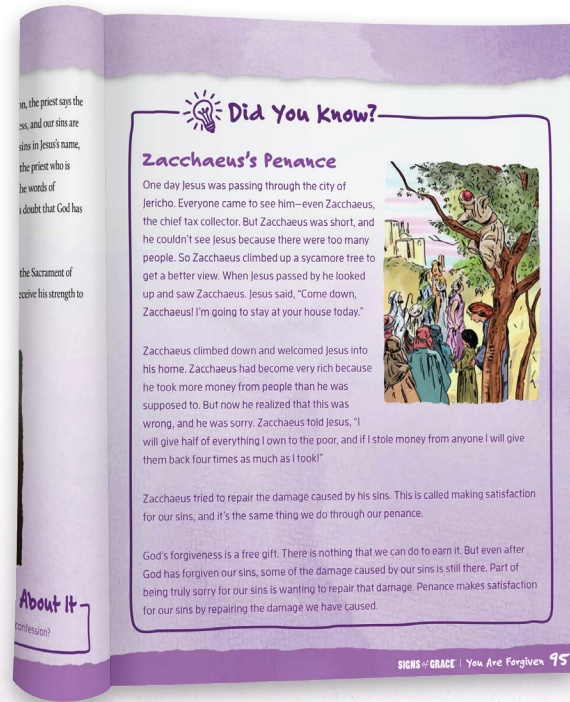
When the priest says the words of absolution, the Holy Spirit comes and forgives us of our sins.



Did You Know?



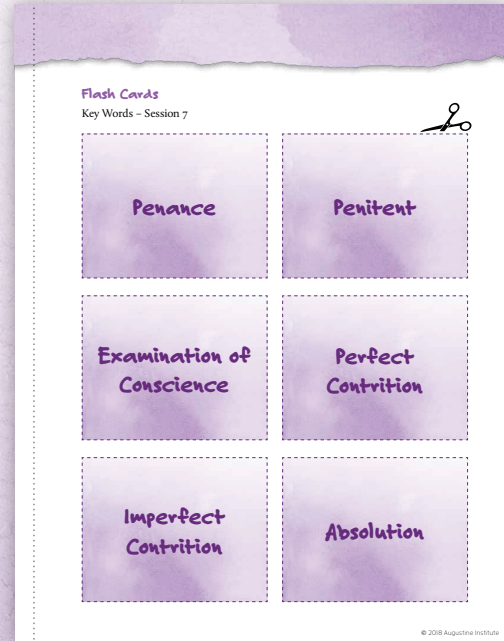
Ask a student to read aloud the DID YOU KNOW? section on page 95 in the Student Guide.



Flash Cards

Flash cards can be found starting on page 197. You can also find these cards in the Student Activity Book for your students and in the back of your Teacher Guide.

Use the master Flash Cards with the definitions on the back for the Key Words for this session. These cards could be used along with the cards from other sessions in order to review important concepts and to help students learn and understand important Catholic terms and the language of the Faith.



Let's Do Activities

Seven Steps

Read aloud the instructions for this activity from page 96 of the Student Guide. Let students work alone or in pairs before going through the activity together.

This activity reinforces the following objectives...

- Learn about the steps for going to confession.
- Examination of Conscience: ask the Holy Spirit to reveal our sins and make a good confession.
- Confession of Sins: We tell the priest our sins, starting with the most serious sins.
- Penance: We receive a penance from the priest to make satisfaction for our sins.
- Absolution: The priest gives us absolution for our sins and the Holy Spirit comes to forgive us of our sins.

Answer Key

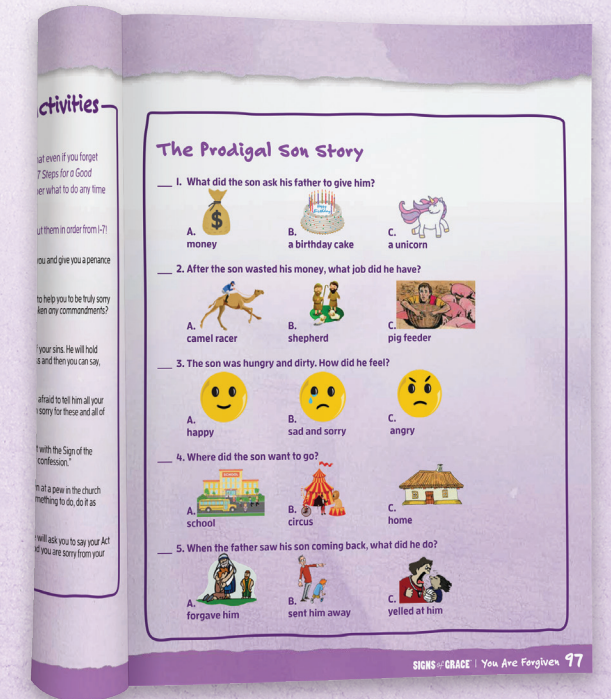
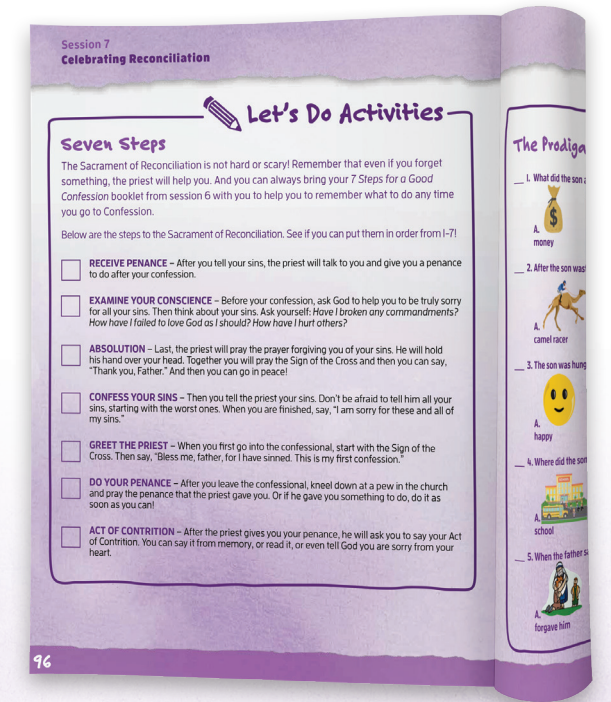
- 4.
- 1.
- 6.
- 3.
- 2.
- 7.
- 5.

The Prodigal Son

Read aloud the instructions for this activity from page 97 of the Student Guide. Let students work alone or in pairs before going through the activity together.

Answer Key

1. A. Money
2. C. Pig feeder
3. B. Sad and sorry
4. C. Home
5. A. Forgave him





## Let's Recall and Reflect!

Reinforce students' knowledge of the main points of this session by encouraging them to make personal connections.

### 1. Think about the story of the father and his two sons. How do you think the younger son felt when he was living with the pigs? How do you think he felt when his father welcomed him home?

The younger son probably felt sad and miserable when he was living with the pigs. He also felt guilty and ashamed—he knew he had made some bad decisions. He probably felt very happy and relieved when his father welcomed him home. He might have also felt surprised, because he expected to go back home and be a slave, but instead his father threw a party for him.

### 2. Why is it important to tell someone we are sorry when we hurt them? Why do you think we have to tell God our sins and say that we are sorry in Confession?

Other people don't know that we are sorry unless we tell them. It shows them that we know we did something wrong, and we want to try to make it better. We don't want to do it again. God already knows our sins, and he knows our heart. But when we tell him that we are sorry in Confession, we are also telling him that we know we were wrong, and want to make it better and not do it again.

Review these key points with your students:

#### 1. What are the three actions of the penitent in the Sacrament of Reconciliation?

The three actions of the penitent are 1) to be sorry and repent of our sins, 2) to confess our sins to a priest, and 3) to do penance to repair the damage caused by our sins.

#### 2. What does penance do?

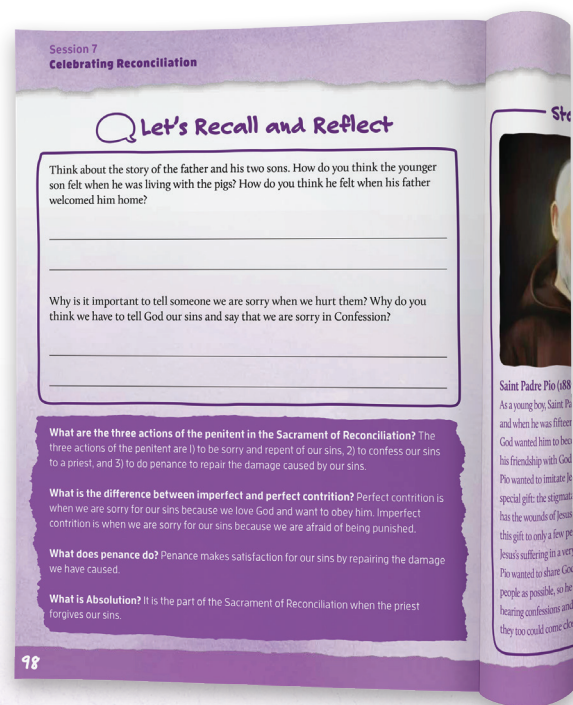
Penance makes satisfaction for our sins by repairing the damage we have caused.

#### 3. What is the difference between imperfect and perfect contrition?

Perfect contrition is when we are sorry for our sins because we love God and want to obey him. Imperfect contrition is when we are sorry for our sins because we are afraid of being punished.

#### 4. What is Absolution?

It is the part of the Sacrament of Reconciliation when the priest forgives our sins.



## Story of a Saint

### Saint Padre Pio

Have one of your students read aloud the STORY OF A SAINT on page 99 of the Student Guide. Following are questions you can ask your students.

### Discussion Questions

#### 1. Padre Pio said yes to God's plan for his life, even when he was still very young. What can you do to say yes to God's plan for your life—even though you might not know exactly what that plan looks like?

In prayer we can ask God to help us to know his will, and we can tell him that we trust him. When something happens—whether good or bad—we can remind ourselves that God is always taking care of us and making his plan happen. Instead of getting worried or anxious about the future, we can turn to God in prayer. Whenever we turn to God in prayer, we are saying yes to him!

If you have time, here are some additional questions to discuss in class:

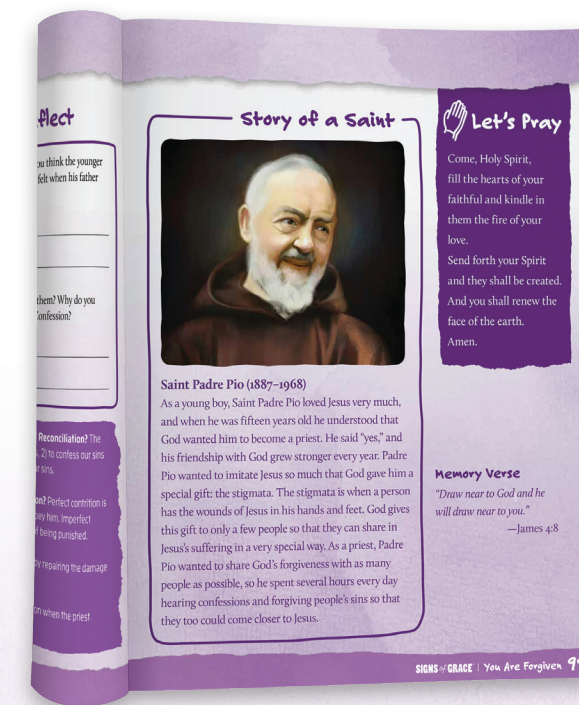
#### 2. What special gift did God give to Padre Pio? How did this help Padre Pio draw even closer to Jesus?

God gave Padre Pio the stigmata—the wounds of Jesus in his hands and his feet. This helped Padre Pio draw even closer to Jesus because he got to suffer with him and experience a little bit of what Jesus experienced in the Crucifixion.

#### 3. Why did Padre Pio spend so much time hearing confessions? What does this teach us about the importance of Confession?

Padre Pio spent so much time hearing confessions because he wanted other people to know about and experience God's love and forgiveness. He knew that if someone wants to draw close to Jesus, they need to use the Sacrament of Reconciliation. This teaches us that we encounter God's love and mercy in this sacrament in a very important and unique way—and we should take advantage of it!

If time permits, review these key points with students:



- The three things we must do for the Sacrament of Reconciliation are 1) repent, 2) confess our sins to a priest, and 3) do penance.
- We must confess all mortal sins in kind (what we did) and number (how many times we did it) in the Sacrament of Reconciliation.
- It is a very good idea to confess our venial sins in the sacrament as well.
- Perfect contrition means being sorry for our sins because we love God. Imperfect contrition means being sorry for our sins because we are afraid of punishment. God still forgives us if we only have imperfect contrition.
- When the priest says the words of absolution, the Holy Spirit comes to forgive us of our sins.

### Let's Pray



Direct students to this session's Memory Verse on page 99 in their Study Guides, and read it together. Then end the session with LET'S PRAY the closing prayer. You can ask a student to say the prayer or have the class read along with you.



## Let's Read a Story

If time permits, read this story together to the class or ask a student to read it. Then discuss the questions on the next page, which relate to the content of the session before closing in prayer.

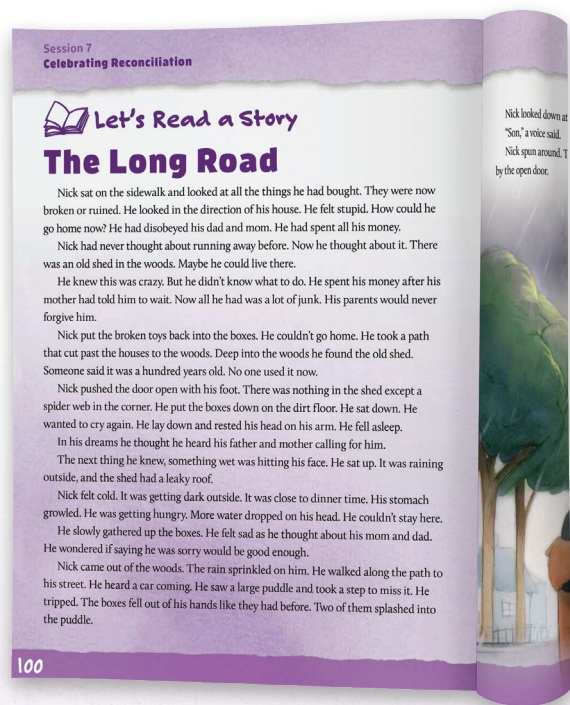
Otherwise, point out the story, which begins on page 100 of the Student Guide, and have students read it during the week with their families.

### The Long Road

This is an engaging fictional story that illustrates a content point from the session in a relatable and applicable way.

#### Theme:

It's hard to admit when we are wrong. When we have made bad choices, the guilt and shame can trick us into thinking that our mistakes are bigger than the love God and our parents have for us. But Love always comes looking for the beloved.



## Let's Talk About It

### Discussion Questions

Following are questions you can ask your students to help them understand the LET'S READ A STORY material in more depth.

#### 1. Did Nick solve his problems by running away? Have you ever felt like hiding when you did something wrong?

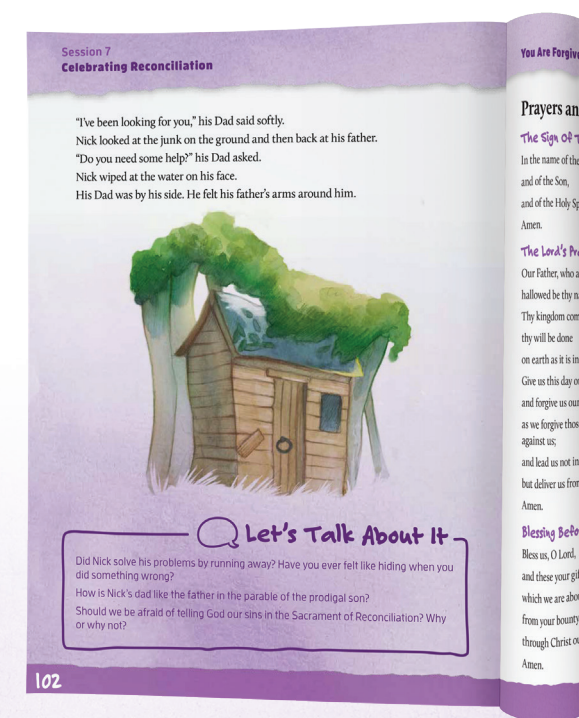
He didn't solve his problems. In some ways he made them worse, because he got hungry and cold and wet. When we do something wrong we feel guilt—this helps us know it was wrong and that we need to apologize. But sometimes we also feel ashamed, and we might start to think that we will never be forgiven. God doesn't want us to feel shame. He doesn't want us to hide from his love.

#### 2. How is Nick's dad like the father in the parable of the Prodigal Son?

Nick's dad is like the father in the parable because he was looking for his lost son, wanting him to come home. When he found him, he didn't scold him or make him feel bad—the first thing he did was let him know that he was loved. His happiness at finding his son was greater than his anger or sadness over the bad choices.

#### 3. Should we be afraid of telling God our sins in the Sacrament of Reconciliation? Why or why not?

No, we don't need to be afraid at all. Just like the father in the parable wasn't mad at his son, and just like Nick's dad came looking for him to help him, God is not mad at us when we sin. He loves us more than we can imagine, and he wants to forgive our sins in the Sacrament of Reconciliation. We don't need to be afraid of the priest, either, because he is God's special representative, and also because it is really Jesus who acts in the sacrament.





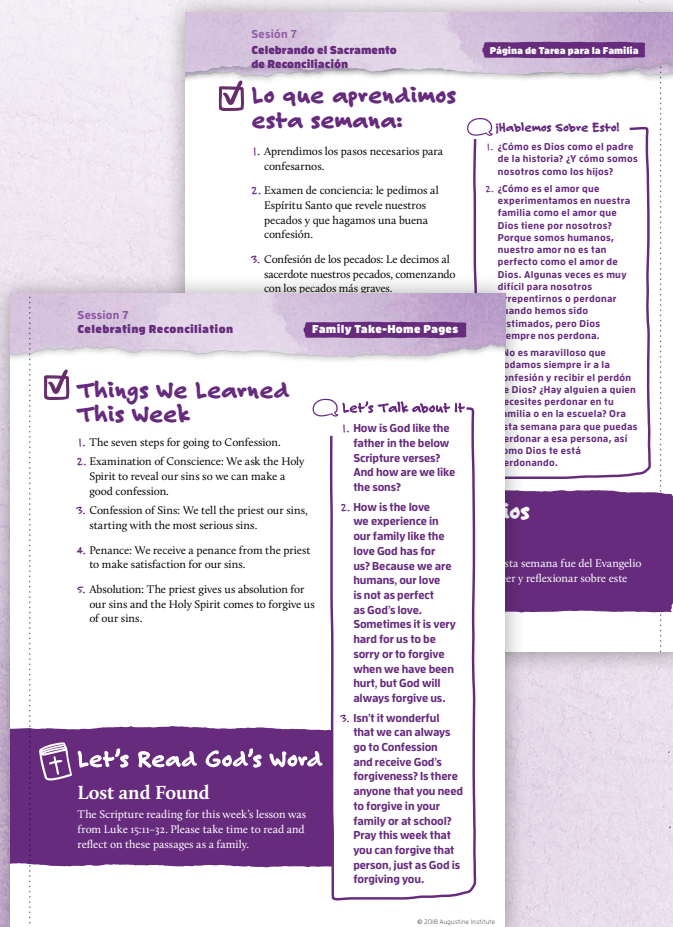
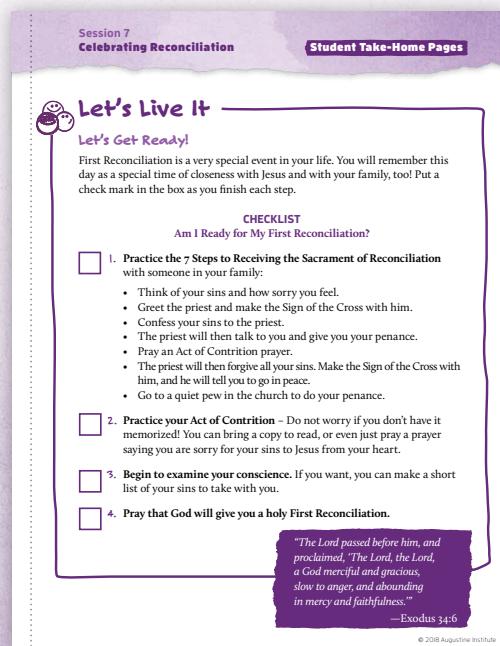
Remind the students to do their Take-Home Pages. These are found in the Student Activity Book.

### Student Take-Home Pages

Send students home with the Student Take-Home Page which provides activities for students to complete before the next session. These will reinforce the objectives of the lesson and allow students to continue to process and apply them throughout the week.

### Family Take-Home Pages

Also, send students home with the Family Take-Home Page for students to complete with their families. These sheets help equip parents to reinforce the lesson in the context of the domestic church and provides opportunities for families to grow in their faith.



### If-You-Have-Time-Activities

#### The Prodigal Son Obstacle Course

Explain to the children that the prodigal son in the scripture story today is like all of us when we are tempted to sin. Instead of listening to his father who loved him, he listened to his temptations and chose to go his own way blindly down the path of life.

#### Materials Needed:

- A blindfold (scarves work well for this)
- Chairs, trashcans, and tables, etc., for creating an obstacle course

Ask for a volunteer to be the son. Then pick five students to be the family of the son, one student to be the father, and the rest of the class will be the temptations leading the son astray.

The family and the tempters will line up along the path and the father will stand at the end. The son will be blindfolded at the opposite end of the path. The family will try to tell the son the best way to get through the path and home to his father, while the tempters will try to lead the son astray into the obstacles or in the wrong direction by giving him bad directions. The son will have to listen hard for the voice of his father and family to find his way home! When he reaches a certain point a few feet from the end, the father can run to him and lead him the rest of the way home.

This one gets a little loud, so have fun with it!



## Reconciliation Game Show

### Materials Needed:

- Some sort of noisemakers for the students to hit when they know the answer.
- A score board (chalkboards or white boards work well)

Set up the room with three desks for the contestants with a bell/noisemaker on each desk, and print off the questions on the bottom of this page for the Host to read from.

Choose a Game Show Host and a Score Keeper. Have the rest of the class form two or three teams. Let each team pick a team name which the Score Keeper will write on the score board. Help the Host and Score Keeper to pick special names as well (think Regis Philbin, Howie Mandel, Steve Harvey, or even someone familiar like the parish priest, or a funny character, etc.). The teams will line up behind each desk and the first person in each line will have a chance to answer the first question read by the Host by being the first to ring the bell after the question is asked. Each question is worth 100 points.

The teacher will be the final judge of whether to award points, as many of these questions could be answered in several ways. Remember, the point of this game is to review for the understanding of concepts more than rote memorization of terms and definitions. Once the first question is answered correctly, the next person in each line gets a turn to try to answer the next question. This repeats until all the questions are asked or until one of the teams reaches a determined number of points. They are the winners!

Q. Why do we go to Reconciliation?

A. To confess our sins/to be forgiven for our sins.

Q. What is the prayer of absolution?

A. The prayer the priest prays to forgive our sins.

Q. What does penance do?

A. It repairs some of the damage caused by our sins.

Q. What is it called when we look at our thoughts, words, and actions to see where we have sinned?

A. Examination of Conscience

Q. What is the kind of sin that is so serious that we need to confess it?

A. Mortal sin

Q. Who is the only person that can forgive sins in the person of Christ?

A. Priest

Q. What does it mean to say we repent of our sins?

A. We are truly sorry for our sins.

Q. When we are sorry for our sins, Jesus will always \_\_\_\_\_ us.

A. Forgive

Q. What are the ten laws God gave to Moses for us to obey called?

A. The Ten Commandments

Q. Who made the very first sin by disobeying God the Father in the garden?

A. Adam and Eve

Q. Who saved all of us from sin by shedding his blood as a sacrifice for us?

A. Jesus

Q. True or False: When we go to Reconciliation we receive forgiveness and the grace to sin no more.

A. True

Q. Bonus Question for 200 points: Who can recite their Act of Contrition?