



# Index of Products

<u>Introduction</u>	<b>1</b>	<u>P190, R2, FireR2, FacedFireR2</u>	<b>13</b>
<u>Standards and design</u>	<b>2</b>	<u>R190, FireR190, FacedFireR190</u>	<b>14</b>
<u>Quality Standards</u>	<b>3</b>	<u>R13, FireR13, FacedFireR13</u>	<b>15</b>
<u>Range Description</u>	<b>4</b>	<u>P215, R7, FireR7, FacedFireR7</u>	<b>16</b>
<u>Technical Terms</u>	<b>6</b>	<u>S8, FireS8, FacedFireS8</u>	<b>17</b>
<u>P100, S4, R6</u>	<b>7</b>	<u>R14, FireR14, FacedFireR14</u>	<b>18</b>
<u>R9, R12, P140</u>	<b>8</b>	<u>UltraFire</u>	
<u>R3, FireR3, FacedFireR3</u>	<b>9</b>	<u>100-6, 140-6, 140-9, 100-9, 215-9</u>	<b>19</b>
<u>S5, FireS5, FacedFireS5</u>	<b>10</b>	<u>Economy</u>	<b>20</b>
<u>R8, FireR8, FacedFireR8</u>	<b>11</b>	<u>L-Strip Lintels</u>	<b>21</b>
<u>R11, FireR11, FacedFireR11</u>	<b>12</b>		



## Useful Contacts

Technical Hotline **0800 5424192**

Sales Telephone **01226 320810**

Sales Fax **01226 320811**

[www.naylor.co.uk/products/lintels](http://www.naylor.co.uk/products/lintels)  
for brochure downloads & case studies

[Technical@naylor.co.uk](mailto:Technical@naylor.co.uk)  
For drawing emails and schedule requests

[Technical@naylor.co.uk](mailto:Technical@naylor.co.uk)  
For specific bespoke requirements and to request a visit from our technical staff

[Lintels@naylor.co.uk](mailto:Lintels@naylor.co.uk)  
For sales, prices and delivery requirements

[Lintels@naylor.co.uk](mailto:Lintels@naylor.co.uk)  
For orders or to request information.

# Introduction

Naylor, a manufacturer of building materials since 1890, combines a wealth of experience in manufacturing techniques and in-depth ranges with a reputation for quality products, service and value for money.

The Naylor Lintel range has been continually improved and enhanced over the last 45 years in response to ever changing customer requirements and needs. The result: an unrivalled range of lintels to suit every application, backed up by a speedy and efficient specials service.

Naylor produce annually over 1 million metres of lintels. We specialise in major projects and since the 1960's have supplied many of Britain's most prestigious construction projects with our specialist ranges, including:

- Flats - including Canary Wharf tower
- Sports Stadia - including Wembley, Cardiff Millenium and the Olympic Stadium

## **Specifiers' Handbook**

This handbook has been prepared to assist in the specification of Naylor Lintels.

## **Nationwide Stockists**

Naylor Lintel Stockists are located throughout the UK to give back-up and local supply facilities to the end user.

As well as having stocks of over 100 standard sections of lintels, Naylor are also able to supply specials at short notice. Naylor Lintel Stockists are therefore offered an unrivalled range of prestressed concrete lintels for both industrial and commercial use.

## **Technical Services**

A free design and technical service is available and advice is given for particular requirements and applications. Lintel schedules and calculations can be provided from working drawings.

Naylor Lintels can be specified from the NBSPlus Clause F30:740.

Drawings may be e-mailed directly to:

**[technical@naylor.co.uk](mailto:technical@naylor.co.uk)**

# Features and Benefits

- **The widest range of any Prestressed Lintels available from one manufacturer in the UK**
- **A nationwide delivery service and nationwide prices, regardless of site destination**
- **Guaranteed quality and consistency**
- **Technical support and help to anywhere in the UK**
- **A simple pricing policy, you only pay per metre so there are no extra charges for a specific length**
- **All lintels are clearly marked, removing any risk on site that the wrong lintel might be built in**
- **Lintel Scheduling service available**
- **A Technical Hotline and Backup service**
- **All Lintels are a minimum 30 minutes Fire Resistance**

# Standards and Design

The design of Naylor Prestressed Lintels complies with BS8110:part 1: 1997: Section 4.

Naylor Lintels conform to BSEN845 part 2: 2013.

Materials used in the manufacture of Naylor Prestressed Lintels comply with BSEN206:2013 and BS8500-1:2015. The prestressing wire complies with BS5896:2012.

Naylor Lintels have a low water absorption and as a result of the quality controlled hi spec dense concrete mix used in their manufacture, they can be used underground providing that the ends of the units are encased in a minimum of 45mm of mortar to the ends of the reinforcing strands.

All Naylor Lintels are wet cast and have a concrete strength of 50 N/mm<sup>2</sup> and are suitable to accept fixings providing that the tendons contained inside the unit remain undamaged.

All Hi-Spec fire rated Lintels produced by Naylor Lintels comply with BS8110-2: 1985, Section 4 table 4.3.

All L-Strip are manufactured from steel complying with BSEN10025 with a minimum yield stress of 275N/mm<sup>2</sup>. Zinc coating is galvanised to BS2989z2. Stainless Steel L-Strip is also produced, conforming to grade 304:S15:BS1449: Part 2.

Naylor Concrete Products Ltd operate to Certified ISO 9001 quality assurance standards.

## Lengths

Naylor lintels are available in lengths from 600mm to 3600mm as standard. Longer and intermediate lengths are available on request.

## Load Bearing

Lintels are usually supplied with the following allowances for bearing at each end:

100mm for openings up to/including 1000mm  
150mm for openings up to/including 3000mm  
200mm for openings over 3000mm.

It is however, the responsibility of the building designer to ensure that these are sufficient to avoid over-stressing the masonry at the supports.

## Typical Projects

Typical projects where Naylor lintels are specified and used include:

- Hospitals
- Schools
- Nursing homes
- Sheltered and student accommodation
- Flats
- Offices
- Industrial developments
- Sports stadia

## Thermal Bridging

For further information on Thermal Bridging please contact the technical hotline.

## New Regulations

Implementation of the amendments to Parts E and L of the building regulations came into force in 2002. Amongst the new measures it is required that the thermal bridging and fabric insulation be improved (Part L) and the required Resistance to Sound Reverberation, especially at low frequencies, (Part E) be increased.

**Compliance with the new requirements can easily be achieved using our HI-SPEC range of Lintels and L-STRIP.**

# Less Stress with Prestressed

The allowable load carrying capacity (kN/m) of all concrete lintels is generally limited by the shear resistance of the cross section. All Naylor Lintels are manufactured as prestressed concrete sections giving several distinct advantages to the precast equivalent.

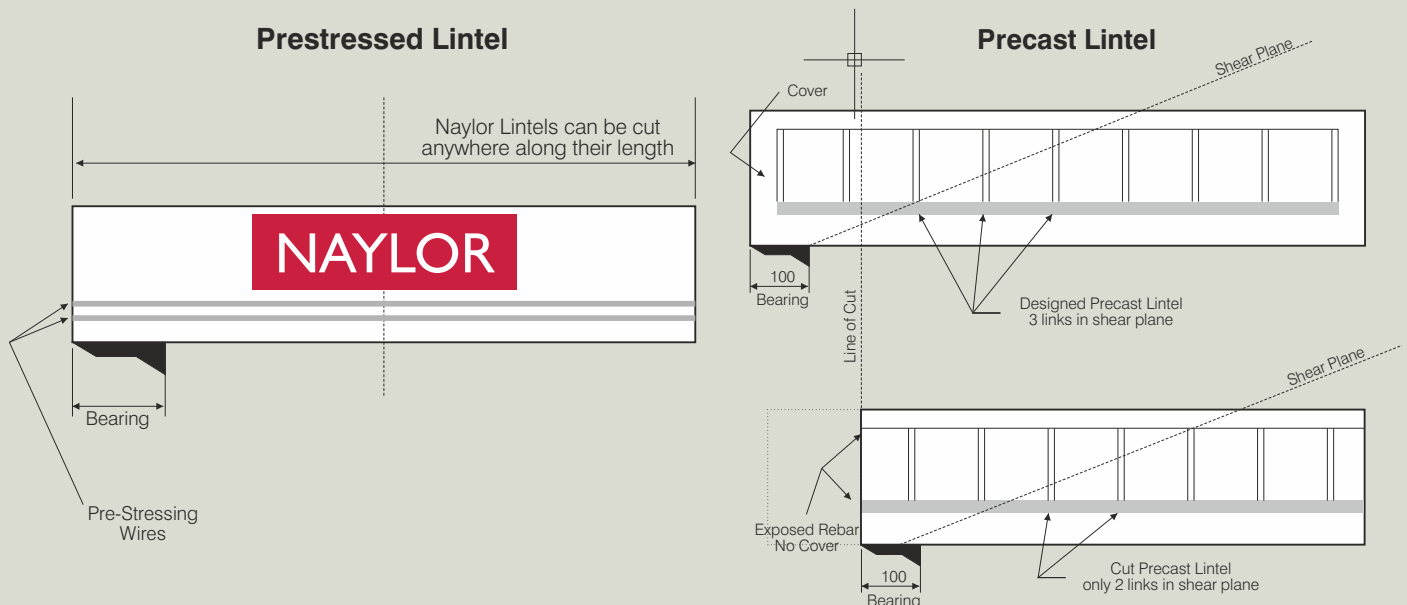
## Quality Assurance in Manufacture

- All Naylor Products are manufactured to an approved Quality Assurance procedure audited to ISO 9001.
- Naylor Lintels have an inherently high resistance to shear due to the prestressed nature of their manufacture. Unlike precast products, Naylor Lintel sections do not require shear reinforcement and rely entirely on the prestressing wires for structural capacity. The need for less components in a Naylor Lintel greatly reduces the possibility of error in manufacture.
- As the prestressing wires of a Naylor Lintel are tensioned in a fabricated steel mould to specific tolerances it is not possible for the structure wires to be misplaced or miss-aligned. This can occur in precast sections that rely on the placement of individual bars fixed with steel or plastic spacers often in timber moulds that have a limited manufacturing life.
- Unlike the precast equivalent, the internal reinforcement of a Naylor Lintel is not reliant on plastic or concrete spacers to ensure accurate and consistent cover to the reinforcement throughout the whole length of section.
- Fair-faced products specified to section F31 of the

National Building Specification (NBS) can prohibit the use of reinforcement spacers on visible faces. Meeting this required specification can realistically only be achieved using a Naylor prestressed lintel as the production method guarantees no spacers will be used.

## Versatility on Site

- With continuous prestressing strands, Naylor Lintels can be cut on site to suit ANY length without affecting the load-carrying capacity of the section.
- A precast lintel should not be cut on site for several reasons;
  - On-site cutting will compromise the internal reinforcement and result in no cover being provided to the end of the reinforcing bar which is not a problem with a prestressed section.
  - Cutting may compromise the shear reinforcement of a cross section and dramatically reduce the section capacity of certain loading conditions.
- Precast lintel sections therefore need to be ordered either to exact known lengths, not always possible when providing a take-off from un-dimensioned drawings. Alternatively, construction on site needs to be adapted to suit the length of section provided; this is often impracticable. Naylor Lintels carry a wide variety of stock lengths that can be cut to length on site, allowing inevitable site changes to be made without the need to delay the works and re-order specific non-stock lengths of precast lintels.



# Naylor Lintels Range

## Hi-Spec Range



All units are pre-stressed to ensure optimum performance and come with 30 minutes fire rating as standard. With a range of 18 different sections sizes and with lengths available from 450mm to 4800mm on certain sections sizes. Due to additives and concrete strength, these units are suitable for use below ground.

### Finish

An ex-steel mould finish and made from wet cast concrete. Possibility of small air holes on the surface, aggregate and concrete fines to bottom arrises. For use normally in plastered/rendered situations.

### Order/Specification Code

Use the Hi-Spec reference on our load tables (e.g. S5)

## Fair Faced Range



A range of lintels with the same performance and fire rating as the standard Hi-Spec range but with a smooth, consistent colour finish.

### Finish

Type C Fair Faced finish.

All corners and arrises and faces on the lintel are perfect.

### Order/Specification Code

Prefix the Hi-Spec reference with the word Faced (e.g. Faced S5)

## Fire-Spec Range



A range of lintels with enhanced fire resistance, 140mm wide units can achieve 90 minutes, 190mm and 215mm wide units can achieve 120 minutes fire resistance. All units comply with BS8110-2 1985, Section 4 table 4.3 and as a result have a slightly less load bearing capacity when compared with the Hi-Spec Range

### Finish

An ex-steel mould finish and made from wet cast concrete. May see small air holes on the surface and concrete fines to bottom arrises. For use normally in plastered situations. Not exposed situations.

### Order/Specification Code

Prefix Hi-Spec reference with the word Fire (e.g. Fire S5)

## Faced Fire Spec Range



A range of lintels with the same fire resistance properties as our Fire-Spec range but with the same finish as our Fair Faced units that are designed to be used in fair faced, paintgrade and blockwork situations.

### Finish

Type C Fair Faced finish.

All corners and arrises and face on the lintel are perfect.

### Order/Specification Code

Prefix Hi-Spec reference with the words Faced Fire (e.g. FacedFire S5)

## Ultra-Fire Spec Range



A range of lintels with an enhanced fire resistance. Due to the special coating applied, all sections can achieve 240 minute load bearing capability when subject to fire conditions.

### Finish

These lintels have a slightly different texture to concrete but are smooth. They can also be left natural but we would advise the use of a waterproof sealant to reduce surface dusting.

### Order/Specification code

As per the product range (e.g. Ultra-Fire 100-6, Ultra-Fire 100-9, Ultra-Fire 140-6, Ultra-Fire 140-9, Ultra-Fire 215-9.)

## Specials Service



A speedy and efficient service offering solutions to difficult site situations. Examples include; large and unusual shaped sections, lintels with inserts cast in and units with chamfers and notches. Individual performance calculations are available upon request.

**SPECIALS - To specify units please contact our technical/sales office.**


# Padstones

A full range of padstones are available with a strength that is a minimum of 50N/mm<sup>2</sup>. We have a large range of 29 sections available as standard stock items with an additional 6 L-shaped padstones. Specials can be made also at a competitive price and the quality assures you that the concrete will take any loads placed upon it.

### Padstone Section - (mm)

100 x 140 x 100	300 x 140 x 215	330 x 215 x 290
215 x 140 x 100	300 x 190 x 215	440 x 100 x 215
330 x 140 x 100	300 x 215 x 215	440 x 140 x 215
440 x 140 x 100	330 x 100 x 215	440 x 190 x 215
140 x 140 x 140	330 x 140 x 215	440 x 215 x 215
215 x 100 x 215	330 x 190 x 215	440 x 100 x 290
215 x 140 x 215	330 x 215 x 215	440 x 140 x 290
215 x 190 x 215	330 x 100 x 290	440 x 190 x 290
215 x 215 x 215	330 x 140 x 290	440 x 215 x 290
300 x 100 x 215	330 x 190 x 290	

## Padstone Range



### L-Shaped Padstone Section - (mm)

215/215 x 100 x 215	440/440 x 100 x 215
300/300 x 100 x 215	330/330 x 140 x 215
330/330 x 100 x 215	440/440 x 140 x 215



# Technical Terms

Explanations of  
Technical Data Sheet

## **MS**

Serviceability Moment of Resistance.

## **MU**

Ultimate Moment of Resistance.

## **MU/1.5**

Where separate values of live and dead loads are not known a partial safety factor may be used when checking against unfactored loads.

## **Limiting MR**

This is the lowest value of MS & MU/1.5. Used to generate load span tables.

## **VCO100**

Ultimate Shear Capacity of the section for 100mm Bearing.

## **VCO100/1.5**

Ultimate Shear Capacity divided by a partial safety factor for 100mm bearing.

## **VCO150**

Ultimate Shear Capacity of the section for 150mm bearing.

## **VCO150/1.5**

Ultimate Shear Capacity divided by a partial safety factor for 150mm bearing.

## **VCO200**

Ultimate Shear Capacity of the section for 200mm bearing.

## **VCO200/1.5**

Ultimate Shear Capacity divided by a partial safety factor for 200mm bearing.

## **Effective Depth**

Depth to centroid of strand(s) from top of lintel, used to determine effective span.

## **Self Weight**

Weight per linear metre of lintel.

## **(A)**

Allowable load calculated from Limiting MR minus self weight.

## **(B)**

Allowable load calculated from shear resistance with 100mm or 150mm bearing.

## **(C)**

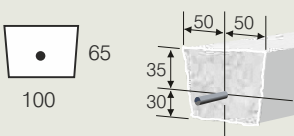
Allowable load derived from tests

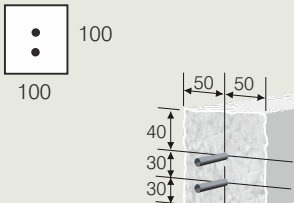
## **(D)**

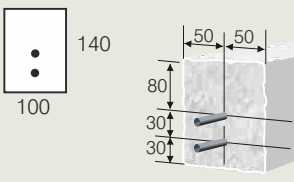
Lowest of (A), (B) or (C)

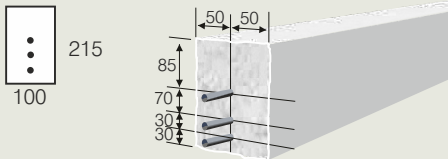




<h1>P100</h1>  <p>Dimensions: 100mm wide x 65mm high</p>				Load Table							
				Overall Length	Clear Span	Eff. Span	Allowable Load - kN/m				
			MR (A)	SR100 (B)	SR150 (B)	Test (C)	Limiting (D)				
Height	65mm	V <sub>CO</sub>	13.39 kN	900	700	735	12.97	24.12			12.97
Width	100mm	V <sub>CO 100/1.5</sub>	8.92 kN	1100	900	935	7.96				7.96
M <sub>s</sub>	0.886 kNm	V <sub>CO 150</sub>	14.51 kN	1200	1000	1035	6.47				6.47
M <sub>u</sub>	1.437 kNm	V <sub>CO 150/1.5</sub>	9.68 kN	1500	1200	1235	4.50		15.52		4.50
M <sub>u/1.5</sub>	0.958 kNm	Effective Depth	35mm	1800	1500	1535	2.86				2.86
Limiting M <sub>r</sub>	0.886 kNm	Self Weight	15.6 kg/m	2100	1800	1835	1.95				1.95
				2400	2100	2135	1.40			1.21	1.40
				2700	2400						
				3000	2700						
				3300	3000						
				3600	3200						

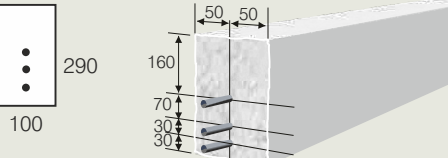
<h1>S4</h1> <p>Also FacedS4</p>  <p>Dimensions: 100mm wide x 100mm high</p>				Load Table							
				Overall Length	Clear Span	Eff. Span	Allowable Load - kN/m				
			MR (A)	SR100 (B)	SR150 (B)	Test (C)	Limiting (D)				
Height	100mm	V <sub>CO</sub>	22.63 kN	900	700	755	31.51	39.73		18.00	18.00
Width	100mm	V <sub>CO 100/1.5</sub>	15.09 kN	1100	900	955	19.61	31.36		14.20	14.20
M <sub>s</sub>	2.262 kNm	V <sub>CO 150</sub>	24.40 kN	1200	1000	1055	16.02			12.80	12.20
M <sub>u</sub>	4.053 kNm	V <sub>CO 150/1.5</sub>	16.27 kN	1500	1200	1255	11.25		25.69		11.25
M <sub>u/1.5</sub>	2.702 kNm	Effective Depth	55mm	1800	1500	1555	7.25				7.25
Limiting M <sub>r</sub>	2.262 kNm	Self Weight	24 kg/m	2100	1800	1855	5.02				5.02
				2400	2100	2155	3.66				3.66
				2700	2400	2455	2.77				2.77
				3000	2700	2744	2.15				2.15
				3300	3000						
				3600	3200						

<h1>R6</h1> <p>Also FacedR6</p>  <p>Dimensions: 100mm wide x 140mm high</p>				Load Table							
				Overall Length	Clear Span	Eff. Span	Allowable Load - kN/m				
			MR (A)	SR100 (B)	SR150 (B)	Test (C)	Limiting (D)				
Height	140mm	V <sub>CO</sub>	29.35 kN	900	700	795	65.25	48.90			48.90
Width	100mm	V <sub>CO 100/1.5</sub>	19.57 kN	1100	900	995	41.53	39.00			39.00
M <sub>s</sub>	5.499 kNm	V <sub>CO 150</sub>	31.13 kN	1200	1000	1095	34.23	35.41			34.23
M <sub>u</sub>	7.772 kNm	V <sub>CO 150/1.5</sub>	20.76 kN	1500	1200	1295	24.38		31.73		24.38
M <sub>u/1.5</sub>	5.181 kNm	Effective Depth	95mm	1800	1500	1595	15.96				15.96
Limiting M <sub>r</sub>	5.181 kNm	Self Weight	33.6 kg/m	2100	1800	1895	11.21				11.21
				2400	2100	2195	8.27				8.27
				2700	2400	2495	6.32				6.32
				3000	2700	2795	4.97				4.97
				3300	3000	3095	3.99				3.99
				3600	3200	3295	3.48				3.48

<h1>R9</h1> Also <b>FacedR9</b> 				Load Table							
				Overall Length	Clear Span	Eff. Span	Allowable Load - kN/m				Limiting (D)
			MR (A)	SR100 (B)	SR150 (B)	Test (C)					
900	700	800	154.43	78.18			78.18				
1100	900	1000	98.65	62.44			62.44				
1200	1000	1100	81.44	56.72			56.72				
1500	1200	1341.67	54.57		48.57		48.57				
1800	1500	1641.67	36.27		39.60		36.27				
2100	1800	1941.67	25.78				25.78				
2400	2100	2241.67	19.21				19.21				
2700	2400	2541.67	14.83				14.83				
3000	2700	2841.67	11.76				11.76				
3300	3000	3141.67	9.53				9.53				
3600	3200	3341.67	8.36				8.36				

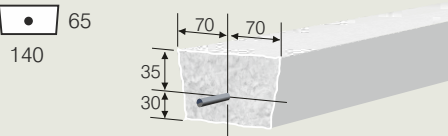
Dimensions: 100mm wide x 215mm high

Section Properties			
Height	215mm	V <sub>CO</sub>	47.22 kN
Width	100mm	V <sub>CO 100/1.5</sub>	31.48 kN
M <sub>s</sub>	12.396 kNm	V <sub>CO 150</sub>	49.39 kN
M <sub>u</sub>	23.867 kNm	V <sub>CO 150/1.5</sub>	32.93 kN
M <sub>U/1.5</sub>	15.912 kNm	Effective Depth	141.67mm
Limiting M <sub>r</sub>	12.396 kNm	Self Weight	52 kg/m

<h1>R12</h1> Also <b>FacedR12</b> 				Load Table							
				Overall Length	Clear Span	Eff. Span	Allowable Load - kN/m				Limiting (D)
			MR (A)	SR100 (B)	SR150 (B)	Test (C)					
900	700	800	255.61	100.05			100.05				
1100	900	1000	163.34	79.90			79.90				
1200	1000	1100	134.87	72.53			72.53				
1500	1200	1350	89.31		60.85		60.85				
1800	1500	1650	59.55		49.66		49.65				
2100	1800	1950	42.44		41.91		41.91				
2400	2100	2250	31.70		36.23		31.70				
2700	2400	2550	24.53				24.53				
3000	2700	2850	19.49				19.49				
3300	3000	3150	15.83				15.83				
3600	3200	3400	13.49				13.49				

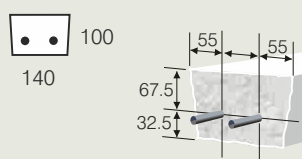
Dimensions: 100mm wide x 290mm high

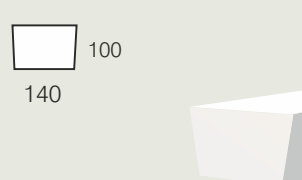
Section Properties			
Height	290mm	V <sub>CO</sub>	60.45 kN
Width	100mm	V <sub>CO 100/1.5</sub>	40.30 kN
M <sub>s</sub>	20.505 kNm	V <sub>CO 150</sub>	62.33 kN
M <sub>u</sub>	37.237 kNm	V <sub>CO 150/1.5</sub>	41.55 kN
M <sub>U/1.5</sub>	24.825 kNm	Effective Depth	205mm
Limiting M <sub>r</sub>	20.505 kNm	Self Weight	69 kg/m

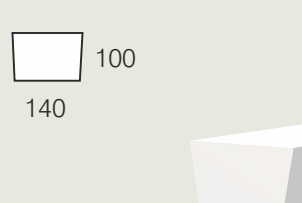
<h1>P140</h1> 				Load Table							
				Overall Length	Clear Span	Eff. Span	Allowable Load - kN/m				Limiting (D)
			MR (A)	SR100 (B)	SR150 (B)	Test (C)					
900	700	735	15.01	31.13			15.01				
1100	900	935	9.19				9.19				
1200	1000	1035	7.46				7.46				
1500	1200	1235	5.18				5.18				
1800	1500	1535	3.28				3.28				
2100	1800	1835	2.23				2.23				
2400	2100	2135	1.59				1.59				

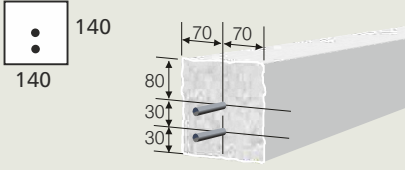
Dimensions: 140mm wide x 65mm high

Section Properties			
Height	65mm	V <sub>CO</sub>	17.27 kN
Width	140mm	V <sub>CO 100/1.5</sub>	11.52 kN
M <sub>s</sub>	1.028 kNm	V <sub>CO 150</sub>	18.58 kN
M <sub>u</sub>	1.739 kNm	V <sub>CO 150/1.5</sub>	12.39 kN
M <sub>U/1.5</sub>	1.160 kNm	Effective Depth	35mm
Limiting M <sub>r</sub>	1.028 kNm	Self Weight	21.84 kg/m

<h1>R3</h1> Also <b>FacedR3</b> 				Load Table				
				Overall Length	Clear Span	Eff. Span	Allowable Load - kN/m	
			MR (A)	SR100 (B)	SR150 (B)	Test (C)	Limiting (D)	
Dimensions: 140mm wide x 100mm high	900	700	767.5	52.71	49.17		49.17	
<b>Section Properties</b>	1100	900	967.5	33.04	38.94		33.04	
Height	100mm	V <sub>CO</sub>	28.51 kN	1200	1000	1067.5	27.08	
Width	140mm	V <sub>CO 100/1.5</sub>	19.00 kN	1500	1200	1267.5	19.11	
Ms	3.906 kNm	V <sub>CO 150</sub>	30.52 kN	1800	1500	1567.5	12.38	
Mu	6.757 kNm	V <sub>CO 150/1.5</sub>	20.34 kN	2100	1800	1867.5	8.62	
MU/1.5	4.505 kNm	Effective Depth	67.5mm	2400	2100	2167.5	6.31	
Limiting Mr	3.906 kNm	Self Weight	34 kg/m	2700	2400	2467.5	4.79	
				3000	2700	2767.5	3.74	
				3300	3000			
				3600	3200			


<h1>R3</h1> Also <b>FireR3 FacedFireR3 1.0 Hr</b> 				Load Table				
				Overall Length	Clear Span	Eff. Span	Allowable Load - kN/m	
			MR (A)	SR100 (B)	SR150 (B)	Test (C)	Limiting (D)	
Dimensions: 140mm wide x 100mm high	900	700	755	40.72	51.21		33.00	
<b>Section Properties</b>	1100	900	955	25.32			25.32	
Height	100mm	V <sub>CO</sub>	29.19 kN	1200	1000	1055	20.69	
Width	140mm	V <sub>CO 100/1.5</sub>	19.46 kN	1500	1200	1255	14.52	
Ms	2.926 kNm	V <sub>CO 150</sub>	31.30 kN	1800	1500	1555	9.34	
Mu	4.916 kNm	V <sub>CO 150/1.5</sub>	20.87 kN	2100	1800	1855	6.46	
MU/1.5	3.277 kNm	Effective Depth	55mm	2400	2100	2155	4.70	
Limiting Mr	2.926 kNm	Self Weight	34 kg/m	2700	2400	2455	3.54	
				3000	2700	2755	2.74	
				3300	3000			
				3600	3200			

<h1>R3</h1> Also <b>FireR3 FacedFireR3 1.5 Hr</b> 				Load Table				
				Overall Length	Clear Span	Eff. Span	Allowable Load - kN/m	
			MR (A)	SR100 (B)	SR150 (B)	Test (C)	Limiting (D)	
Dimensions: 140mm wide x 100mm high	900	700	740	20.92	44.09		20.92	
<b>Section Properties</b>	1100	900	940	12.83			12.83	
Height	100mm	V <sub>CO</sub>	24.66 kN	1200	1000	1040	10.42	
Width	140mm	V <sub>CO 100/1.5</sub>	16.44 kN	1500	1200	1240	7.23	
Ms	1.455 kNm	V <sub>CO 150</sub>	26.06 kN	1800	1500	1540	4.57	
Mu		V <sub>CO 150/1.5</sub>	17.37 kN	2100	1800	1840	3.10	
MU/1.5		Effective Depth	40mm	2400	2100	2140	2.20	
Limiting Mr	1.455 kNm	Self Weight	34 kg/m	2700	2400	2440	1.61	
				3000	2700	2740	1.21	
				3300	3000			
				3600	3200			

<h1>S5</h1> Also <b>FacedS5</b> 				<b>Load Table</b>				
				Overall Length	Clear Span	Eff. Span	Allowable Load - kN/m	
			MR (A)	SR100 (B)	SR150 (B)	Test (C)	Limiting (D)	
900	700	795	79.89	63.32		58.05	58.05	
1100	900	995	50.83	50.50		42.17	42.17	
1200	1000	1095	41.89	45.84		36.52	36.52	
1500	1200	1295	29.81			27.35	27.35	
1800	1500	1595	19.49			19.20	19.20	
2100	1800	1895	13.67				13.67	
2400	2100	2195	10.07				10.07	
2700	2400	2495	7.68				7.68	
3000	2700	2795	6.03				6.03	
3300	3000	3095	4.83				4.83	
3600	3200	3295	4.20				4.20	


Dimensions: 140mm wide x 140mm high

Section Properties			
Height	140mm	V <sub>CO</sub>	38.04 kN
Width	140mm	V <sub>CO 100/1.5</sub>	25.36 kN
M <sub>s</sub>	6.349 kNm	V <sub>CO 150</sub>	40.14 kN
M <sub>u</sub>	11.976 kNm	V <sub>CO 150/1.5</sub>	26.76 kN
M <sub>u/1.5</sub>	7.984 kNm	Effective Depth	95mm
Limiting M <sub>R</sub>	6.349 kNm	Self Weight	47 kg/m

<h1>S5</h1> Also <b>FireS5</b> <b>FacedFireS5</b> 1.0 Hr 				<b>Load Table</b>				
				Overall Length	Clear Span	Eff. Span	Allowable Load - kN/m	
			MR (A)	SR100 (B)	SR150 (B)	Test (C)	Limiting (D)	
900	700	795	79.89	63.32		53.04	53.04	
1100	900	995	50.83	50.50		39.75	39.75	
1200	1000	1095	41.89	45.84		35.12	35.12	
1500	1200	1295	29.81			28.10	28.10	
1800	1500	1595	19.49				19.49	
2100	1800	1895	13.67				13.67	
2400	2100	2195	10.07				10.07	
2700	2400	2495	7.68				7.68	
3000	2700	2795	6.03				6.03	
3300	3000	3095	4.83				4.83	
3600	3200	3295	4.20				4.20	

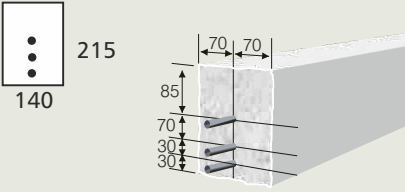
Dimensions: 140mm wide x 140mm high


Section Properties			
Height	140mm	V <sub>CO</sub>	38.04 kN
Width	140mm	V <sub>CO 100/1.5</sub>	25.36 kN
M <sub>s</sub>	6.349 kNm	V <sub>CO 150</sub>	40.14 kN
M <sub>u</sub>	11.976 kNm	V <sub>CO 150/1.5</sub>	26.76 kN
M <sub>u/1.5</sub>	7.984 kNm	Effective Depth	95mm
Limiting M <sub>R</sub>	6.349 kNm	Self Weight	47 kg/m


<h1>S5</h1> Also <b>FireS5</b> <b>FacedFireS5</b> 1.5 Hr 				<b>Load Table</b>				
				Overall Length	Clear Span	Eff. Span	Allowable Load - kN/m	
			MR (A)	SR100 (B)	SR150 (B)	Test (C)	Limiting (D)	
900	700	780	44.81	55.58			44.81	
1100	900	980	28.21				28.21	
1200	1000	1080	23.15				23.15	
1500	1200	1280	16.34				16.34	
1800	1500	1580	10.56				10.56	
2100	1800	1880	7.32				7.32	
2400	2100	2180	5.32				5.32	
2700	2400	2480	4.00				4.00	
3000	2700	2780	3.09				3.09	
3300	3000	3080	2.43				2.43	
3600	3200	3280	2.09				2.09	

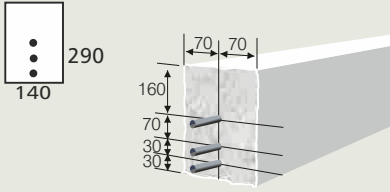
Dimensions: 140mm wide x 140mm high

Section Properties			
Height	140mm	V <sub>CO</sub>	32.80 kN
Width	140mm	V <sub>CO 100/1.5</sub>	21.86 kN
M <sub>s</sub>	3.444 kNm	V <sub>CO 150</sub>	34.18 kN
M <sub>u</sub>	5.989 kNm	V <sub>CO 150/1.5</sub>	22.79 kN
M <sub>u/1.5</sub>	3.993 kNm	Effective Depth	80mm
Limiting M <sub>R</sub>	3.444 kNm	Self Weight	47 kg/m

<h1>R8</h1> <p>Also <b>FacedR8</b></p>  <p>Dimensions: 140mm wide x 215mm high</p>				<b>Load Table</b>				
				Overall Length	Clear Span	Eff. Span	Allowable Load - kN/m	
Height	215mm	V <sub>CO</sub>	60.79 kN	MR (A)	SR <sub>100</sub> (B)	SR <sub>150</sub> (B)	Test (C)	Limiting (D)
Width	140mm	V <sub>CO 100/1.5</sub>	40.52 kN	177.51	100.57			100.57
Ms	14.259 kNm	V <sub>CO 150</sub>	40.14 kN	113.35	80.31			80.31
Mu	25.71 kNm	V <sub>CO 150/1.5</sub>	63.35 kN	93.55	72.95			72.95
Mu/1.5	17.14 kNm	Effective Depth	141.67mm			62.22		62.22
Limiting MR	14.259 kNm	Self Weight	72 kg/m	1800	1500	1641.67		41.60
				2100	1800	1941.67		29.53
				2400	2100	2241.67		21.97
				2700	2400	2541.67		16.93
				3000	2700	2841.67		13.40
				3300	3000	3141.67		10.83
				3600	3200	3341.67		9.49


<h1>R8</h1> <p>Also <b>FireR8 FacedFireR8 1.0 Hr</b></p>  <p>Dimensions: 140mm wide x 215mm high</p>				<b>Load Table</b>				
				Overall Length	Clear Span	Eff. Span	Allowable Load - kN/m	
Height	215mm	V <sub>CO</sub>	60.79 kN	MR (A)	SR <sub>100</sub> (B)	SR <sub>150</sub> (B)	Test (C)	Limiting (D)
Width	140mm	V <sub>CO 100/1.5</sub>	40.52 kN	177.51	100.57			100.57
Ms	14.259 kNm	V <sub>CO 150</sub>	40.14 kN	113.35	80.31			80.31
Mu	25.71 kNm	V <sub>CO 150/1.5</sub>	63.35 kN	93.55	72.95		70.84	70.84
Mu/1.5	17.14 kNm	Effective Depth	141.67mm				40.26	40.26
Limiting MR	14.259 kNm	Self Weight	72 kg/m	1800	1500	1641.67		39.60
				2100	1800	1941.67		26.60
				2400	2100	2241.67		21.97
				2700	2400	2541.67		16.93
				3000	2700	2841.67		13.40
				3300	3000	3141.67		10.83
				3600	3200	3341.67		9.49

<h1>R8</h1> <p>Also <b>FireR8 FacedFireR8 1.5 Hr</b></p>  <p>Dimensions: 140mm wide x 215mm high</p>				<b>Load Table</b>				
				Overall Length	Clear Span	Eff. Span	Allowable Load - kN/m	
Height	215mm	V <sub>CO</sub>	61.35 kN	MR (A)	SR <sub>100</sub> (B)	SR <sub>150</sub> (B)	Test (C)	Limiting (D)
Width	140mm	V <sub>CO 100/1.5</sub>	40.90 kN	152.49	101.52			101.52
Ms	12.257 kNm	V <sub>CO 150</sub>	63.95 kN	97.33	81.07			81.07
Mu	20.619 kNm	V <sub>CO 150/1.5</sub>	42.63 kN	80.31	73.64			73.64
Mu/1.5	13.746 kNm	Effective Depth	126.67mm			63.73		54.98
Limiting MR	12.257 kNm	Self Weight	73 kg/m	1800	1500	1626.67		36.33
				2100	1800	1926.67		25.69
				2400	2100	2226.67		19.05
				2700	2400	2526.67		14.63
				3000	2700	2826.67		11.56
				3300	3000	3126.67		9.30
				3600	3200	3326.67		8.13

<h1>R11</h1> Also <b>FacedR11</b> 				Load Table				
				Overall Length	Clear Span	Eff. Span	Allowable Load - kN/m	
			MR (A)	SR100 (B)	SR150 (B)	Test (C)	Limiting (D)	
	900	700	800	310.13	128.00		128.00	
	1100	900	1000	198.13	102.20		102.20	
	1200	1000	1100	163.58	98.82		98.82	
	1500	1200	1350	108.27		77.58	77.58	
	1800	1500	1650	72.16		63.30	63.30	
	2100	1800	1950	51.38			51.38	
	2400	2100	2250	38.35			38.35	
	2700	2400	2550	29.64			29.64	
	3000	2700	2850	23.53			23.53	
	3300	3000	3150	19.09			19.09	
	3600	3200	3400	16.25			16.25	


Dimensions: 140mm wide x 290mm high

Section Properties			
Height	290mm	V <sub>CO</sub>	77.39 kN
Width	140mm	V <sub>CO 100/1.5</sub>	51.59 kN
M <sub>s</sub>	24.889 kNm	V <sub>CO 150</sub>	79.54 kN
M <sub>u</sub>	47.725 kNm	V <sub>CO 150/1.5</sub>	53.03 kN
M <sub>u/1.5</sub>	31.817 kNm	Effective Depth	216.67m
Limiting M <sub>r</sub>	24.889 kNm	Self Weight	97.4 kg/m

<h1>R11</h1> Also <b>FireR11</b> <b>FacedFireR11</b> 1.0 Hr 				Load Table				
				Overall Length	Clear Span	Eff. Span	Allowable Load - kN/m	
			MR (A)	SR100 (B)	SR150 (B)	Test (C)	Limiting (D)	
	900	700	800	310.13	128.00		128.00	
	1100	900	1000	198.13	102.20		102.20	
	1200	1000	1100	163.58	98.82		98.82	
	1500	1200	1350	108.27		74.10	74.10	
	1800	1500	1650	72.16		58.60	58.60	
	2100	1800	1950	51.38		47.96	47.96	
	2400	2100	2250	38.35			38.35	
	2700	2400	2550	29.64			29.64	
	3000	2700	2850	23.53			23.53	
	3300	3000	3150	19.09			19.09	
	3600	3200	3400	16.25			16.25	

Dimensions: 140mm wide x 290mm high

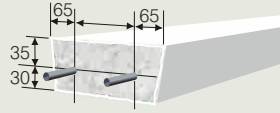
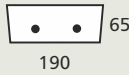
Section Properties			
Height	290mm	V <sub>CO</sub>	77.39 kN
Width	140mm	V <sub>CO 100/1.5</sub>	51.59 kN
M <sub>s</sub>	24.889 kNm	V <sub>CO 150</sub>	79.54 kN
M <sub>u</sub>	47.725 kNm	V <sub>CO 150/1.5</sub>	53.03 kN
M <sub>u/1.5</sub>	31.817 kNm	Effective Depth	216.67m
Limiting M <sub>r</sub>	24.889 kNm	Self Weight	97.4 kg/m

<h1>R11</h1> Also <b>FireR11</b> <b>FacedFireR11</b> 1.5 Hr 				Load Table				
				Overall Length	Clear Span	Eff. Span	Allowable Load - kN/m	
			MR (A)	SR100 (B)	SR150 (B)	Test (C)	Limiting (D)	
	900	700	800	285.78	129.32		129.32	
	1100	900	1000	182.55	103.26		103.26	
	1200	1000	1100	150.70	93.78		93.78	
	1500	1200	1350	99.72		78.41	78.41	
	1800	1500	1650	66.43		63.98	63.98	
	2100	1800	1950	47.29			47.29	
	2400	2100	2250	35.26			35.26	
	2700	2400	2550	27.25			27.25	
	3000	2700	2850	21.62			21.62	
	3300	3000	3150	17.52			17.52	
	3600	3200	3400	14.90			14.90	

Dimensions: 140mm wide x 290mm high

Section Properties			
Height	290mm	V <sub>CO</sub>	78.18 kN
Width	140mm	V <sub>CO 100/1.5</sub>	52.12 kN
M <sub>s</sub>	22.941 kNm	V <sub>CO 150</sub>	80.39 kN
M <sub>u</sub>	43.377 kNm	V <sub>CO 150/1.5</sub>	53.59 kN
M <sub>u/1.5</sub>	28.918 kNm	Effective Depth	200mm
Limiting M <sub>r</sub>	22.941 kNm	Self Weight	97.4 kg/m

# P190



Dimensions: 190mm wide x 65mm high

## Section Properties

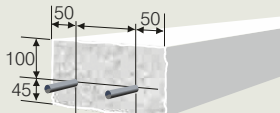
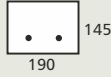
Height	65mm	V <sub>CO</sub>	25.75 kN
Width	190mm	V <sub>CO 100/1.5</sub>	17.17 kN
M <sub>s</sub>	1.732 kNm	V <sub>CO 150</sub>	27.95 kN
M <sub>U</sub>	2.780 kNm	V <sub>CO 150/1.5</sub>	18.63 kN
M <sub>U/1.5</sub>	1.853 kNm	Effective Depth	35mm
Limiting M <sub>R</sub>	1.732 kNm	Self Weight	29.64 kg/m

## Load Table

Overall Length	Clear Span	Eff. Span	MR (A)	Allowable Load - kN/m			
				SR100 (B)	SR150 (B)	Test (C)	Limiting (D)
900	700	735	25.36	46.42		21.40	21.40
1100	900	935	15.56				15.56
1200	1000	1035	12.65				12.65
1500	1200	1235	8.80				8.80
1800	1500	1535	5.59				5.59
2100	1800	1835	3.83				3.83
2400	2100	2135	2.75				2.75

# R2

Also **FacedR2**



Dimensions: 190mm wide x 145mm high

## Section Properties

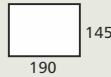
Height	145mm	V <sub>CO</sub>	49.51 kN
Width	190mm	V <sub>CO 100/1.5</sub>	33.01 kN
M <sub>s</sub>	7.681 kNm	V <sub>CO 150</sub>	51.90 kN
M <sub>U</sub>	14.502 kNm	V <sub>CO 150/1.5</sub>	34.60 kN
M <sub>U/1.5</sub>	9.968 kNm	Effective Depth	100mm
Limiting M <sub>R</sub>	7.681 kNm	Self Weight	66 kg/m

## Load Table

Overall Length	Clear Span	Eff. Span	MR (A)	Allowable Load - kN/m			
				SR100 (B)	SR150 (B)	Test (C)	Limiting (D)
900	700	800	95.35	81.86			81.86
1100	900	1000	60.78				60.78
1200	1000	1100	50.12				50.12
1500	1200	1300	35.69				35.69
1800	1500	1600	23.34				23.34
2100	1800	1900	16.36				16.36
2400	2100	2200	12.03				12.03
2700	2400	2500	9.17				9.17
3000	2700	2800	7.17				7.17
3300	3000	3100	5.73				5.73
3600	3200	3300	4.98				4.98

# R2

Also **FireR2 and FacedFireR2**  
1.0 Hr



Dimensions: 190mm wide x 145mm high

## Section Properties

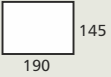
Height	145mm	V <sub>CO</sub>	49.51 kN
Width	190mm	V <sub>CO 100/1.5</sub>	33.01 kN
M <sub>s</sub>	7.681 kNm	V <sub>CO 150</sub>	51.90 kN
M <sub>U</sub>	14.502 kNm	V <sub>CO 150/1.5</sub>	34.60 kN
M <sub>U/1.5</sub>	9.968 kNm	Effective Depth	100mm
Limiting M <sub>R</sub>	7.681 kNm	Self Weight	66 kg/m

## Load Table

Overall Length	Clear Span	Eff. Span	MR (A)	Allowable Load - kN/m			
				SR100 (B)	SR150 (B)	Test (C)	Limiting (D)
900	700	800	95.35	81.86			81.86
1100	900	1000	60.78				60.78
1200	1000	1100	50.12				50.12
1500	1200	1300	35.69				35.69
1800	1500	1600	23.34				23.34
2100	1800	1900	16.36				16.36
2400	2100	2200	12.03				12.03
2700	2400	2500	9.17				9.17
3000	2700	2800	7.17				7.17
3300	3000	3100	5.73				5.73
3600	3200	3300	4.98				4.98

# R2

Also **FireR2 and FacedFireR2**  
1.5 Hr



Dimensions: 190mm wide x 145mm high

## Section Properties


Height	145mm	V <sub>CO</sub>	49.96 kN
Width	190mm	V <sub>CO 100/1.5</sub>	33.30 kN
M <sub>s</sub>	6.257 kNm	V <sub>CO 150</sub>	52.41 kN
M <sub>U</sub>	11.853 kNm	V <sub>CO 150/1.5</sub>	34.93 kN
M <sub>U/1.5</sub>	7.902 kNm	Effective Depth	85mm
Limiting M <sub>R</sub>	6.257 kNm	Self Weight	66 kg/m

## Load Table

Overall Length	Clear Span	Eff. Span	MR (A)	Allowable Load - kN/m			
				SR100 (B)	SR150 (B)	Test (C)	Limiting (D)
900	700	785	80.56				80.56
1100	900	985	50.93				50.93
1200	1000	1085	41.85				41.85
1500	1200	1285	29.65				29.65
1800	1500	1585	19.26				19.26
2100	1800	1885	13.42				13.42
2400	2100	2185	9.82				9.82
2700	2400	2485	7.44				7.44
3000	2700	2785	5.79				5.79
3300	3000	3085	4.59				4.59
3600	3200	3285	3.97				3.97

# R2

Also **FireR2 and FacedFireR2**  
2.0 Hr



Dimensions: 190mm wide x 145mm high

## Section Properties

Height	145mm	V <sub>CO</sub>	50.07 kN
Width	190mm	V <sub>CO 100/1.5</sub>	33.38 kN
M <sub>s</sub>	4.667 kNm	V <sub>CO 150</sub>	52.53 kN
M <sub>U</sub>	-	V <sub>CO 150/1.5</sub>	35.02 kN
M <sub>U/1.5</sub>	-	Effective Depth	70mm
Limiting M <sub>R</sub>	4.667 kNm	Self Weight	66 kg/m

## Load Table

Overall Length	Clear Span	Eff. Span	MR (A)	Allowable Load - kN/m			
				SR100 (B)	SR150 (B)	Test (C)	Limiting (D)
900	700	770	62.31				62.31
1100	900	970	39.02				39.02
1200	1000	1070	31.94				31.94
1500	1200	1270	22.48				22.48
1800	1500	1570	14.48				14.48
2100	1800	1870	10.01				10.01
2400	2100	2170	7.26				7.26
2700	2400	2470	5.45				5.45
3000	2700	2770	4.20				4.20
3300	3000	3070	3.30				3.30
3600	3200	3270	2.83				2.83

<h1>R190</h1> <p>Also <b>FacedR190</b></p> <p>Dimensions: 190mm wide x 215mm high</p>				<b>Load Table</b>							
				Overall Length	Clear Span	Eff. Span	Allowable Load - kN/m				Limiting (D)
			MR (A)	SR100 (B)	SR150 (B)	Test (C)					
900	700	800	200.53	126.49				126.49			
1100	900	1000	127.98	101.00				101.00			
1200	1000	1100	105.60	91.72				91.72			
1500	1200	1341.67	70.66					70.66			
1800	1500	1641.67	46.87					46.87			
2100	1800	1941.67	33.22					33.22			
2400	2100	2241.67	24.68					24.68			
2700	2400	2541.67	18.98					18.98			
3000	2700	2841.67	14.99					14.99			
3300	3000	3141.67	12.08					12.08			
3600	3200	3341.67	10.56					10.56			

<h1>R190</h1> <p>Also <b>FireR190</b> <b>FacedFireR190</b> 1.0 Hr</p> <p>Dimensions: 190mm wide x 215mm high</p>				<b>Load Table</b>							
				Overall Length	Clear Span	Eff. Span	Allowable Load - kN/m				Limiting (D)
			MR (A)	SR100 (B)	SR150 (B)	Test (C)					
900	700	800	200.53	126.49		114.50		114.50			
1100	900	1000	127.98	101.00		91.80		91.80			
1200	1000	1100	105.60	91.72		83.38		83.38			
1500	1200	1341.67	70.66			67.66		67.66			
1800	1500	1641.67	46.87					46.87			
2100	1800	1941.67	33.22					33.22			
2400	2100	2241.67	24.68					24.68			
2700	2400	2541.67	18.98					18.98			
3000	2700	2841.67	14.99					14.99			
3300	3000	3141.67	12.08					12.08			
3600	3200	3341.67	10.56					10.56			

<h1>R190</h1> <p>Also <b>FireR190</b> <b>FacedFireR190</b> 1.5 Hr</p> <p>Dimensions: 190mm wide x 215mm high</p>				<b>Load Table</b>							
				Overall Length	Clear Span	Eff. Span	Allowable Load - kN/m				Limiting (D)
			MR (A)	SR100 (B)	SR150 (B)	Test (C)					
900	700	800	200.53	126.49		113.40		113.40			
1100	900	1000	127.98	101.00		90.50		90.50			
1200	1000	1100	105.60	91.72		82.00		82.00			
1500	1200	1341.67	70.66			66.20		66.20			
1800	1500	1641.67	46.87					46.87			
2100	1800	1941.67	33.22					33.22			
2400	2100	2241.67	24.68					24.68			
2700	2400	2541.67	18.98					18.98			
3000	2700	2841.67	14.99					14.99			
3300	3000	3141.67	12.08					12.08			
3600	3200	3341.67	10.56					10.56			

<h1>R190</h1> <p>Also <b>FireR190</b> <b>FacedFireR190</b> 2.0 Hr</p> <p>Dimensions: 190mm wide x 215mm high</p>				<b>Load Table</b>							
				Overall Length	Clear Span	Eff. Span	Allowable Load - kN/m				Limiting (D)
			MR (A)	SR100 (B)	SR150 (B)	Test (C)					
900	700	800	182.67	126.49		121.36		121.36			
1100	900	1000	116.55	101.00		95.16		95.16			
1200	1000	1100	96.15	91.72		85.70		85.70			
1500	1200	1331.67	65.29					65.29			
1800	1500	1631.67	43.16					43.16			
2100	1800	1931.67	30.51					30.51			
2400	2100	2231.67	22.61					22.61			
2700	2400	2531.67	17.35					17.35			
3000	2700	2831.67	13.67					13.67			
3300	3000	3131.67	11.00					11.00			
3600	3200	3331.67	9.60					9.60			



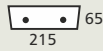
<h1>R13</h1> <p>Also <b>FacedR13</b></p> <p>Dimensions: 190mm wide x 290mm high</p>				<b>Load Table</b>				
				Overall Length	Clear Span	Eff. Span	Allowable Load - kN/m	
			MR (A)	SR100 (B)	SR150 (B)	Test (C)	Limiting (D)	
	900	700	800	343.65	162.20		162.20	
	1100	900	1000	219.46	129.49		129.49	
	1200	1000	1100	181.14	117.60		117.60	
	1500	1200	1350	119.82		97.99	97.99	
	1800	1500	1650	79.77			79.77	
	2100	1800	1950	56.74			56.74	
	2400	2100	2250	42.28			42.28	
	2700	2400	2550	32.63			32.63	
	3000	2700	2850	25.85			25.85	
	3300	3000	3150	20.92			20.92	
	3600	3200	3400	17.77			17.77	

<h1>R13</h1> <p>Also <b>FireR13</b> <b>FacedFireR13</b> 1.0 Hr</p> <p>Dimensions: 190mm wide x 290mm high</p>				<b>Load Table</b>				
				Overall Length	Clear Span	Eff. Span	Allowable Load - kN/m	
			MR (A)	SR100 (B)	SR150 (B)	Test (C)	Limiting (D)	
	900	700	800	343.65	162.20		162.20	
	1100	900	1000	219.46	129.49		129.49	
	1200	1000	1100	181.14	117.60		117.60	
	1500	1200	1350	119.82		97.99	97.99	
	1800	1500	1650	79.77			79.77	
	2100	1800	1950	56.74			56.74	
	2400	2100	2250	42.28			42.28	
	2700	2400	2550	32.63			32.63	
	3000	2700	2850	25.85			25.85	
	3300	3000	3150	20.92			20.92	
	3600	3200	3400	17.77			17.77	

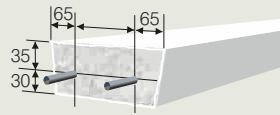
<h1>R13</h1> <p>Also <b>FireR13</b> <b>FacedFireR13</b> 1.5 Hr</p> <p>Dimensions: 190mm wide x 290mm high</p>				<b>Load Table</b>				
				Overall Length	Clear Span	Eff. Span	Allowable Load - kN/m	
			MR (A)	SR100 (B)	SR150 (B)	Test (C)	Limiting (D)	
	900	700	800	343.65	162.20		162.20	
	1100	900	1000	219.46	129.49		122.75	
	1200	1000	1100	181.14	117.60		107.79	
	1500	1200	1350	119.82		97.99	80.67	
	1800	1500	1650	79.77			59.95	
	2100	1800	1950	56.74			46.48	
	2400	2100	2250	42.28			37.37	
	2700	2400	2550	32.63			31.10	
	3000	2700	2850	25.85			25.85	
	3300	3000	3150	20.92			20.92	
	3600	3200	3400	17.77			17.77	

<h1>R13</h1> <p>Also <b>FireR13</b> <b>FacedFireR13</b> 2.0 Hr</p> <p>Dimensions: 190mm wide x 290mm high</p>				<b>Load Table</b>				
				Overall Length	Clear Span	Eff. Span	Allowable Load - kN/m	
			MR (A)	SR100 (B)	SR150 (B)	Test (C)	Limiting (D)	
	900	700	800	313.50	162.77		162.77	
	1100	900	1000	200.16	129.95		129.95	
	1200	1000	1100	165.19	118.02		118.02	
	1500	1200	1350	109.23		98.35	98.35	
	1800	1500	1650	72.68			72.68	
	2100	1800	1950	51.66			51.66	
	2400	2100	2250	38.47			38.47	
	2700	2400	2550	29.66			29.66	
	3000	2700	2850	23.48			23.48	
	3300	3000	3150	18.98			18.98	
	3600	3200	3350	16.63			16.63	

# P215



Dimensions: 100mm wide x 65mm high



## Section Properties

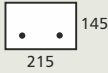
Height	70mm	V <sub>CO</sub>	28.28 kN
Width	215mm	V <sub>CO 100/1.5</sub>	18.85 kN
M <sub>s</sub>	1.831 kNm	V <sub>CO 150</sub>	30.61 kN
M <sub>U</sub>	3.002 kNm	V <sub>CO 150/1.5</sub>	20.41 kN
M <sub>U/1.5</sub>	2.001 kNm	Effective Depth	35mm
Limiting M <sub>R</sub>	1.831 kNm	Self Weight	33.54 kg/m

## Load Table

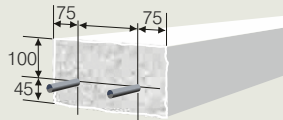
Overall Length	Clear Span	Eff. Span	MR (A)	Allowable Load - kN/m			
				SR100 (B)	SR150 (B)	Test (C)	Limiting (D)
900	700	735	26.78				26.78
1100	900	935	16.42				16.42
1200	1000	1035	13.34				13.34
1500	1200	1235	9.27				9.27
1800	1500	1535	5.89				5.89
2100	1800	1835	4.02				4.02
2400	2100	2135	2.88				2.88

# R7

Also **FacedR7**



Dimensions: 215mm wide x 145mm high



## Section Properties

Height	145mm	V <sub>CO</sub>	54.54 kN
Width	215mm	V <sub>CO 100/1.5</sub>	36.36 kN
M <sub>s</sub>	8.077 kNm	V <sub>CO 150</sub>	57.03 kN
M <sub>U</sub>	14.859 kNm	V <sub>CO 150/1.5</sub>	38.02 kN
M <sub>U/1.5</sub>	9.906 kNm	Effective Depth	100mm
Limiting M <sub>R</sub>	8.077 kNm	Self Weight	75 kg/m

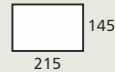
## Load Table

Overall Length	Clear Span	Eff. Span	MR (A)	Allowable Load - kN/m			
				SR100 (B)	SR150 (B)	Test (C)	Limiting (D)
900	700	800	100.21	90.15			90.15
1100	900	1000	63.86				63.86
1200	1000	1100	52.65				52.65
1500	1200	1300	37.48				37.48
1800	1500	1600	24.49				24.49
2100	1800	1900	17.15				17.15
2400	2100	2200	12.60				12.60
2700	2400	2500	9.59				9.59
3000	2700	2800	7.49				7.49
3300	3000	3100	5.97				5.97
3600	3200	3300	5.18				5.18

# R7

Also **FireR7** and **FacedFireR7**  
1.0 Hr

Dimensions: 215mm wide x 145mm high



## Section Properties

Height	145mm	V <sub>CO</sub>	54.54 kN
Width	215mm	V <sub>CO 100/1.5</sub>	36.36 kN
M <sub>s</sub>	8.077 kNm	V <sub>CO 150</sub>	57.03 kN
M <sub>U</sub>	14.859 kNm	V <sub>CO 150/1.5</sub>	38.02 kN
M <sub>U/1.5</sub>	9.906 kNm	Effective Depth	100mm
Limiting M <sub>R</sub>	8.077 kNm	Self Weight	75 kg/m


## Load Table

Overall Length	Clear Span	Eff. Span	MR (A)	Allowable Load - kN/m			
				SR100 (B)	SR150 (B)	Test (C)	Limiting (D)
900	700	800	100.21	90.15			90.15
1100	900	1000	63.86				63.86
1200	1000	1100	52.65				52.65
1500	1200	1300	37.48				37.48
1800	1500	1600	24.49				24.49
2100	1800	1900	17.15				17.15
2400	2100	2200	12.60				12.60
2700	2400	2500	9.59				9.59
3000	2700	2800	7.49				7.49
3300	3000	3100	5.97				5.97
3600	3200	3300	5.18				5.18

# R7

Also **FireR7** and **FacedFireR7**  
1.5 Hr

Dimensions: 215mm wide x 145mm high



## Section Properties

Height	145mm	V <sub>CO</sub>	54.94 kN
Width	215mm	V <sub>CO 100/1.5</sub>	36.62 kN
M <sub>s</sub>	6.611 kNm	V <sub>CO 150</sub>	57.49 kN
M <sub>U</sub>	12.223 kNm	V <sub>CO 150/1.5</sub>	38.33 kN
M <sub>U/1.5</sub>	8.148 kNm	Effective Depth	85mm
Limiting M <sub>R</sub>	6.611 kNm	Self Weight	75 kg/m

## Load Table

Overall Length	Clear Span	Eff. Span	MR (A)	Allowable Load - kN/m			
				SR100 (B)	SR150 (B)	Test (C)	Limiting (D)
900	700	785	85.07				85.07
1100	900	985	53.76				53.76
1200	1000	1085	44.17				44.17
1500	1200	1285	31.28				31.28
1800	1500	1585	20.30				20.30
2100	1800	1885	14.13				14.13
2400	2100	2185	10.32				10.32
2700	2400	2485	7.81				7.81
3000	2700	2785	6.07				6.07
3300	3000	3085	4.80				4.80
3600	3200	3285	4.15				4.15

# R7

Also **FireR7** and **FacedFireR7**  
2.0 Hr

Dimensions: 215mm wide x 145mm high



## Section Properties

Height	145mm	V <sub>CO</sub>	55.02 kN
Width	215mm	V <sub>CO 100/1.5</sub>	36.68 kN
M <sub>s</sub>	4.724 kNm	V <sub>CO 150</sub>	57.59 kN
M <sub>U</sub>	-	V <sub>CO 150/1.5</sub>	38.39 kN
M <sub>U/1.5</sub>	-	Effective Depth	70mm
Limiting M <sub>R</sub>	4.724 kNm	Self Weight	75 kg/m

## Load Table

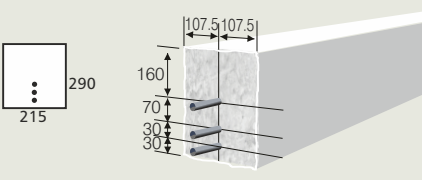
Overall Length	Clear Span	Eff. Span	MR (A)	Allowable Load - kN/m			
				SR100 (B)	SR150 (B)	Test (C)	Limiting (D)
900	700	770	62.99			24.88	24.88
1100	900	970	39.41			18.64	18.64
1200	1000	1070	32.26			16.62	16.62
1500	1200	1270	22.68			13.13	13.13
1800	1500	1570	14.58			10.54	10.54
2100	1800	1870	10.06			8.59	8.59
2400	2100	2170	7.27			7.22	7.22
2700	2400	2470	5.44				5.44
3000	2700	2770	4.17				4.17
3300	3000	3070	3.26				3.26
3600	3200	3270	2.78				2.78

<h1>S8</h1> <p>Also <b>FacedS8</b></p> <p>Dimensions: 215mm wide x 215mm high</p>	<b>Load Table</b>							
	Overall Length	Clear Span	Eff. Span	Allowable Load - kN/m				Limiting (D)
			MR (A)	SR100 (B)	SR150 (B)	Test (C)		
900	700	800	210.89	138.94		136.58	136.58	
1100	900	1000	134.57	110.93		101.50	101.50	
1200	1000	1100	93.11	92.25		89.00	88.97	
1500	1200	1341.67	74.26		85.41	66.40	66.40	
1800	1500	1641.67	49.23				49.23	
2100	1800	1941.67	34.87				34.87	
2400	2100	2241.67	25.89				25.89	
2700	2400	2541.67	19.89				19.89	
3000	2700	2841.67	15.69				15.69	
3300	3000	3141.67	12.63				12.63	
3600	3200	3341.67	11.04			9.11	9.12	

<h1>S8</h1> <p>Also <b>FireS8 and FacedFireS8</b> 1.0 Hr</p> <p>Dimensions: 215mm wide x 215mm high</p>	<b>Load Table</b>							
	Overall Length	Clear Span	Eff. Span	Allowable Load - kN/m				Limiting (D)
			MR (A)	SR100 (B)	SR150 (B)	Test (C)		
900	700	800	210.89	138.94		116.38	116.38	
1100	900	1000	134.57	110.93		90.33	90.33	
1200	1000	1100	93.11	92.25		80.85	80.85	
1500	1200	1341.67	74.26			63.66	63.66	
1800	1500	1641.67	49.23				49.23	
2100	1800	1941.67	34.87				34.87	
2400	2100	2241.67	25.89				25.89	
2700	2400	2541.67	19.89				19.89	
3000	2700	2841.67	15.69				15.69	
3300	3000	3141.67	12.63				12.63	
3600	3200	3341.67	11.04				11.04	


<h1>S8</h1> <p>Also <b>FireS8 and FacedFireS8</b> 1.5 Hr</p> <p>Dimensions: 215mm wide x 215mm high</p>	<b>Load Table</b>							
	Overall Length	Clear Span	Eff. Span	Allowable Load - kN/m				Limiting (D)
			MR (A)	SR100 (B)	SR150 (B)	Test (C)		
900	700	800	210.89	138.94		119.54	119.54	
1100	900	1000	134.57	110.93		94.34	94.34	
1200	1000	1100	93.11	92.25		85.10	85.10	
1500	1200	1341.67	74.26		85.41	68.02	68.02	
1800	1500	1641.67	49.23				49.23	
2100	1800	1941.67	34.87				34.87	
2400	2100	2241.67	25.89				25.89	
2700	2400	2541.67	19.89				19.89	
3000	2700	2841.67	15.69				15.69	
3300	3000	3141.67	12.63				12.63	
3600	3200	3341.67	11.04				11.04	

<h1>S8</h1> <p>Also <b>FireS8 and FacedFireS8</b> 2.0 Hr</p> <p>Dimensions: 215mm wide x 215mm high</p>	<b>Load Table</b>							
	Overall Length	Clear Span	Eff. Span	Allowable Load - kN/m				Limiting (D)
			MR (A)	SR100 (B)	SR150 (B)	Test (C)		
900	700	800	192.54	139.44		90.55	90.55	
1100	900	1000	122.82	111.33		71.98	71.98	
1200	1000	1100	101.31	101.10		65.20	65.20	
1500	1200	1331.67	68.77		86.38	53.47	53.47	
1800	1500	1631.67	45.44			43.20	43.20	
2100	1800	1931.67	32.10				32.10	
2400	2100	2231.67	23.77				23.77	
2700	2400	2531.67	18.22				18.22	
3000	2700	2831.67	14.34				14.34	
3300	3000	3131.67	11.52				11.52	
3600	3200	3331.67	10.05				10.05	

<h1>R14</h1> Also <b>FacedR14</b> 				<b>Load Table</b>							
				Overall Length	Clear Span	Eff. Span	Allowable Load - kN/m				Limiting (D)
			MR (A)	SR100 (B)	SR150 (B)	Test (C)					
900	700	800	362.00	178.60			178.60				
1100	900	1000	231.14	142.58			142.58				
1200	1000	1100	190.76	129.48			129.48				
1500	1200	1350	126.15		107.73		107.73				
1800	1500	1650	83.95				83.95				
2100	1800	1950	59.68				59.68				
2400	2100	2250	44.45				44.45				
2700	2400	2550	34.28				34.28				
3000	2700	2850	27.14				27.14				
3300	3000	3150	21.94				21.94				
3600	3200	3400	18.62				18.62				


Dimensions: 215mm wide x 290mm high

Section Properties			
Height	290mm	V <sub>CO</sub>	108.06 kN
Width	215mm	V <sub>CO 100/1.5</sub>	72.04 kN
Ms	29.08 kNm	V <sub>CO 150</sub>	110.60 kN
Mu	49.773 kNm	V <sub>CO 150/1.5</sub>	73.73 kN
MU/1.5	33.182 kNm	Effective Depth	212mm
Limiting MR	29.08 kNm	Self Weight	150 kg/m

<h1>R14</h1> Also <b>FireR14</b> <b>FacedFireR14</b> <b>1.0 Hr</b> 				<b>Load Table</b>							
				Overall Length	Clear Span	Eff. Span	Allowable Load - kN/m				Limiting (D)
			MR (A)	SR100 (B)	SR150 (B)	Test (C)					
900	700	800	362.00	178.60		164.30	164.30				
1100	900	1000	231.14	142.58		130.47	130.47				
1200	1000	1100	190.76	129.48		118.10	118.10				
1500	1200	1350	126.15			94.85	94.85				
1800	1500	1650	83.95			75.89	75.89				
2100	1800	1950	59.68				59.68				
2400	2100	2250	44.45				44.45				
2700	2400	2550	34.28				34.28				
3000	2700	2850	27.14				27.14				
3300	3000	3150	21.94				21.94				
3600	3200	3400	18.62				18.62				


Dimensions: 215mm wide x 290mm high

Section Properties			
Height	290mm	V <sub>CO</sub>	108.06 kN
Width	215mm	V <sub>CO 100/1.5</sub>	72.04 kN
Ms	29.08 kNm	V <sub>CO 150</sub>	110.60 kN
Mu	49.773 kNm	V <sub>CO 150/1.5</sub>	73.73 kN
MU/1.5	33.182 kNm	Effective Depth	212mm
Limiting MR	29.08 kNm	Self Weight	150 kg/m

<h1>R14</h1> Also <b>FireR14</b> <b>FacedFireR14</b> <b>1.5 Hr</b> 				<b>Load Table</b>							
				Overall Length	Clear Span	Eff. Span	Allowable Load - kN/m				Limiting (D)
			MR (A)	SR100 (B)	SR150 (B)	Test (C)					
900	700	800	362.00	178.60		177.82	177.82				
1100	900	1000	231.14	142.58		141.74	141.74				
1200	1000	1100	190.76	129.48		128.72	128.72				
1500	1200	1350	126.15		107.73	105.00	105.00				
1800	1500	1650	83.95		87.87		83.95				
2100	1800	1950	59.68				59.68				
2400	2100	2250	44.45				44.45				
2700	2400	2550	34.28				34.28				
3000	2700	2850	27.14				27.14				
3300	3000	3150	21.94				21.94				
3600	3200	3400	18.62				18.62				

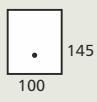

Dimensions: 215mm wide x 290mm high

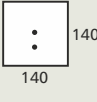

Section Properties			
Height	290mm	V <sub>CO</sub>	108.06 kN
Width	215mm	V <sub>CO 100/1.5</sub>	72.04 kN
Ms	29.08 kNm	V <sub>CO 150</sub>	110.60 kN
Mu	49.773 kNm	V <sub>CO 150/1.5</sub>	73.73 kN
MU/1.5	33.182 kNm	Effective Depth	212mm
Limiting MR	29.08 kNm	Self Weight	150 kg/m

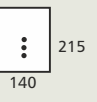

<h1>R14</h1> Also <b>FireR14</b> <b>FacedFireR14</b> <b>2.0 Hr</b> 				<b>Load Table</b>							
				Overall Length	Clear Span	Eff. Span	Allowable Load - kN/m				Limiting (D)
			MR (A)	SR100 (B)	SR150 (B)	Test (C)					
900	700	800	343.66	179.07			179.07				
1100	900	1000	219.40	142.96		131.50	131.50				
1200	1000	1100	181.06	129.83		117.13	117.13				
1500	1200	1350	119.71			90.51	90.51				
1800	1500	1650	79.64			69.23	69.23				
2100	1800	1950	56.59			54.53	54.53				
2400	2100	2250	42.13				42.13				
2700	2400	2550	32.47				32.47				
3000	2700	2850	25.70				25.70				
3300	3000	3150	20.76				20.76				
3600	3200	3400	17.61				17.61				

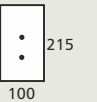

Dimensions: 215mm wide x 290mm high

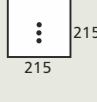

Section Properties			
Height	290mm	V <sub>CO</sub>	108.35 kN
Width	215mm	V <sub>CO 100/1.5</sub>	72.23 kN
Ms	27.613 kNm	V <sub>CO 150</sub>	110.92 kN
Mu	47.062 kNm	V <sub>CO 150/1.5</sub>	73.94 kN
MU/1.5	31.375 kNm	Effective Depth	201.67mm
Limiting MR	27.613 kNm	Self Weight	150 kg/m

<b>100-6</b> <b>UltraFire 4Hr.</b> Dimensions: 100mm wide x 145mm high			<b>Load Table</b>						
			Overall Length	Clear Span	Eff. Span	MR (A)	Allowable Load - kN/m		Limiting (D)
						SR100 (B)	SR150 (B)	Test (C)	
			900	700	785	35.17	30.09		30.09
			1100	900	985	22.21			22.21
			1200	1000	1085	18.24			18.24
			1500	1200	1285	12.90			12.90
			1800	1500	1585	8.36			8.36
			2100	1800	1885	5.81			5.81
			2400	2100	2185	4.23			4.23
			2700	2400	2485	3.19			3.19

<b>140-6</b> <b>UltraFire 4Hr.</b> Dimensions: 140mm wide x 140mm high			<b>Load Table</b>						
			Overall Length	Clear Span	Eff. Span	MR (A)	Allowable Load - kN/m		Limiting (D)
						SR100 (B)	SR150 (B)	Test (C)	
			900	700	745	18.35			18.35
			1100	900	945	11.23			11.23
			1200	1000	1045	9.10			9.10
			1500	1200	1245	6.27			6.27
			1800	1500	1545	3.91			3.91
			2100	1800	1845	2.60			2.60
			2400	2100	2145	1.80			1.80
			2700	2400					
			3000	2700					
			3300	3000					
			3600	3200					

<b>140-9</b> <b>UltraFire 4Hr.</b> Dimensions: 140mm wide x 215mm high			<b>Load Table</b>						
			Overall Length	Clear Span	Eff. Span	MR (A)	Allowable Load - kN/m		Limiting (D)
						SR100 (B)	SR150 (B)	Test (C)	
			900	700	800	109.50	74.70		74.70
			1100	900	1000	69.82	59.61		59.61
			1200	1000	1100	57.57	54.13		54.13
			1500	1200	1312	40.25			40.25
			1800	1500	1612	26.42			26.42
			2100	1800	1912	18.57			18.57
			2400	2100	2212	13.69			13.69
			2700	2400	2512	10.45			10.45
			3000	2700	2812	8.19			8.19
			3300	3000	3112	6.56			6.56
			3600	3200	3312	5.71			5.71

<b>100-9</b> <b>UltraFire 4Hr.</b> Dimensions: 100mm wide x 215mm high			<b>Load Table</b>						
			Overall Length	Clear Span	Eff. Span	MR (A)	Allowable Load - kN/m		Limiting (D)
						SR100 (B)	SR150 (B)	Test (C)	
			900	700	800	79.32	50.27		50.27
			1100	900	1000	50.57	40.11		40.11
			1200	1000	1100	41.71	36.42		36.42
			1500	1200	1315	29.03			29.03
			1800	1500	1615	19.32			19.32
			2100	1800	1915	13.42			13.42
			2400	2100	2215	9.90			9.90
			2700	2400	2515	7.57			7.57
			3000	2700	2815	5.94			5.94
			3300	3000	3115	4.76			4.76
			3600	3200	3315	4.17			4.71

<b>215-9</b> <b>UltraFire 4Hr.</b> Dimensions: 215mm wide x 215mm high			<b>Load Table</b>						
			Overall Length	Clear Span	Eff. Span	MR (A)	Allowable Load - kN/m		Limiting (D)
						SR100 (B)	SR150 (B)	Test (C)	
			900	700	800	139.20	117.36		117.36
			1100	900	1000	88.69	93.67		88.69
			1200	1000	1100	73.10			73.10
			1500	1200	1310	51.21			51.21
			1800	1500	1610	33.53			33.53
			2100	1800	1910	23.50			23.50
			2400	2100	2210	17.27			17.27
			2700	2400	2510	13.14			13.14
			3000	2700	2810	10.26			10.26
			3300	3000	3110	8.17			8.17
			3600	3200	3310	7.08			7.08

# Economy Range



A cost effective fully reversible unit for when you have a standard housing situation or small load situation.








### Finish

An ex-steel mould finish and made from wet cast concrete. May see small air holes on the surface, aggregate and concrete fines to bottom arrises. For use normally in plastered situations. For exposed situations see Fair Faced Range.

### Order/Specification Code

Please see the Economy Load Tables (e.g. ER1, ER2 etc).

The Economy Range is manufactured in lengths up to 3m and offer 30 minutes fire resistance only.

Economy Range		ER1	ER2	ER3	ER4	ER6	ER7	ER8
<b>Load Table</b>								
Suitable for Foundation Use		Yes	Yes	Yes	Yes	Yes	Yes	Yes
Available Range Finish		Standard	Standard	Standard	Standard	Standard	Standard	Standard
<b>UNFACTORED LOADS IN kN/m</b>								
Length	Clear Span	100x65	100x140	140x65	215x70	140x140	100x215	140x215
900mm	700mm	8.31	30.04	10.08	17.73	36.87	59.38	75.93
1100mm	900mm	5.07	18.80	6.13	10.81	23.06	47.40	56.61
1200mm	1000mm	4.10	15.39	4.96	8.76	18.87	40.95	46.66
1500mm	1200mm	2.83	10.83	3.42	6.04	13.25	28.83	32.81
1800mm	1500mm	1.78	6.97	2.13	3.79	8.51	18.90	21.46
2100mm	1800mm	1.19	4.81	1.42	2.55	5.86	13.27	15.03
2400mm	2100mm	0.84	3.49	0.99	1.79	4.23	9.78	11.04
2700mm	2400mm	n/a	2.61	0.71	1.30	3.15	7.46	8.39
3000mm	2700mm	n/a	2.01	0.52	0.96	2.41	5.85	6.55
Lintel Weight kg/m		16	34	22	34	47	51.6	72
Ms (kNm)		0.596	2.612	0.691	1.212	2.768	6.098	7.167
VCO 100/1.5 (kN)		7.22	18.28	6.93	9.39	20.41	26.09	33.31
VCO 150/1.5 (kN)		7.74	19.47	7.49	10.02	21.32	27.23	34.61

Economy Range		ER1	ER2	ER3	ER4	ER6	ER7	ER8
Orientation		On Edge	On Edge	On Edge	On Edge	On Edge	On Edge	On Edge
<b>UNFACTORED LOADS IN kN/m</b>								
Length	Clear Span	65x100	140x100	65x140	70x215	140x140	215x100	215x140
900mm	700mm	12.27	22.53	19.85	40.89	36.87	40.97	53.49
1100mm	900mm	7.59	13.91	12.43	31.73	23.06	25.34	38.96
1200mm	1000mm	6.18	11.33	10.18	26.16	18.87	20.65	31.88
1500mm	1200mm	4.31	7.89	7.16	18.42	13.25	14.42	22.42
1800mm	1500mm	2.75	5.02	4.61	12.07	8.51	9.19	14.42
2100mm	1800mm	1.89	3.42	3.18	8.47	5.86	6.30	9.95
2400mm	2100mm	1.35	2.45	2.31	6.24	4.23	4.53	7.20
2700mm	2400mm	n/a	1.80	1.73	4.76	3.15	3.37	5.39
3000mm	2700mm	n/a	1.36	1.33	3.73	2.41	2.57	4.14
Lintel Weight kg/m		16	34	22	34	47	51.6	72
Ms (kNm)		0.917	1.867	1.488	3.222	2.768	2.837	4.667
VCO 100/1.5 (kN)		7.40	17.69	7.40	10.31	20.41	24.26	32.03
VCO 150/1.5 (kN)		7.90	19.04	7.82	10.81	21.32	25.88	33.67

# L-Strip

A range of Steel L-Shaped angle lintels suitable for brick and stone to carry the external leaf.

Available in galvanised (Pregalv G600) and stainless steel grade 304. Other specially designed steel lintels available upon request.

## L-Strip Steel Range



		Load Table		
		O/all Length	Clear Span	Allowable Load - kN/m
<b>85</b> LG85 LS85		900	700	22.85
		1100	900	14.63
<b>LG85 LS85 Stone</b>		1200	1000	12.09
		1500	1200	8.02
		1800	1500	5.37
		2100	1800	3.42
		2400	2100	
		2700	2400	
		3000	2700	
		3300	3000	
		3600	3200	

		Load Table		
		O/all Length	Clear Span	Allowable Load - kN/m
<b>165</b> LG165 LS165		900	700	62.10
		1100	900	39.75
<b>LG165 LS165 Stone</b>		1200	1000	32.85
		1500	1200	21.15
		1800	1500	13.25
		2100	1800	8.51
		2400	2100	5.46
		2700	2400	3.54
		3000	2700	
		3300	3000	
		3600	3200	

		Load Table		
		O/all Length	Clear Span	Allowable Load - kN/m
<b>215</b> LG215 LS215		900	700	32.75
		1100	900	20.96
<b>LG215 LS215 Stone</b>		1200	1000	17.32
		1500	1200	11.50
		1800	1500	7.69
		2100	1800	5.51
		2400	2100	4.14
		2700	2400	3.22
		3000	2700	2.58
		3300	3000	2.11
		3600	3200	1.86



**Hi-Spec and Fair Faced Lintels**



**Fire-Spec, Faced Fire and Ultra-Fire Lintels**



**Padstones**



**L-Strip Lintels**



**Whites Concrete**

**Naylor Industries plc - more than 100 years of production and supply to the Construction Industry**

- Vitrified clay pipe systems for trench and trenchless installation
- Thermachem - Chemical Drainage and Industrial Ceramics
- Band-Seal couplings for the repair of and connections into existing pipelines
- Plastic Land Drainage, Twinwall Ducting Systems and Access Boxes
- Yorkshire Flowerpots, a range of frostproof plant pots



**NAYLOR CONCRETE PRODUCTS LIMITED**

NAYLOR LINTELS DIVISION  
WHALEY ROAD, BARUGH GREEN  
BARNSELY  
SOUTH YORKSHIRE S75 1HT

TELEPHONE: 01226 320810  
FACSIMILE: 01226 320811  
EMAIL: LINTELS@NAYLOR.CO.UK  
WEB: WWW.NAYLORLINTELS.CO.UK

A Member of the Naylor Group of Companies