

REQUIRED INFORMATION

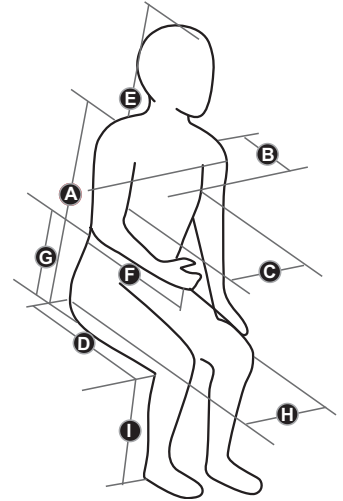
Date of Order: _____
 Dealer Name: _____
 Dealer Account #: _____
 PO #: _____
 Tag: _____
 Purchasing Contact: _____
 Phone:Fax: _____
 RTS/Therapist: _____
 Ship to Address: _____

 City: _____ Zip: _____
 Client Info: Gender: _____
 Special Client Conditions: _____

REQUIRED MEASUREMENTS

To ensure system is accurately configured please fill in all required measurements.

Client Height:	
Client Weight (lbs):	
A. Seat to Shoulder:	
B. Trunk Depth:	
C. Chest Width:	
D. Knee to Back:	
E. Seat to Top of Head:	
F. Elbow to Hand:	
G. Seat to Elbow:	
H. Hip Width:	
I. Knee to Heel:	
Cushion Thickness:	



BASE VITALS

HCPCS CODES	K0856, K0861
SUSPENSION SYSTEM	Active Ride Control (ARC)
BASE WIDTH	23.25"
BASE LENGTH	36.5"
DRIVE WHEEL SIZE ⁽¹⁾	14"
CASTER WHEEL SIZE (front/rear)	6"
TURNING RADIUS	20"
DRIVETRAIN	4-pole EAD Motors

⁽¹⁾ All X3 wheels come with solid inserts

⁽²⁾ Actual driving range and speed may vary due to factors such as user weight, type and grade of terrain, battery condition & charge level; type and condition of the drive wheels, and variations in the drive and control systems.

BATTERIES	2 x M34 3 x M40 option for Vents
BATTERY CHARGER	8A, Off Board
BATTERIES WEIGHT (each)	42 lbs
RANGE ⁽²⁾	17.7 miles
WEIGHT CAPACITY	300 lbs
BASE WEIGHT (w/o batteries)	157 lbs
GROUND CLEARANCE	3"
MAXIMUM SPEED	5 mph

SINGLE POWER OPTION

KO856

MULTIPLE POWER OPTION

KO861



BASE COLOUR

Select Colour*:

- Blizzard White
- Matte Black
- Solar Yellow
- Motion Green
- Original Orange
- Bright Blue
- Red Delicious
- Party Pink
- Purple Reign
- Custom (See P11)

Upcharge \$550



* Wheel rims are always black

Ultra Low Maxx CG Power Positioning System on ROVI X₃ Base

Dealer Name: _____

Dealer Account Number: _____

PO #: _____

Tag: _____

Specific Client Measurements Required - Please call customer service at 1-888-433-6818 and/or fax 1-888-433-6834 to ensure that we have all the client details we require for this type of option.

SINGLE POWER OPTION - K0856

ROVI X₃⁽¹⁾ HCPCS Code: K0856\$6,250
Select Seat-to-Floor height:⁽²⁾ 17" 18" 19" 20"

Wheelchair Transport Brackets⁽³⁾\$250

SINGLE FUNCTION CONTROLLER OPTIONS

VR2 Non-Expandable JoystickSTD
 VR2 Non-Expandable with 2 Actuator ControlN/C

R-Net LED Remote Joystick ⁽⁴⁾\$400
 R-Net LED Remote Joystick for Lights ⁽⁴⁾\$500
 R-Net Color Remote Joystick with Monojacks⁽⁴⁾\$600
 R-Net Color Remote Joystick with Monojacks for Light ⁽⁴⁾\$650
 R-Net Omni Display for Specialty Drive Input⁽⁴⁾\$950

R-Net Expandable Controller⁽⁵⁾ HCPCS Code: E2377\$615
 R-Net Harness for Expandable Controller⁽⁵⁾\$415
HCPCS Code: E2313

JOYSTICK MOUNT Select Mounting Position: Left Right

FixedN/C
 Height Adjustable Swing-Away Quad Link
HCPCS Code: E1028\$235
 Retract4 Swing-Away Joystick HCPCS Code: E1028\$325
 Adjustable Swing-Away Mount for Omni HCPCS Code: E1028 ..\$295
Select Mounting Position: Left Right

JOYSTICK HANDLES

"T" Handle for Joystick Knob HCPCS Code: E2323\$115
 Ball Handle for Joystick Knob HCPCS Code: E2323\$115
 BodyPoint Joystick Handle 3" U-Shaped\$120
HCPCS Code: E2323
 BodyPoint Joystick Handle 4" U-Shaped\$120
HCPCS Code: E2323
 BodyPoint Joystick Handle, Domed Rubber\$120
HCPCS Code: E2323

ELECTRONIC OPTIONS

R-Net Output Module (ECM)⁽⁴⁾⁽⁶⁾\$995
 R-Net Bluetooth Module⁽⁴⁾⁽⁶⁾\$895
Select OS: iOS Apple Android/PC
 Light Package (Fully integrated LED lighting kit: headlights, taillights and turn signals)⁽⁷⁾\$1,195
 Smart Phone Holder (SPH)N/C

ELECTRONIC PROGRAMMERS

R-Net PC Programmer with Dongle\$450
 Diagnostic Test Tool(DDT) with RNet & VR2 Cables \$1,400

NOTES:

- 1. Price of the powerbase includes: Active Ride Control suspension, tie-down hardware for 4-point strap system, 8 amp off-board charger, flat free inserts and positioning belt, Weight capacity is 300 lbs.
- 2. Seat to floor height is measured at the front of the seat pan based on a standard seat size. Seat to floor heights may vary +/- .25" dependent on conditions of the power base and on seat depths greater than 18".
- 3. For unoccupied use only.
- 4. Requires an R-Net Controller and Harness order above.
- 5. Required for R-Net Remote Joysticks and Specialty Drive Controls.
- 6. Must order R-Net Color Remote Joystick with these options.
- 7. Must select Joystick for Lights feature or Omni for operation.

MULTIPLE POWER OPTION - K0861

ROVI X₃⁽¹⁾ HCPCS Code: K0861\$6,395
Select Seat-to-Floor height:⁽²⁾ 17" 18" 19" 20"

Wheelchair Transport Brackets⁽³⁾\$250

MULTIPLE FUNCTION CONTROLLER OPTIONS

R-Net LED Remote Joystick ⁽⁴⁾STD
 R-Net LED Remote Joystick for Lights ⁽⁴⁾\$500
 R-Net Color Remote Joystick with Monojacks⁽⁴⁾\$600
 R-Net Color Remote Joystick with Monojacks for Lights⁽⁴⁾\$650
 R-Net Super Joystick⁽⁴⁾\$1,295
 R-Net Omni Display for Specialty Drive Input⁽⁴⁾\$950

R-Net Attendant Control⁽⁴⁾HCPCS Code:E2331\$950

R-Net Expandable Controller⁽⁵⁾ HCPCS Code: E2377\$615
 R-Net Harness for Expandable Controller⁽⁵⁾\$415
HCPCS Code: E2313

JOYSTICK MOUNT Select Mounting Position: Left Right

FixedN/C
 Height Adjustable Swing-Away Quad Link
HCPCS Code: E1028\$235
 Retract4 Swing-Away Joystick HCPCS Code: E1028\$325
 Adjustable Swing-Away Mount for Omni HCPCS Code: E1028 ..\$295
Select Mounting Position: Left Right

JOYSTICK HANDLES

"T" Handle for Joystick Knob HCPCS Code: E2323\$115
 Ball Handle for Joystick Knob HCPCS Code: E2323\$115
 BodyPoint Joystick Handle 3" U-Shaped\$120
HCPCS Code: E2323
 BodyPoint Joystick Handle 4" U-Shaped\$120
HCPCS Code: E2323
 BodyPoint Joystick Handle, Domed Rubber\$120
HCPCS Code: E2323

ELECTRONIC OPTIONS

R-Net Output Module (ECM)⁽⁴⁾⁽⁶⁾\$995
 R-Net Bluetooth Module⁽⁴⁾⁽⁶⁾\$895
Select OS: iOS Apple Android/PC
 Light Package (Fully integrated LED lighting kit: headlights, taillights and turn signals)⁽⁷⁾\$1,195
 Smart Phone Holder (SPH)N/C

ELECTRONIC PROGRAMMERS

R-Net PC Programmer with Dongle\$450
 Diagnostic Test Tool(DDT) with RNet & VR2 Cables \$1,400

NOTES:

- 1. Price of the powerbase includes: Active Ride Control suspension, tie-down hardware for 4-point strap system, 8 amp off-board charger, flat free inserts and positioning belt, Weight capacity is 300 lbs.
- 2. Seat to floor height is measured at the front of the seat pan based on a standard seat size. Seat to floor heights may vary +/- .25" dependent on conditions of the power base and on seat depths greater than 18".
- 3. For unoccupied use only.
- 4. Requires an R-Net Controller and Harness order above.
- 5. Required for R-Net Remote Joysticks and Specialty Drive Controls.
- 6. Must order R-Net Color Remote Joystick with these options.
- 7. Must select Joystick for Lights feature or Omni for operation.

Ultra Low Maxx CG Power Positioning System on ROVI X₃ Base

Dealer Name: _____

Dealer Account Number: _____

PO #: _____

Tag: _____

Specific Client Measurements Required - Please call customer service at 1-888-433-6818 and/or fax 1-888-433-6834 to ensure that we have all the client details we require for this type of option.

SYSTEMS MUST SELECT ONE SYSTEM

MODULES MUST SELECT TRx SYSTEM-TO ADD MODULES

NOTE: Systems Include Seat Pan, Back Pan, Standard Armrests and Front Rigging. They are designed for use with a 2"-3" cushion.

Single Post Angle Adjustable Fold Down Back⁽¹⁾⁽²⁾
(Folds to 25° forward) \$750

Matrix Interface Part # SPBMI (Select Matrix back from upgradeable section page 4)

Contour Style Backrest Interface Part # SPBCI
(Select Contour back from upgradeable section page 4)

Ultra Low Maxx CG (50°) Tilt Only System \$4,850

(HCPCS code E1002) Part # ULMT

Tilt will be reduced to 45° if adding an Elevating Lift Seat Module

Ultra Low Maxx CG Tilt (50°) and Power Recline (170°) System with Extended Shear Reduction (ESR) \$8,785

(HCPCS code E1007) Part # ULMTRE

Tilt will be reduced to 45° if adding an Elevating Lift Seat Module

Ultra Low Maxx CG Tilt(50°) and Power Recline (170°) System with Synchronized Power Sliding Back (PSB) ... \$8,925

(HCPCS code E1008) (Requires 2-6 function Enhanced Electronics) Part # ULMTRP

Tilt will be reduced to 45° if adding an Elevating Lift Seat Module

Ultra Low Maxx Recline Only System (170°) with Extended Shear Reduction (ESR) \$5,450

(HCPCS code E1004) Part # ULMRE

Ultra Low Maxx Recline Only System (170°) with Synchronized Power Sliding Back (PSB)⁽²⁾ \$6,250

(HCPCS code E1005) Part # ULMRP

Ultra Low Maxx Elevate Lift Seat Only System⁽¹⁾
12" Elevation - up to 250lbs Part # ULME \$4,995

- NOTES:**
- Not available on seat sizes greater than 20" wide by 20" deep, call Customer Service for options.
 - Only available on seat sizes 17" wide and greater.

NOTES:

- Single Post Back is an angle adjustable back between 73° and 109° in 6° increments from 17° forward to 19° back. The back folds down and is only available for 16"-20" seat widths & 21"-24" back height. A minimum 4" gap from bottom of back to seat pan is required.
- This option is not available with a vent tray and has a 250lb weight capacity.

ELEVATING LIFT SEAT MODULE

Elevating Lift Seat Module⁽¹⁾⁽²⁾ (Scissor Mechanism)

12" Elevation - up to 250lbs⁽³⁾ max. Part # ESM12 ... \$2,995

NOTES:

- Uses an integrated Tilt/Lift mechanism, tilt is 45° and the seat to floor height is not affected by the Elevating Lift Seat.
- Not available on seat sizes greater than 20" wide by 20" deep, call Customer Service for options.
- For weights greater than 175lbs tilt while elevated is not available, call Customer Service for details.

SPECIFICATIONS

Select Adult Seat Width and Ultra Rail Width Adjustment

16" 17" 18" 19" 20" (Width adjustable from 16" to 20")

Part # SW116 SW117 SW118 SW119 SW120

20" 21" 22" (Width adjustable from 19" - 22")

Part # SW220 SW221 SW222

Select Adult Seat Depth and Ultra Rail Depth Adjustment

16" 17" 18" 19" 20" (Depth adjustable from 16" - 21")

Part # SD116 SD117 SD118 SD119 SD120

20" 21" 22" 23" (Depth adjustable from 19" - 23")

Part # SD220 SD221 SD222 SD223

MODULES MUST SELECT TRx SYSTEM-TO ADD MODULES

SEAT CUSHION OPTIONS

Recline Body Fit (Minimum finished back widths of 16") \$995
(This option allows the seat back to be narrower than the seat pan. For example an 18" back pan width with a 20" seat width is accomplished by selecting "2" Narrower" option.)

2" Narrower Part # BFS2 4" Narrower Part # BFS4

Power Anterior Tilt Module up to 45°⁽¹⁾ Suggested Retail \$3,995
..... Specific Client Measurements Required*

10° Fixed Anterior Assist⁽¹⁾ Suggested Retail \$750
..... Specific Client Measurements Required*

5° Fixed Anterior Assist⁽¹⁾ N/C
..... Specific Client Measurements Required*

5° Pre-Tilt⁽¹⁾ Part # PRETILT N/C

30° Precline Module⁽³⁾ only available with Recline \$500
(HCPCS code K0108) Part # PRM30

8° Precline Module⁽³⁾ only available with Recline N/C
(HCPCS code K0108) Part # PRM8

- NOTES:**
- This module may limit front rigging options. The Fixed Anterior Assist option adds approximately 2" to the seat to floor height at zero degrees (level).
 - This Fixed Pre-tilt option adds approximately 3.5" to the front seat to floor height.
 - Total degrees of recline is 170° ie: if 30° degrees of precline is used, then 140° degrees of recline will be available



MaTRx-Libra Seat Cushion* 16"w-20"w(HCPCS Code E2624) \$485

MaTRx-Libra Seat Cushion* 21"w(HCPCS Code E2624) ... \$525

MaTRx-Libra Seat Cushion* 22"w(HCPCS Code E2625) ... \$595

*comes standard with Startex fabric, optional Spacetex fabric available below

Matrix PS Seat Cushion 16"w-20"w (HCPCS Code E2605) ... \$345

Matrix PS Seat Cushion 21"w-22"w (HCPCS Code E2606) ... \$695

Matrix Vi Seat Cushion 14"w-20"w (HCPCS Code E2607) ... \$425

Matrix Vi Seat Cushion 21"w-22"w (HCPCS Code E2608) ... \$475

Matrix Flo-Tech Seat Cushion 15"w-22"w(HCPCS Code K0734) \$475

"ON-CHAIR" Cushion Credit Part # 0000 (\$90)

FABRIC OPTIONS FOR CUSHIONS

Spacetex Fabric Option for Libra Cushion N/C

Smooth Side up Part # SFLS \$50

Fabric Side up Part # SFLF \$50

Fusion Fabric Upgrade for Matrix-Vi Cushion Part # FFV ... \$150

Onyx Fabric Upgrade for Matrix-Vi Cushion Part # OCUMA ... \$100

Onyx Fabric Upgrade for PS Cushion Part # OCUPS \$100

Startex Fabric Upgrade for MaTRx-Vi Cushion

Smooth Side up Part # SFVS \$50

Fabric Side up Part # SFVF \$50

Specific Client Measurements Required - Please call customer service at 1-888-433-6818 and/or fax 1-888-433-6834 to ensure that we have all the client details we require for this type of option.

Dealer Name: _____

Dealer Account Number: _____

PO #: _____

Tag: _____

HEADRESTS & MOUNTING HARDWARE

Headrest Pad Options (HCPCS code E0955) **SELECT ONE:**

NEW

- Motion Concepts Standard Part # MCSH\$295
- Matrx Elan Standard Pad 6"Part # ESP6\$235
- Matrx Elan Infection Control Pad 6"Part # ESP6-IC\$235
- Matrx Elan Standard Pad 10"Part # ESP10\$235
- Matrx Elan Infection Control Pad10"Part # ESP10-IC\$235
- Matrx Elan Standard Pad 14"Part # ESP14\$235
- Matrx Elan Infection Control Pad14" Part # ESP14-IC\$235
- Matrx Occipital Pad 9"Part # EOP09\$235
- Matrx Occipital Infection Control Pad 9"Part # EOP09-IC ..\$235
- Matrx Occipital Pad 12"Part # EOP12\$235
- Matrx Occipital Infection Control Pad 12"Part # EOP12-IC \$235
- Matrx Elan 4-Point Pad 11"W x 10"H"Part # E4POINT\$325
- Matrx Elan 4-Point Infection Control Pad Part # E4POINT-IC \$325
- Motion Concepts Onyx Auto Style⁽¹⁾Part # MCOH\$350
- Stealth All Positioning - Large Part # SAPL\$242
- Stealth All Positioning - X-Large Part # SAPXL\$242
- Stealth Nino Comfort Plus 6" Part # STSHN\$242
- Stealth Comfort Plus 8" Part # STSHXS\$242
- Stealth Comfort Plus 10" Part # STSHS\$242
- Stealth Comfort Plus 14" Part # STSHL\$242

NEW

NEW

NEW

NEW

NEW

Headrest Mounting Hardware Options (HCPCS code E1028) **SELECT ONE:**

- Fixed Mounting (non-removable)⁽¹⁾⁽²⁾ Part # FM N/C
- Motion Concepts Multi-Axis Removable Mounting Part # MAHU ..\$195
- Elan Headrest Hardware - Multi-Axis Removable Part # MEHW ..\$220
- Stealth's World's Best Removable Mounting Part # WBHU ..\$220
- OMIT: Headrest Part # OHRN/C

NEW

NOTES:

1. Fixed Mounting hardware is not available on Matrx PB Backs.
2. Unless selecting a "Removable" hwdr option, this Headrest will come standard w/ Fixed Straight Mounting Hardware (non-removable).

FINISHED BACK HEIGHT⁽¹⁾

Finished Back heights for Tilt Only Systems

- 18" 19" 20" 21" 22" 23" 24" 25"

Part # FBT18 FBT19 FBT20 FBT21 FBT22 FBT23 FBT24 FBT25

Finished Back heights for Tilt/Recline Systems

- 20" 21" 22" 23" 24" 25" 26" 27"

Part # FBR20 FBR21 FBR22 FBR23 FBR24 FBR25 FBR26 FBR27

NOTES:

1. 4" gap is recommended for Tilt systems to allow for the seat cushion.
2. 6" gap is recommended for systems with Recline/ESR.

TILT ONLY BACK CANE SPECIFICATIONS

Select Back Cane Height⁽¹⁾ - Measured from Seat pan to top of back cane

- 18"⁽¹⁾ 20"⁽¹⁾ 22" 24"N/C

Part # SBC18 SBC20 SBC22 SBC24

Select Cane Angle 75° 79° 85° 90° 95° 101° 106° 112° 116°

Part # BA75 BA79 BA85 BA90 BA95 BA101 BA106 BA112 BA116

- Angled (5°)Tilt Back Canes⁽¹⁾ 20" 22" 24" ...N/C

Part # ABC20 ABC22 ABC24

Select Cane Angle 81° 84° 91° 96° 101° 106° 111° 117° 121°

Part # BA81 BA84 BA91 BA96 BA101 BA106 BA112 BA117 BA121

NOTES:

1. Back angle is adjustable in 5 degree increments.

TILT ONLY BACK CANE SPECIFICATIONS

- Endomorph Back Canes⁽¹⁾⁽³⁾ 22" Part # EBC22 24" Part # EBC24

Select: 1" 2" 4" NarrowerN/C

Part # EBCN1 EBCN2 EBCN4

- 10° Mid- Angle Tilt Back Canes⁽²⁾⁽³⁾\$250

18" 20" 22" 24"

Part # TBC18 TBC20 TBC22 TBC24

NOTES:

1. Comes standard with Cantilever Armrests Cane mounted.
2. Back angle is adjustable in 5 degree increments.
3. Quick Height Adjustment on Backrest not available.

BACK OPTIONS

- Standard Rehab Back and Back cushion Part # SRB

Finished height from 18" to 27"N/C

Additional Super Soft/HR Foam⁽¹⁾ Part # SS\$100

- Matrx Fabric Upcharge Part # MFU\$100

- Planar interface plate⁽²⁾ Part # RPI

Select one: Flat Part # PIPF Recessed Flat Part # PIPR ... N/C

- I-Back interface plate⁽³⁾

Select one: Flat Part # IIPF Recessed Part # IIPR\$125

- OMIT: Rigid Back Pan & Cushion⁽⁴⁾ Part # ORBC(\$75)

- OMIT: Back Cushion Only Part # OBC(\$25)

NOTES:

1. Additional foam added may impact seat depth.
2. Included with all Recline Systems when no back is selected. May also be used as an interface for after market backs.
3. Not available on tilt only or tilt/elevate systems, for use with recline module.
4. Not available with Recline/ESR or Recline/PSB.

UPGRADEABLE BACK OPTIONS

- Contour Back (HCPCS Code E2613)\$495

(For Systems 16"-21" wide under 300lbs)

Specify actual back height dimension: 12" 15" 17" 21"

- Contour Back (HCPCS Code E2614)\$595

(For Systems 22" wide under 300lbs)

Specify actual back height dimension: 15" 17" 21"

- High Back (HCPCS Code E2620)\$595

(For Systems 16"-21" wide under 300lbs)

Specify actual back height dimension: 16" 18" 20"

- Matrx PB Elite Back (3" Contour) (HCPCS Code E2620) ... \$625

(For Systems 16"-20" wide under 300lbs)Specify actual back height dimension:

10" 12" 14" 16" 18" 20"

- Matrx PB Elite HD Back 21"-22" wide\$795

(HCPCS Code E2620 for 21" w E2621 for 22" w)

Actual back height dimension: 16" 20"

- Matrx PB Elite TR Back (HCPCS Code E2620)\$650

(For Systems 16"-20" wide under 300lbs)

Actual back height dimension: 16" 18" 20"

NOTES:

1. 4" gap is recommended for Tilt systems to allow for the seat cushion.
2. 6" gap is recommended for systems with Recline/ESR or Recline/PSB.
3. Up to 8" gap is available with Power Sliding Back (PSB)
3. PB Backs are not available with the Precline Module.

Dealer Name: _____

Dealer Account Number: _____

PO #: _____

Tag: _____

Specific Client Measurements Required - Please call customer service at 1-888-433-6818 and/or fax 1-888-433-6834 to ensure that we have all the client details we require for this type of option.

UPGRADEABLE BACK OPTIONS - CONTINUED

- Matrx PB Elite Deep Back (6" contour)** (HCPCS Code E2620)\$760
(For Systems 16"-21" wide under 300lbs)
Specify actual back height dimension: 12" 16" 18" 20"
- Matrx PB Back (5" Contour)** (HCPCS Code E2615)\$625
(For Systems 16"-20" wide under 300lbs)
Specify actual back height dimension: 12" 16" 20"
- Matrx PB Deep Back (7" Contour)** (HCPCS Code E2615)\$645
(For Systems 16"-20" wide under 300lbs)
Specify actual back height dimension: 12" 16" 20"
- Matrx PB Heavy Duty Back⁽⁴⁾ (5" Contour)**\$835
(For Systems 20"-22" wide and over 300lbs)(HCPCS Code E2615 for 20" w E2616 for 22" w)
Specify actual back height dimension: 16" 20"
- Matrx PB Heavy Duty Deep Back⁽⁴⁾ (7" Contour)**\$935
(For Systems 20"-22" wide and over 300lbs)(HCPCS Code E2615 for 20" w E2616 for 22" w)
Specify actual back pan dimensions: 16" 20"
- "ON-CHAIR" Matrx Back Credit**(\$125)
- Super Soft Foam for Elite Back Upgrade** Part # EBSS\$100
- Fusion Fabric Upgrade**\$100
 Contour Back Part # FFUCB High Back Part # FFUHB
- Onyx Fabric Upgrade**\$100
 Contour Back Part # OFUCB High Back Part # OFUHB

- NOTES:**
1. 4" gap is recommended for Tilt systems to allow for the seat cushion.
 2. 6" gap is recommended for systems with Recline/ESR or Recline/PSB.
 3. PB Backs are not available with the Precline Module.
 4. The Heavy Duty PB and PB Deep back are not available on Recline systems with seat widths of 21" and 22".

TILT ARMRESTS

- Adult Dual Post Adjustable Height With Quick Height**
Adjustment Lever (pair)STD
Select Size: (9.75"-12.75") (12.75"-15.75") (15.75"-18.75")
Part # DP1 DP2 DP3
Select: Flat pouch Glove Boxes
Part # FP GB
- Add: OutBack Arm Option⁽¹⁾** (each) Specify:
Select: Right Part # OAR Left Part # OAL\$195
(Allows outward rotation while flipping back armrest)
- Ultra Rail Mounted Flip Back Cantilever Maxx Tilt Arm⁽²⁾**
(9"-12.5") (pair) Part # RMCAN\$250
 Add Dual Post Module (pair) Part # DPM\$250
- Cantilever Arms -Only available with Endomorph**
Back Canes (see page 4)(pair)STD

- NOTES:**
1. Only available with Dual Post and Recline Adjustable Armrests.
 2. Mounts to Seat Rail. Simple height adjustment, 9"-12.5" from seat pan. Slotted upper tube for infinite fore/aft adjustment of arm pad.

RECLINE ARMRESTS

- Reclining Adjustable Height** (9.5"-13") (13"-16") . . .STD
Part # RC1 RC2
- Add: OutBack Arm Option⁽¹⁾** (each) Specify:
Select: Right Part # OAR Left Part # OAL\$195
(Allows outward rotation while flipping back armrest)
- Maxx Style Cane Mounted Height & Width & Angle Adjustable**
Cantilever Flip Back Armrest⁽²⁾ for Recline Systems (pair) . . \$250
Select Straight Arm Configuration - range (9.5"-13") Part # MCAM1
Select Curved Arm Configuration - range (12.5"-16") Part # MCAM2
- Cane Mounted Height & Angle Adjustable Cantilever Flip Back**
Armrest⁽³⁾ with/Quick Lock Mechanism for Recline Systems (pair)
Select Range: (9.5"-12") (10"-13") (13"-16") \$350
Part # CANQ1 CANQ2 CANQ3

- NOTES:**
1. Only available with Dual Post and Recline Adjustable Armrests.
 2. Mounts to Back Canes.
 3. Mounts to Seat Rail. Simple height adjustment, 9"-12.5" from seat pan. Slotted upper tube for infinite fore/aft adjustment of arm pad.)

ARMREST TUBE LENGTH

- Left Armrest Tube Select: Full Part # FAL Desk Part # DAL
- Right Armrest Tube Select: Full Part # FAR Desk Part # DAR

ARMPADS

- Modular Arm Pads⁽¹⁾ - (Pair)**\$65
 Left Full(14")Part # MAPFL Desk(10")Part # MAPDL
Must select Pad style
 Iskin - Integrated soft skin foam Part # ISSFL
 Startex Covered Visco foam Part # SCVFL
- Right** Full(14")Part # MAPFR Desk(10")Part # MAPDR
Must select Pad style
 Iskin - Integrated soft skin foam Part # ISSFR
 Startex Covered Visco foam Part # SCVFR
- Standard Pads-**STD
Select: Full (2.25"x14")⁽²⁾ Left Part # SAPFL Right Part # SAPFR
Desk (2.25"x10") Left Part # SAPDL Right Part # SAPDR
- Waterfall Arm Pads-(ea)**\$35
Select: Full (2.25"x14")⁽²⁾ Left Part # WAPFL Right Part # WAPFR
Desk (2.25"x10") Left Part # WAPDL Right Part # WAPDR
- Flat Pads- (ea)**\$55
Select: Full (3"x14") Left Part # MP AFL Right Part # MP AFR
Desk (3"x10") Left Part # MP ADL Right Part # MP ADR
- Gel Pads- (ea)** Select:
Narrow (2"x12") Left Part # GAPNL Right Part # GAPNR ..\$150
Wide (3.5"x12") Left Part # GAPWL Right Part # GAPWR ..\$150
Long (3.5"x14") Left Part # GAPLL Right Part # GAPLR ..\$180

- NOTES:**
1. Requires interchangeable pad insert.
 2. Full length pad not compatible with the desk length armrest tube.

Dealer Name: _____

Dealer Account Number: _____

PO #: _____

Tag: _____

Specific Client Measurements Required - Please call customer service at 1-888-433-6818 and/or fax 1-888-433-6834 to ensure that we have all the client details we require for this type of option.

ARMPADS - CONTINUED

- Ergonomic Arm Trough - LEFT (4.5"x13") Part # EATL . . \$85
(HCPCS Code E2209)
- Ergonomic Arm Trough - RIGHT (4.5"x13") Part # EATR . \$85
(HCPCS Code E2209)
- Flat Hand Pad-LEFT(4.5"x5")(HCPCS Code K0108) Part # EHPL . . \$55
- Flat Hand Pad-RIGHT(4.5"x5")(HCPCS Code K0108)Part # EHPR . \$55
- Arm Pad Storage/Cup Holder⁽¹⁾ LEFT Part # APSL . . . \$175
- Arm Pad Storage/Cup Holder⁽¹⁾ RIGHT Part # APSR . . . \$175
- OMIT: Armpads (7/8" diameter tube) (\$25)

NOTES:
1. Not available on the same side as the joystick is mounted. Only available with a flat arm pad.

ARMPADS - ACCESSORIES

- Elbow Block LEFT⁽¹⁾ \$195
- Select Pad Size:
 XS(3.25"x4.25") S(3.5"x5.25") M(3.75"x5.75") L(4.25"x6.5")
- Part # EBXL EBSL EBML EBLL
- Vertical Extension: S(3") L(5") Horizontal: S(5") L(7")
- Part # V3 V5 H5 H7

- Elbow Block RIGHT⁽¹⁾ \$195
- Select Pad Size:
 XS(3.25"x4.25") S(3.5"x5.25") M(3.75"x5.75") L(4.25"x6.5")
- Part # EBXR EBSR EBMR EBRL
- Vertical Extension: S(3") L(5") Horizontal: S(5") L(7")
- Part # V3 V5 H5 H7

- Multi Axis Upper Extremity Support⁽²⁾ (each) \$225
- With Quick Adjustment Lever
- Left Part # MACESSL Right Part # MACESSR

- 1" Offset Armrest Spacer (ea) \$125
- (Allows seat width to increase by 2" with Dual Post or Recline Arms)
- Left Part # OAS2L Right Part # OAS2R
- 1/2" Offset Armrest Spacer (ea) \$125
- (Allows seat width to increase by 1" with Dual Post or Recline Arms)
- Left Part # OAS1L Right Part # OAS1R

NOTES:
1. Prevents arm from slipping.
2. Allows rotation of the armpad, only compatible with Gel pad, Flat pad or Ergonomic Arm Troughs.

MATRIX LATERALS - FOR PB ELITE AND ELITE TR FULL BACKS

- Matrix Standard Fixed LEFT (HCPCS code E0956) \$100
- Select pad : Standard (7.5" x 5") Part # PBLSL
- Small (5.5"x3") Part # PBSSL
- Matrix Standard Fixed RIGHT (HCPCS code E0956) \$100
- Select pad : Standard (7.5" x 5") Part # PBLSR
- Small (5.5"x3") Part # PBSSR
- Matrix Offset Fixed LEFT (HCPCS code E0956) Part # PBOLL . . . \$110
- Matrix Offset Fixed RIGHT (HCPCS code E0956) Part # PBOLR . \$110

MATRIX SWING AWAY LATERALS - FOR PB ELITE AND ELITE TR FULL BACKS

- Matrix Lateral Trunk Support Left pad (each) \$100
- (HCPCS code E0956)
- Select Size:
 XS(3.25"x4.25") S(3.5"x5.25") M(3.75"x5.75") L(4.25"x6.5")
- Part # EPADXL EPADSL EPADML EPADLL
- Matrix Lateral Trunk Support Right pad (each) \$100
- (HCPCS code E0956)
- Select Size:
 XS(3.25"x4.25") S(3.5"x5.25") M(3.75"x5.75") L(4.25"x6.5")
- Part # EPADXR EPADSR EPADMR EPADLR

SELECT SWING AWAY HARDWARE TO CONVERT ABOVE:

- Matrix Elite Back Swing Away Hardware
- LEFT (HCPCS code E1028) Part # SAHEBL \$195
- RIGHT (HCPCS code E1028) Part # SAHEBR \$195
- Matrix Offset Elite Swing Away Hardware
- LEFT (HCPCS code E1028) Part # OSAHL \$195
- RIGHT (HCPCS code E1028) Part # OSAHR \$195

LATERALS⁽¹⁾

- Lateral Trunk Support with Fixed Mounting LEFT
- Pad Size: XS(3.25"x4.25") S(3.5"x5.25") M(3.75"x5.75") L(4.25"x6.5")
- Part # LATXL LATSL LATML LATLL
- (HCPCS code E0956) \$100
- Lateral Trunk Support with Fixed Mounting RIGHT
- Pad Size: XS(3.25"x4.25") S(3.5"x5.25") M(3.75"x5.75") L(4.25"x6.5")
- Part # LATXR LATSR LATMR LATLR
- (HCPCS code E0956) \$100

SELECT SWING AWAY HARDWARE TO CONVERT ABOVE SUPPORTS:

- Maxx Style** Swingaway Multi-Adjustable Mounting Hardware⁽¹⁾
- (Standard with 1" telescoping link gives 0-2.75" medial offset⁽²⁾)
- LEFT (HCPCS code E1028) Part # SALATL \$195
- RIGHT (HCPCS code E1028) Part # SALATR \$195
- Additional Telescoping Link (ea) Quantity () \$75
- (Adding an additional 1" telescoping link gives up to 5.5" medial offset⁽²⁾)
- Left Part # ATLL Right Part # ATLR

NOTES:
1. These laterals are not available with Matrix PB Elite Deep and PB Deep Backs.
2. The amount of offset available may be impacted by back thickness.

Ultra Low Maxx CG Power Positioning System on ROVI X₃ Base

Specific Client Measurements Required - Please call customer service at 1-888-433-6818 and/or fax 1-888-433-6834 to ensure that we have all the client details we require for this type of option.

Dealer Name: _____

Dealer Account Number: _____

PO #: _____

Tag: _____

HIP SUPPORTS

Lateral Hip Support Pad with Fixed Mounting LEFT . . \$120
(HCPCS code E0956)

Select Size:

Part # (5.5"W x 4"H) HSPXLH (7"W x 6"H) HSPSLH (9"W x 4"H) HSPMLH (13"W x 4"H) HSPLLH

Lateral Hip Support Pad with Fixed Mounting RIGHT . \$120
(HCPCS code E0956)

Select Size:

Part # (5.5"W x 4"H) HSPXRH (7"W x 6"H) HSPSRH (9"W x 4"H) HSPMRH (13"W x 4"H) HSPLRH

HARDWARE TO CONVERT ABOVE HIP SUPPORT TO REMOVABLE/SWINGAWAY HIP OR KNEE SUPPORTS

Lift Off Removable Hardware for Hip Support (Hip position only)
(HCPCS code E1028)

LEFT Mounted at Hip Part # LOHL \$195
 RIGHT Mounted at Hip Part # LOHR \$195

Maxx Style Quick Release, Removable, Multi-Axis Mounting Hardware for Hip Supports (HCPCS code E1028)

LEFT Mounted at Hip Part # MSHSLH \$215
 RIGHT Mounted at Hip Part # MSHSRH \$215
 LEFT Mounted at Knee Part # MSHSLK \$215
 RIGHT Mounted at Knee Part # MSHSRK \$215

Swingaway Removable Hardware for Hip Supports
(HCPCS code E1028)

LEFT Mounted at Hip Part # SHSHLH \$215
 RIGHT Mounted at Hip Part # SHSHRH \$215
 LEFT Mounted at Knee Part # SHSHLK \$215
 RIGHT Mounted at Knee Part # SHSHRK \$215

STANDARD FRONT RIGGING

CALL TO CONFIRM ON SEAT SIZES BELOW 16"W X 16"D

Fixed Center Mount Foot Platform ⁽¹⁾ Part # FCMP N/C

Set at 83° 90° 97°

Part # SA83 SA90 SA97

Seat pan to footplate: 9"-13" Seat pan to footplate: 13"-17"

Part # SPTF1 Part # SPTF2

OR

Invacare 70° Swingaway Footrests (Pair) ⁽²⁾ Part # 170SAF . . . N/C

NOTES:

1. Comes with tapered footplate 12" x 10.75" made of steel 1/8" thick with built in heel wells. This is not upgradeable with calf pads or foot plates/foot platforms.
2. Includes composite footplates and are not covered by Motion Concepts Lifetime warranty.

POWER CENTER MOUNT FOOT PLATFORM OPTIONS

CENTER MOUNTS ARE RESTRICTED TO SEAT DEPTHS 16" AND GREATER

MUST BE COMPLETED	Measurement in Inches
Knee to Heel:	
Cushion Thickness: (Subtract)	
Cushion Compression: (Add)	
Seat Pan to Footplate: (Total)	

LNx Power Center Mount Foot Platform ⁽¹⁾⁽²⁾ Part # LNx . . \$2,795
(HCPCS code E1012) 13"-19" unlimited adjustability N/C

Add: **One Piece Calf Panel** Part # OPCP \$250

NOTES:

1. Includes as standard a individual calf pads and a 12" x 9" cast footplate with a rubber foot mat. There is 8" of anti-shear extension.
2. 2.5" of ground clearance is required.

POWER FOOT PLATFORM OPTIONS FOR LNx

Power Telescoping Foot Platform for LNx ⁽¹⁾ Suggested Retail \$2,250

Powers lower leg length vertically up to a maximum of 4" extension

Part # LNXPFT . . . Specific Client Measurements Required*

Power Flip up Foot Platform for LNx ⁽¹⁾⁽²⁾ . . Suggested Retail \$1,995

. Specific Client Measurements Required*

NOTE:

1. Available with one piece calf panel only and not available with a finished knee-to-heel of 13" or less. Requires 2-6 function electronics. Not available with Split Footplates.
2. Comes with a 12" x 10.75" footplate made of durable aluminum 1/4" thick with heel loops.

MANUAL CENTER MOUNT FRONT RIGGING

Maxx Style Fixed Center Mount Foot Platform ⁽¹⁾ Part # MSCFMP \$595

Set at 83° 90° 97°

Part # SA83 SA90 SA97

Seat pan to footplate: 13"-19"

Invacare Centre Mount Adjustable Knee Angle Part # 1AKACM \$595

Seat pan to footboard: (9.25" - 12") Part # SPTF3

(12.25" - 15") Part # SPTF4

NOTE:

1. Depth and height adjustable. Includes individual flat calf pads and a 12" x 9" cast footplate with a rubber foot mat.

POWER FOOT PLATFORM OPTIONS

Power Telescoping Foot Platform with Fixed Center Mount ⁽¹⁾

Specific Client Measurements Required* Part # FCMFPTF . Suggested Retail \$2,845

Powers lower leg length vertically up to a maximum of 4" extension

Power Flip up Foot Platform with Fixed Center Mount ⁽¹⁾⁽²⁾

Specific Client Measurements Required* Part # FCMFPFUF . Suggested Retail \$2,590

NOTE:

1. Includes the Fixed Center Mount Foot platform which does not elevate.
2. Comes with a 12" x 10.75" footplate made of durable aluminum 1/4" thick with heel loops.

Ultra Low Maxx CG Power Positioning System on ROVI X₃ Base

Specific Client Measurements Required - Please call customer service at 1-888-433-6818 and/or fax 1-888-433-6834 to ensure that we have all the client details we require for this type of option.

FOOT PLATFORM OPTIONS FOR MAXX/LNX CMFP

- Small Flip Foot Platform⁽¹⁾**
(12"W x 8.5"D) Part # SFFP \$180
- Medium Flip-up Foot Platform⁽¹⁾**
(12"W x 10.75"D) Part # MFFP \$180
- Large Flip-up Foot Platform⁽¹⁾**
(14.5"W x 13"D) Part # LFFP \$250
- Extra Large Flip-up Foot Platform⁽¹⁾**
17"W x 13"D) Part # XLFFP \$250

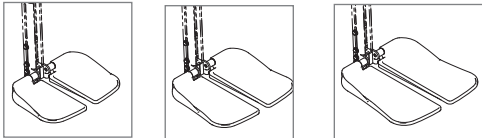
NOTES:
1. The foot platform is made of 1/4" aluminum with heel loops.

FOOT PLATE OPTIONS FOR CENTER MOUNTS

Individual Footplates for LNX and Maxx Style Fixed Center Mount

In cast aluminum with built in heel cups and rubber mat

Select:



- | | | | | |
|--------|---|---|--|----------|
| Left: | <input type="checkbox"/> S(5"W x 7.5"D) | <input type="checkbox"/> M(5.5"Wx9.5"D) | <input type="checkbox"/> L(6"Wx11.5"D) | .. \$165 |
| Part # | IFSL | IFML | IFLL | |
| Right: | <input type="checkbox"/> S(5"W x 7.5"D) | <input type="checkbox"/> M(5.5"Wx9.5"D) | <input type="checkbox"/> L(6"Wx11.5"D) | .. \$165 |
| Part # | IFSR | IFMR | IFLR | |

POWER FRONT RIGGING OPTIONS

Maxx Style Swing-Away Power Elevating Pivot Legrests⁽¹⁾ Part # MSPPL \$2,490
(HCPCS code E1010)

- Select Receivers: Straight Part # RS Flared outward 1" Part # RF
- Seat pan to footplate: S (10"-14") Part # SPTF5 M (13"-17") Part # SPTF6 L (16"-20") Part # SPTF7
- Select Footplates on page 8 under Foot plate options:
- Select Function: Individual⁽²⁾ Part # INDA Combined Part # COMA Synchronized W/Recline Part # SYNA

NOTES:
1. Includes Swing Away receivers, Pivot Plus Legrests and actuators. Legs swing away manually
2. Individual legs count as two functions.

MANUAL ELEVATING LEGRESTS

Maxx Style Swing-Away Manual Elevating Pivot Legrests Part # MMPPSA \$680

- Select Receivers: Straight Part # RS Flared outward 1" Part # RF
- Seat pan to footplate: S (10"-14") Part # SPTF5 M (13"-17") Part # SPTF6 L (16"-20") Part # SPTF7
- Select Footplates on page 8 under Foot plate options:

Dealer Name: _____
Dealer Account Number: _____
PO #: _____
Tag: _____

SWING-AWAY FRONT RIGGING OPTIONS

Heavy Duty 70° Swingaway Footrests⁽¹⁾ (Pair) Part # HD70 \$495

- Select Receivers: Straight Part # RS Flared outward 1" Part # RF
- Seat pan to footplate: S (11"-15") Part # SPTF8 M (13"-17") Part # SPTF9 L (16"-20") Part # SPTF10

Calf pads for HD Swing Away Footrests (pair) \$275

- Select: Flat Pads Part # HD70FCP Curved Calf pads (inside width is 6") Part # HD70CCP
- Select Footplates on page 8 under Foot plate options:

Residual Limb Support (6.75"W x 9.75"L x 2H)⁽²⁾ \$495
(HCPCS code E1020)

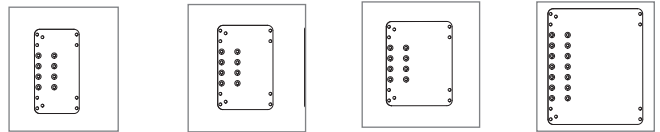
- Select: Left Part # RLSL Right Part # RLSR

Dynamic Coil Springs (Pair) for Heavy Duty 70° Swingaway Footrests Part # DCS \$190

NOTE:
1. Heavy duty durable construction (4.5lbs ea.).
2. Swing away and removable, 50° of angle adjustment, 3.5" height adjustment and 2" of for/aft adjustment.

FOOT PLATE OPTIONS FOR ELEVATING AND SWING AWAY FRONT RIGGING⁽¹⁾

SELECT FOOTPLATE SIZE FOR BELOW HARDWARE:

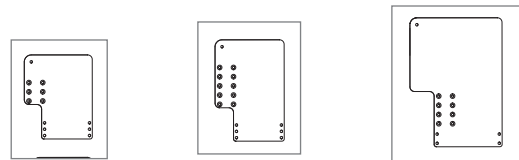


Adjustable Angle Foot Plates(Each)(HCPCS code K0040) \$165
Left S(4.25"W x 8"D) M(5.25"Wx8"D) L(6.25"Wx8"D) XL(9"Wx11"D)

- | | | | | |
|--------|--|--|--|---------------------------------------|
| Part # | AFSL | AFML | AFLL | AFXL |
| Right | <input type="checkbox"/> S(4.25"W x 8"D) | <input type="checkbox"/> M(5.25"Wx8"D) | <input type="checkbox"/> L(6.25"Wx8"D) | <input type="checkbox"/> XL(9"Wx11"D) |
| Part # | AFSR | AFMR | AFLR | AFXR |

Multi-Axis Adjustable Angle Foot Plates(Each)(HCPCS code K0040) \$225
Left S(4.25"W x 8"D) M(5.25"Wx8"D) L(6.25"Wx8"D) XL(9"Wx11"D)

- | | | | | |
|--------|--|--|--|---------------------------------------|
| Part # | MFSL | MFML | MFLL | MFXL |
| Right | <input type="checkbox"/> S(4.25"W x 8"D) | <input type="checkbox"/> M(5.25"Wx8"D) | <input type="checkbox"/> L(6.25"Wx8"D) | <input type="checkbox"/> XL(9"Wx11"D) |
| Part # | MFSR | MFMR | MFLR | MFXR |



Adjustable Angle Foot Plates(Each)(HCPCS code K0040) \$165

- | | | | |
|--------|--|--|---|
| Left | <input type="checkbox"/> S(7.25"W x 9"D) | <input type="checkbox"/> M(7.5"W x 11"D) | <input type="checkbox"/> L(10"W x 14"D) |
| Part # | AFCSL | AFMCL | AFCLL |
| Right | <input type="checkbox"/> S(7.25"W x 9"D) | <input type="checkbox"/> M(7.5"W x 11"D) | <input type="checkbox"/> L(10"W x 14"D) |
| Part # | AFCSR | AFCMR | AFCLR |

Multi-Axis Adjustable Angle Foot Plates(Each)(HCPCS code K0040) \$225

- | | | | |
|--------|--|--|---|
| Left | <input type="checkbox"/> S(7.25"W x 9"D) | <input type="checkbox"/> M(7.5"W x 11"D) | <input type="checkbox"/> L(10"W x 14"D) |
| Part # | MFCSL | MFCML | MFCLL |
| Right | <input type="checkbox"/> S(7.25"W x 9"D) | <input type="checkbox"/> M(7.5"W x 11"D) | <input type="checkbox"/> L(10"W x 14"D) |
| Part # | MFCSR | MFCMR | MFCLR |

Heel Loops (Each)QUANTITY () (HCPCS code E0951) \$20
 Left Part # HLL Right Part # HLR

NOTE:
1. Certain footplate sizes may not fit all seat widths depending on legrests selected.

Ultra Low Maxx CG Power Positioning System on ROVI X₃ Base

Specific Client Measurements Required - Please call customer service at 1-888-433-6818 and/or fax 1-888-433-6834 to ensure that we have all the client details we require for this type of option.

Dealer Name: _____
 Dealer Account Number: _____
 PO #: _____
 Tag: _____

CALF PANEL AND STRAP OPTIONS

- Airmesh Calf Strap for chairs 15"-18" wide** - 3.5" pad height
 Part # CSM \$115
- Airmesh Calf Strap for chairs 18"-22" wide**-3.5" pad height
 Part # CSL \$115
- Airmesh Calf Panel for chairs 15"-18" wide** 35.5"w x 9"h pad
 Part # CPM \$170
- Airmesh Calf Panel for chairs 18"-22" wide** 38.5"w x 9"h pad
 Part # CPL \$185

ELECTRONICS SWITCH MOUNTING

Select: Left Right Do Not Mount Specialty Controls*
 Part # ESML ESMR ESMD ESMS

*Please complete specification Specialty Control configuration box below.

For your ASL Drive Systems needs please refer to the following
 ASL Single invoice price list form # 02-097

SINGLE-FUNCTION ELECTRONICS

- Single/Dual Function Through Switch/Toggle⁽¹⁾**STD
 Please Select One: Single Push Button Part # SFCBSPBS
 Single Toggle Part # SFCBST
 Single Toggle/Bat extension Part # SFCBSTB
 Dual Push Button Part # SFCBDPB
 Omit Switch Part # SFCBOS
 Add: Reduced Drive for Elevating Seat Part # RDE \$400
- Single/Dual Function Through Joystick⁽¹⁾⁽²⁾** Part # SFCBJ \$1,150
 (HCPCS code E2310)
 Add: Reduced Drive for Elevating Seat Part # RDE \$400
 Additional Switch: Single Push Button Part # SPBS \$97
 Single Toggle Part # ST
 Single Toggle/Bat extension Part # STB
 Dual Push Button Part # DPB

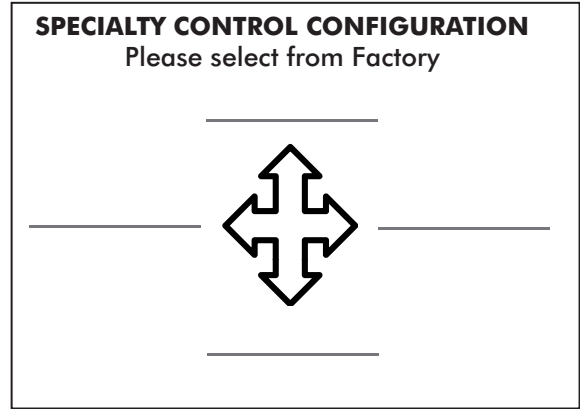
NOTE:
 1. These electronics include drive lock-out and tilt limit.
 2. Toggle action only.

MULTI-FUNCTION ELECTRONICS

- Multi Function Through Switches/Toggles⁽¹⁾** \$1,145
 Select: Quad Push Button Part # MFCBQP
 Four-Way Toggle Part # MFCBFWT
 8-Way Rocker⁽²⁾ Part # MFCBEWR
 Add: Reduced Drive for Elevating Seat Part # RDE \$400
- Multi Function Through Drive Control⁽¹⁾** \$2,350
 (HCPCS code E2311)
 Through Joystick Part # MFCBJJ
 Through Specialty Control* Part # MFCBJS
 *Fill out Specialty control configuration box below
 Includes: Reduced Drive for Elevating Seat Yes Part # RDY
 No Part # RDN
 Additional Switch: Quad Push Button Part # QPB \$97
 Four-Way Toggle Part # FWT \$97
 8-Way Rocker Part # 8WR \$150

NOTE:
 1. These electronics include attendant control, drive lock-out, tilt/recline limit and actuator speed control.
 2. Dual function is not available with 8-Way Rocker.

SPECIALTY CONTROL CONFIGURATION



ELECTRONICS OPTIONS

- M16 Splitter⁽¹⁾** (HCPCS code E2399) Part # M16S \$125
 (Allows for multiple switch options with phono plug connection)
- Feather Touch Switch⁽¹⁾** - Single function \$97
 Dime Size Part # FTSD Quarter Size Part # FTSQ
- Feather Touch Switch⁽¹⁾** Multi function \$135
 Dual Dime Size Part # FTMD Quad Dime Size Part # FTMQ
- Stealth Egg Switch**-Single function \$77
 Green Part # SESG Black Part # SESB
- Power Shut Off Switch** -Toggle Switch Only Part # PSOS . . . \$175
 (HCPCS code E2399)
- Lazarus Jump Starter** Part # LJS \$150
 (HCPCS code A9270)
- Accessory Port Power Supply (3 amp capacity)** Part # APPS . \$195
- Step Down Converter⁽¹⁾** Part # SDC \$500
 -converts 24V to 12V
- Richardson Powertech Vent Power Center[®]** Part # RPVPC \$1,950
- 12 Piece Switch Mounting Hardware Kit** Part # TPSMH . . . \$39
 (additional kits)

NOTE:
 1. Only available with R-Net.
 2. Should this product be used in life support applications Motion Concepts will not assume any risk and shall be held harmless against all damages.

MEMORY SEATING OPTIONS⁽¹⁾ - FOR USE WITH R-NET ELECTRONICS ONLY

- Single Function Memory Seating**Suggested Retail \$495
 *Please call for specification sheet 1-888-433-6818Call for RFQ
- Multiple Function Memory Seating**Suggested Retail \$995
 *Please call for specification sheet 1-888-433-6818Call for RFQ

NOTE:
 1. Not available with elevating modules.

Ultra Low Maxx CG Power Positioning System on ROVI X₃ Base

Specific Client Measurements Required - Please call customer service at 1-888-433-6818 and/or fax 1-888-433-6834 to ensure that we have all the client details we require for this type of option.

Dealer Name: _____

Dealer Account Number: _____

PO #: _____

Tag: _____

ADDITIONAL OPTIONS AND ACCESSORIES

- Concepts Back Pack - Single Part # SBP\$125
 Double Part # DBP\$195
- Transfer Handles (Height Adjustable)\$350
 Select: 4"-6.5" Part # THS 9"-11.5" Part # THL
- Push Handles for Recline Systems\$350
 Select: Straight Part # RPHS Angled Part # RPHA
- Flip & Fold Away 1/2 Lap Tray⁽²⁾ (14"W x 10"D) ...\$795
 Select Mounting: Left Part # FFLTL Right Part # FFLTR

NOTES:
 1. May increase seat to floor heights on the certain bases.
 2. Not available on joystick side and only available with a flat arm pad or modular arm pad.

LAP BELTS AND CHEST STRAP

- Padded Lap Belt 2 point⁽¹⁾ Part # PLB2 (HCPCS code E0978) \$170
- Padded Lap Belt 4 point⁽¹⁾ Part # PLB4 (HCPCS code E0978) \$215
- Chest Strap 5"W x 24 L Part # CS\$210
- Push Button Style Seat BeltSTD
 Select: 48" Part # BELT48 60" Part # BELT60 71" Part # BELT71

NOTE:
 1. 67" length only option.

VENT TRAYS⁽¹⁾⁽²⁾⁽³⁾⁽⁴⁾

- Vent Tray - Articulating (Without Battery Tray)\$1,350
 Horizontal (14W X 15D X 10H) Part # ARTVTH
 Vertical (14.625W X 10.125D X 13H) Part # ARTVTV
- Vent Tray - Trilogy 100/200 (14W x 6D)\$1,350
 (14W X 15D X 10H) - (Without Battery Tray) Part # TRILVT

NOTE:
 1. Vents are not standard configuration on Elevating or Precline Systems or with Single Posts Backs. Please request a quotation.
 2. Uses 3 M40 Batteries for the vent.
 3. 50° CG Tilt System weight limit is 225 lbs.
 4. The maximum weight capacity on the vent trays is 35 lbs.

COMPACT-LAPTOP VENT TRAYS⁽¹⁾⁽²⁾

- Vent Tray (Without Battery Tray) Part # CVT\$1,350
- Vent Bag Holder - Articulating -without battery tray Part # VBHA \$990
- Vent Bag Holder - Non Articulating (Without Battery Tray) Part # VBNA ...\$525

NOTE:
 1. Vents are not standard configuration on Elevating or Precline Systems or with Single Posts Backs. Please request a quotation.
 2. Uses 3 M40 Batteries for the vent.

O₂ HOLDERS

- Non-Articulating O₂ Gas Holder Part # NA02H\$395 (Cylinder Style)
- Articulating O₂ Holder⁽¹⁾\$1,250
 Please Select One: O₂ Gas (Cylinder Style) Part # AOHG
 Liquid O₂ (6.5" x 4.5") Part # AOHL
- Non-Articulating IV Pole\$395
 Users Left Part # NA1PL Users Right Part # NA1PR
- Articulating IV Pole Part # AIVP\$1,250

NOTE:
 1. Articulating O₂ holders are not standard configurations on Precline Systems, please call for quotation.

BATTERIES

- MK GROUP 34 Battery Part # M34 SLD G (Each)
 Quantity () (HCPCS code E2359)\$305
- MK GROUP 40 Battery for Vent Application Only (Each)
 Quantity () Part # M40-12 SLD G\$245

INSTALLATION

- Installation by Motion Concepts⁽¹⁾ Part # MCIN/C

NOTE:
 1. Batteries may be required at time of installation, please call to confirm.

Total Retail Value \$ _____

MOTION CONCEPTS - ROVI with RNET Electronics

ASL Electronics Price List and Order Form



Adaptive Switch Laboratories, Inc. Ph: 800-626-8698 Fx: 830-798-6221 www.asl-inc.com

TRANSACTION TYPE:
 Order Quote

Date: ____ / ____ / ____ Account # _____ P.O. # _____

Company Name _____ Phone number: (____) - ____ - ____

Address _____ City _____ State _____ Zip Code _____ Country _____

Contact Name _____ Comments: _____



ASL 101 ASL Single Switch Scanner, One Drive Switch, Fixed Mounting Hardware
\$ 3,700.00


** Requires Digital/Analog Converter (ie. Invacare SNP DI, QLogic Enhanced Display or RNet Omni) Not Included.*


ASL 101

Optional Scanner Upgrades:


ASL AFM Auditory Feedback Modification **\$ 690.00** 

ASL CM Communication Modification **\$ 690.00** 


ASL JLM Large Display and Jumbo LED's **\$ 690.00** 


ASL DDS Dual Switch Step Scan **\$ 690.00**
***Requires Two Switches* 


Drive Switch:

ASL 300 Egg Switch **n/c** 

ASL 314 Ultra Lite Switch **n/c** 


ASL 304A Light Pressure Wobble Switch **n/c** 

ASL 204-3 Pin Connector Proximity Sensor **\$ 504.00** 

ASL 208-3 Pin Connector Adjustable Proximity Sensor **\$ 504.00** 

ASL 203-3 Pin Connector Mini Fiber Optic Sensor **\$ 576.00** 

Drive Switch Mounting Hardware:

ASL 611 Adjustable Switch Mounting Bracket **\$ 152.00** 




ASL 104 ATOM ASL ATOM Electronic Head Array, Fixed Mounting Hardware, One Reset/Mode Change Switch - E2330
\$ 4,115.00

ASL 104 ATOM


Hardware:

ASL 606 Adjustable, Removable Headrest Mounting Hardware **\$ 252.00** 


Reset / Mode Change Switch:

ASL 300 Egg Switch **n/c** 

ASL 314 Ultra Lite Switch **n/c** 

ASL 304A Light Pressure Wobble Switch **n/c** 


Upgraded Reset / Mode Change Switch:


ASL 204 USB Proximity Sensor with Micro USB Connector **\$ 504.00** 


Reset / Mode Change Switch Mounting Hardware:


ASL 611 Adjustable Switch Mounting Bracket **\$ 252.00** 

Upgraded Reset / Mode Change Switch Mounting Hardware Options:

ASL 913L Headrest Swing Away Adjustable Switch Mounting Assembly - Left Side E1028 **\$ 486.00** 

ASL 913R Headrest Swing Away Adjustable Switch Mounting Assembly - Right Side E1028 **\$ 486.00** 

ASL 913B Headrest Swing Away Adjustable Switch Mounting Assembly - Both Sides E1028 **\$ 720.00**
** Additional Switch Not Included* 

ASL 913M Headrest Swing Away Adjustable Switch Mounting Assembly for Ultra Lite Switch - Specify Side **\$ 486.00** 

Accessories:

ASL 557-2 Wireless Dual Switch Receiver for ASL 104 Only **\$ 300.00** 

ASL 557-3 Wireless Triple Switch Receiver for ASL 104 Only **\$ 350.00** 

ASL 558 Wireless Mouse Emulator for ASL 104 Only **\$ 846.00** 

HCPCS codes should not be considered as legal advice. DME providers are responsible for determining appropriate billing codes when submitting for insurance reimbursement.