






Shown actual size: 6-button hybrid keypad in White (RRD-H6BRL-WH) and 1-gang Claro wallplate (sold separately) in White (CW-1-WH)

Direct lighting loads

-  Incandescent/halogen
-  Magnetic low-voltage
-  Tu-Wire® fluorescent

Features and capacities

- Hybrid keypads function as a dimmer and a keypad combined into a single device, to eliminate the need for extra wiring and construction
- Keypads incorporate advanced features such as fade on/fade off and pre-selected scenes
- Scenes can be fine-tuned by pressing and holding the raise/lower buttons to adjust lights or shades
- Backlit buttons
- Available with neutral wire terminal that allows keypads to be installed in either two-wire or neutral wire installations (neutral wire recommended)
- Coordinating Claro®, Satin Colors® and Stainless Steel wallplates only (available separately); not compatible with non-Lutron wallplates, see pg. 408
- For information on engraving, text symbols, or backlit buttons/backlit text, see pgs. 436-437
- A RadioRA 2 system can have up to 100 devices per main repeater, and up to two main repeaters per system (requires qualification of installer)
- Works with Sivoia® QS wireless shades via main repeater (pg. 268)
- Maximum load 450 W/450 VA two-wire or neutral wire, 120 V

Dimensions and mounting

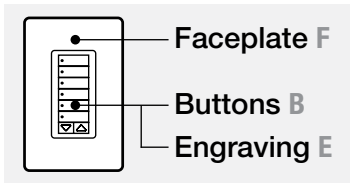
- Width: 2.94 in (75 mm)
Height: 4.69 in (119 mm)
Depth: 1.25 in (32 mm)
Profile: .31 in (8 mm)
- Mounts into a 1-gang U.S. backbox, 3 in (89 mm) deep recommended, 2 in (57 mm) deep minimum

Communication and wiring

- Communicates via Lutron® reliable Clear Connect® RF technology to other Lutron wireless devices, on a 434 MHz band
- Operates at 434 MHz
- Keypads must be located within 30 ft (9 m) of a main/auxiliary repeater

[Download specification submittal](#)
[Download high resolution product image](#)
[Download engraving sheet \(button kit\)](#)

Available finishes



Use **BOLD** color code in model number (Example: RRD-H6BRL-**WH**)

Gloss finishes*



WH
White F, B
Gray E



LA
Light Almond
F, B
Gray E



AL
Almond F, B
Gray E



IV
Ivory F, B
Gray E



GR
Gray F, B
White E



BR
Brown F, B
White E



BL
Black F, B
White E

Satin finishes*



SW
Snow F, B
Gray E



LS
Limestone F
Gray B
White E



BI
Biscuit F, B
Gray E



ES
Eggshell F, B
Gray E



PD
Palladium F
Gray B



TP
Taupe F, B
Gray E



ST
Stone F
Gray B, E



BG
Bluestone F
Gray B
White E



PL
Plum F
Taupe B
White E



TQ
Turquoise F
Gray B
White E



GS
Goldstone F
Ivory B
Gray E




DS
Desert Stone F
Taupe B
Gray E



GB
Greenbriar F
Gray B
White E



MS
Mocha Stone F
Taupe B
White E



TC
Terracotta F
Taupe B
White E



SI
Sienna F
Brown B
White E



HT
Hot F
Taupe B
White E



MR
Merlot F
Taupe B
White E



MN
Midnight F, B
White E

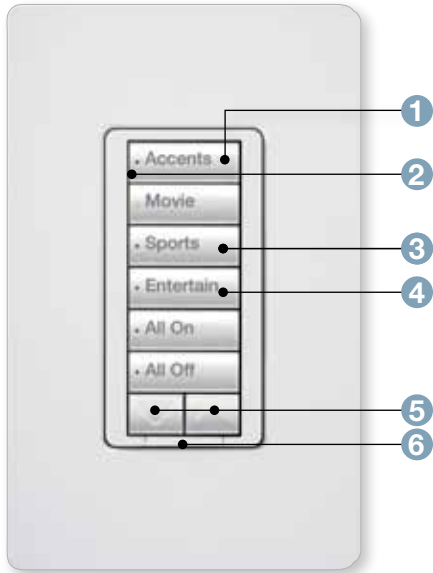


SS**
Stainless Steel F
Black B
White E

*Coordinating wallplates only available separately. For wallplate information, see pg. 408.

**Stainless Steel wallplate includes black plastic trim/adaptor, visible from side. Match with separate Black (BL) or Midnight (MN) controls.

Explanation of features



RadioRA 2 hybrid keypad

.31 in (8 mm) 1.25 in (32 mm)



Features

<p>1 Dimmer</p>	<ul style="list-style-type: none"> • Default location for toggle dimming of connected load. Can be changed with programming
<p>2 Status LEDs</p>	<ul style="list-style-type: none"> • Show status of lights or shades assigned to button
<p>3 Keypad buttons</p>	<ul style="list-style-type: none"> • Press to activate desired levels or positions of lights or shades
<p>4 Backlit buttons</p>	<ul style="list-style-type: none"> • Easy to find and read in low-light conditions
<p>5 Raise/lower buttons</p>	<ul style="list-style-type: none"> • Lights increase or decrease in intensity or shades/draperies move towards the open/close limit
<p>6 FASS™</p>	<ul style="list-style-type: none"> • Front Accessible Service Switch to disconnect power from the load for service

Model numbers

 **Incandescent/halogen or
Magnetic low-voltage (MLV)**

3-button, 2-button with raise/lower dual group keypad and 120V/450W/450VA dimmer	RRD-H1RLD- XX ¹
2-button with raise/lower dual group keypad and 120V/450W/450VA dimmer	RRD-H2RLD- XX ¹
3-button with raise/lower keypad and 120V/450W/450VA dimmer	RRD-H3BSRL- XX ¹
4-button keypad and 120V/450W/450VA dimmer	RRD-H4S- XX ¹
5-button with raise/lower keypad and 120V/450W/450VA dimmer	RRD-H5BRL- XX ¹
6-button with raise/lower keypad and 120V/450W/450VA dimmer	RRD-H6BRL- XX ¹

Two-wire or neutral dimmer.
Minimum load with neutral 15W/VA;
without neutral 50W/VA.
Compatible with RadioRA 2 systems.

Engraved replacement kits

3-button, 2-button with raise/lower dual group keypad and 120V/450W/450VA dimmer	RKD-H1RLD- XX ¹ - E ¹
2-button with raise/lower dual group keypad and 120V/450W/450VA dimmer	RKD-H2RLD- XX ¹ - E ¹
3-button with raise/lower keypad and 120V/450W/450VA dimmer	RKD-H3BSRL- XX ¹ - E ¹
4-button keypad and 120V/450W/450VA dimmer	RKD-H4S- XX ¹ - E ¹
5-button with raise/lower keypad and 120V/450W/450VA dimmer	RKD-H5BRL- XX ¹ - E ¹
6-button with raise/lower keypad and 120V/450W/450VA dimmer	RKD-H6BRL- XX ¹ - E ¹

Compatible with RadioRA 2 hybrid keypads.

XX¹: Gloss and Satin Colors® codes, see pg. 129 (Wallplates not included. Order separately, see pg. 408)

E¹: Engraving codes, see pgs. 436-437

For specific radio frequency by country, refer to the radio frequency chart on pg. 465.
For specific voltage by country information refer to the voltage chart on pg. 462.

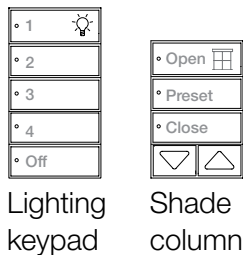
Engraving, backlit buttons/text, and icon table overview

seeTouch® QS and International seeTouch QS keypads and GRAFIK Eye® QS main unit engraving codes

Omit Unengraved
Ships with engraving certificate that customer can redeem at no charge

EGN Standard Engraving

SGN Symbol-based Engraving



Lighting keypad

Shade column

NST Non-standard Text Engraving

When ordering product with non-standard text engraving (NST) a completed engraving form must be submitted. Product will ship engraved as specified by customer.



Backlit buttons, typically on lighter colored buttons



Backlit text, typically on darker colored buttons (BR, BL, SI, MN)

Backlit buttons/text

Depending on color of buttons, engraving is either displayed as backlit text or on backlit buttons.

Engraving

- 10 characters maximum (including spaces)
- Seven characters maximum (including spaces) when using ALL CAPS
- Seven characters maximum (including spaces) when using an icon (see next page for icon codes)
- Text engraving color varies by button color. Lighter colored buttons use gray text and darker colored buttons use white text. Visit www.lutron.com/engraving for further information.

Example



For open icon window #1:



Seven characters maximum when using icon

Download engraving sheets:

- GRAFIK Eye QS main unit (button kit)
- GRAFIK Eye QS main unit (faceplate)
- RadioRA 2 seeTouch wireless keypad (button kit)
- RadioRA 2 tabletop keypad (button kit)
- seeTouch QS keypad (Architectural matte and metal finishes)
- seeTouch QS keypad (Satin finishes)
- International seeTouch QS keypad

Lutron character symbols - icon table

APPEARANCE ON:											
CODE	LIGHT*	DARK**	CODE	LIGHT*	DARK**	CODE	LIGHT*	DARK**	CODE	LIGHT*	DARK**
	BUTTON COLOR	BUTTON COLOR		BUTTON COLOR	BUTTON COLOR		BUTTON COLOR	BUTTON COLOR		BUTTON COLOR	BUTTON COLOR
01.			17.			33.			49.		
02.			18.			34.			50.		
03.			19.			35.			51.		
04.			20.			36.	$\frac{1}{4}$	$\frac{1}{4}$	52.		
05.			21.			37.	$\frac{1}{2}$	$\frac{1}{2}$	53.		
06.			22.			38.	$\frac{3}{4}$	$\frac{3}{4}$	54.		
07.			23.			39.			55.		
08.			24.			40.			56.		
09.			25.			41.			57.		
10.			26.			42.			58.		
11.			27.			43.			59.		
12.			28.			44.			60.		
13.			29.			45.			61.		
14.			30.			46.			62.		
15.			31.			47.			63.		
16.			32.			48.			64.		

* Light button colors include:

White (WH) Beige (BE) Almond (AL) Biscuit (BI) Snow (SW)
Ivory (IV) Gray (GR) Light Almond (LA) Eggshell (ES) Taupe (TP)

** Dark button colors include:

Black (BL)
Brown (BR)