

SOUTHERN CALIFORNIA EDISON COMPANY
SAN ONOFRE NUCLEAR GENERATING STATION

UNIT 2

DOCKET NUMBER 50-361

REACTOR CONTAINMENT BUILDING
INTEGRATED LEAK RATE TEST REPORT

FEBRUARY 1981

SUBMITTED TO

THE UNITED STATES NUCLEAR REGULATORY COMMISSION

18103100402

TABLE OF CONTENTS

	<u>Page</u>
I. INTRODUCTION	1
II. TEST SYNOPSIS	2
III. TEST DATA SUMMARY	3
A. Plant Information	3
B. Technical Data	3
C. Type A Test Results	3
D. Type B and C Test Results	4
E. Integrated Leakage Rate Measurement System	5
F. Information Retained at Plant	8
IV. ANALYSIS AND INTERPRETATION	9

APPENDIXES

- A. Stabilization Summary Data
- B. ILRT Summary Data
- C. ILRT Trend Report
- D. ILRT Mass-Point Analysis
- E. ILRT Total-Time Analysis
- F. ILRT Plot - Temperature versus Time
- G. ILRT Plot - Pressure versus Time
- H. ILRT Plot - Mass-Point Calculated Leakage Rate vs. Time
- I. ILRT Plot - Total-Time Calculated Leakage Rate vs. Time
- J. Not Used
- K. ILRT Summary of Measured Data (for each entry)
- L. Verification Flow Test Summary Data
- M. Verification Flow Test Trend Report
- N. Verification Flow Test Mass-Point Analysis
- O. Verification Flow Test Total-Time Analysis
- P. Verification Flow Test Summary of Measured Data (for each entry)
- Q. Instrument System Error Analysis
- R. Bechtel ILRT Computer Program Summary

I. INTRODUCTION

The reactor containment building Integrated Leakage Rate Test (Type A) is performed to demonstrate that leakage through the primary reactor containment and systems and components penetrating primary containment does not exceed the allowable leakage rate. The allowable leakage rate is specified in the San Onofre Nuclear Generating Station, Unit 2, Final Safety Analysis Report (FSAR), section 14.2.12.20.

The successful preoperational Type A and supplemental verification tests were performed according to the requirements of the San Onofre Nuclear Generating Station, Unit 2, Procedure 2PE-101-01, "Primary Reactor Containment Integrated Leakage Rate Test". The test method utilized is the absolute method described in ANSI N45.4-1972, "Containment System Leakage Testing Requirements." The leakage rate was calculated using formulas from ANSI N45.4-1972 and BN-TOP-1, Revision 1, "Testing Criteria for Integrated Leakage Rate Testing of Primary Containment Structures for Nuclear Power Plants" (Total-Time) and ANSI/ANS 56.8-1980, "Containment System Leakage Testing Requirements" (Mass-Point). The Type A test duration was according to ANSI N45.4-1972.

The test results are reported in accordance with the requirements of 10CFR50, Appendix J, Section V.B.2., and ANSI/ANS 56.8-1980.

II. TEST SYNOPSIS

The preoperation Primary Containment Integrated Leakage Rate Test (ILRT) was successfully completed on December 3, 1980, at the San Onofre Nuclear Generating Station, Unit 2. All requirements of the plant Final Safety Analysis Report were satisfied.

The Structural Integrity Test (SIT) was conducted in conjunction with and immediately prior to the ILRT. Test results and data for the SIT are included in a separate report.

Following the SIT, the containment pressure was decreased to 85% of peak test pressure and held for twenty-five hours. Following repressurization to peak test pressure at 0655 December 2, 1980, containment air temperature was allowed to stabilize for nine hours. (The long temperature stabilization period was due to the Normal A/C Chill Water System being turned off from approximately 1130 to 1325). The ILRT commenced at 1600 December 2, 1980, and was completed at 1600 December 3, 1980.

Test data resulted in a calculated leakage rate of 0.058%/day and 95% upper confidence limit of 0.060%/day using the Mass-Point calculation technique. The Mass-Point calculated 95% upper confidence limit plus a 0.0009%/day local leakage rate penalty satisfies the acceptance criteria of being less than 0.075%/day. The Mass-Point technique is recommended in ANSI/ANS 56.8-1980.

The calculated leakage rate and 95% upper confidence limit using the Total-Time technique were 0.068%/day and 0.077%/day respectively. Since a long duration test (twenty-four hours or more) was performed, no acceptance criteria is applied to the Total-Time calculations.

Following the completion of the ILRT, a successful verification test was performed with an imposed leakage rate of 7.80 scfm (0.100%/day). The Mass-Point calculated leakage rate of 0.174%/day was within the allowable limits of 0.133%/day to 0.183%/day. The Total-Time calculated leakage rate of 0.164%/day was within the allowable limits of 0.143%/day and 0.193%/day.

Computer reports for the ILRT and verification test are attached (Appendices B through P). An instrument error analysis is presented in Appendix Q. A description of the data reduction computer program used to calculate the leakage rates is included in Appendix R.

III. TEST DATA SUMMARY

A. Plant Information

- | | |
|------------------------|---|
| 1. Owner | Southern California Edison |
| 2. Plant | San Onofre Nuclear Generating Station
Unit 2 |
| 3. Location | San Onofre, California |
| 4. Containment Type | Prestressed, post-tensioned concrete,
hemispherical dome |
| 5. NSSS Supplier, Type | Combustion Engineering, PWR |
| 6. Date Test Completed | December 3, 1980 |

B. Technical Data

- | | |
|---|-------------------|
| 1. Containment Net
Free Air Volume | 2,300,000 cu. ft. |
| 2. Design Pressure | 60.0 psig |
| 3. Design Temperature | 300° F |
| 4. Calculated Peak Accident
Pressure, P_a | 55.7 psig |
| 5. Containment ILRT Average
Temperature Limits | 40-120° F |
| 6. Calculated Peak Accident
Temperature | 413.4° F |

C. Test Results - Type A Test

- | | |
|---|---|
| 1. Test Method | Absolute |
| 2. Data Analysis Techniques | Mass Point (per ANSI/ANS 56.8-1980) and
Total-Time (per ANSI N45.4-1972) |
| 3. Test Pressure | 57.2 psig |
| 4. Maximum Allowable Leakage
Rate, L_a | 0.100%/day |
| 5. 75% of L_a | 0.075%/day |

6. Integrated Leakage Rate Test Results	<u>Leakage Rate, %/day</u>	
	From Regres- sion Line (L _{am})	At Upper 95% Confidence Limit
a. Mass Point Analysis	0.058	0.060
b. Total-Time Analysis	0.068	0.077
7. Verification Test Imposed Leakage Rate	7.80 SCFM (0.100%/day)	
8. Verification Test Results		<u>Leakage Rate (%/day)</u>
a. Mass Point Analysis		0.174
b. Total-Time Analysis		0.164
9. Verification Test Limits		<u>Test Limits (%/day)</u>
a. Mass Point Analysis		
1) Upper Limit (Lo+Lam+0.25La)		0.183
2) Lower Limit (Lo+Lam-0.25La)		0.133
b. Total Time Analysis		
1) Upper Limit (Lo+Lam+0.25La)		0.193
2) Lower Limit (Lo+Lam-0.25La)		0.143
10. Report Printouts		

The Report Printouts of the Type A and verification test calculations are provided for the Mass Point and Total Time Analyses (Appendixes B through P). Stabilization data is also provided (Appendix A).

D. Test Results - Type B and C Tests (Only for penetrations not included in ILRT)

During the ILRT the Normal A/C Chill Water System, the ILRT Pressure Sensor and Test Connection, and the Manual Aux Spray Bypass System were not aligned to simulate the configuration after a postulated loss of coolant accident. The measured local leakage rates obtained from Test Procedure 2PE-101-02, "Local Leak Rate Tests", are given below and must be added to the ILRT results.

PENETRATION	SYSTEM /VALVE	LOCAL LEAKAGE RATE SCCM
45	Normal A/C Chill Water/2HV-9990 & 2HV-9920	1267.5
46	Normal A/C Chill Water/2HV-9971 & 2HV-9921	0
10B	ILRT Pressure Sensor/S21500MU038	0
10B	ILRT Pressure Sensor/S21500 MU039	0
34	ILRT Test Connection	0
68	Manual Aux Spray Bypass/S21208MU 129 & 130	637
Total		1904.5
%/ Day		0.000861

E. Integrated Leakage Rate Measurement System

1. Absolute Pressure (1 + 1 backup)

Make: Mensor
 Model: 10100-001
 Range: 0-100 psia
 Accuracy: $\pm 0.015\%$ of reading
 Repeatability: $\pm 0.0005\%$ of full scale

Gage S/N 1487, Capsule S/N 2317
 Calibration Due Date: May 14, 1981

Gage S/N 1489, Capsule S/N 2349
 Calibration Due Date: May 14, 1981
 Calibration Standard:
 Texas Instruments S/N 2741, Capsule 834
 Calibration Due Date: May 10, 1981

2. Drybulb Temperature (18 plus 2 spares)

Make: Rosemount 100 ohm platinum
 Model: 78-65-17
 Range: 0-150° F
 Accuracy: $\pm 0.1^\circ\text{F}$ (60-120° F)
 $\pm 0.15^\circ\text{F}$ (0-150° F)
 Repeatability: $\pm 0.1^\circ\text{F}$

S/N	S/N	S/N	S/N	S/N
120063	116020	120071	120070	120064
117228	116025	120058	117227	117238
120060	117233	117244	117240	120061
120073	120062	117241	117229	117230

Calibration Due Date: April 23, 1981
 Calibration Standard:
 Burns RTD S/N 84939 and
 VMC 202 Keithley 191 DMM

Read Out - Volumetrics Data Acquisitioner

Model: A-901
Accuracy: $\pm .005\%$ of full scale
Repeatability: ± 1 count

3. Dewpoint Temperature (4 + 1 spare)

Make: EG & G
Model: 660-S2
Range: 32-140°F
Accuracy: $\pm 0.54^\circ\text{F}$
Repeatability: N/A

<u>S/N</u>	<u>P.C.B.</u>	<u>Calibration Due Date</u>
721	796	March 3, 1981
725	690	February 27, 1981
749	797	February 27, 1981
764	683	March 3, 1981
782	798	March 3, 1981

Calibration Standard:

EG & G Model No. 660-S2, S/N 593, P.C.B. 192
Calibration Due Date: March 1, 1981

4. Verification Flow (1 + 1 backup)

Make: Kurz Mass Flow Meter
Model: 500-9
Range: 0-15 scfm
Accuracy: $\pm 1\%$ of full scale
Repeatability: $\pm .25\%$ of full scale

S/N ME1567 & ME1569

Calibration Due Date: May 20, 1981

Calibration Standard:

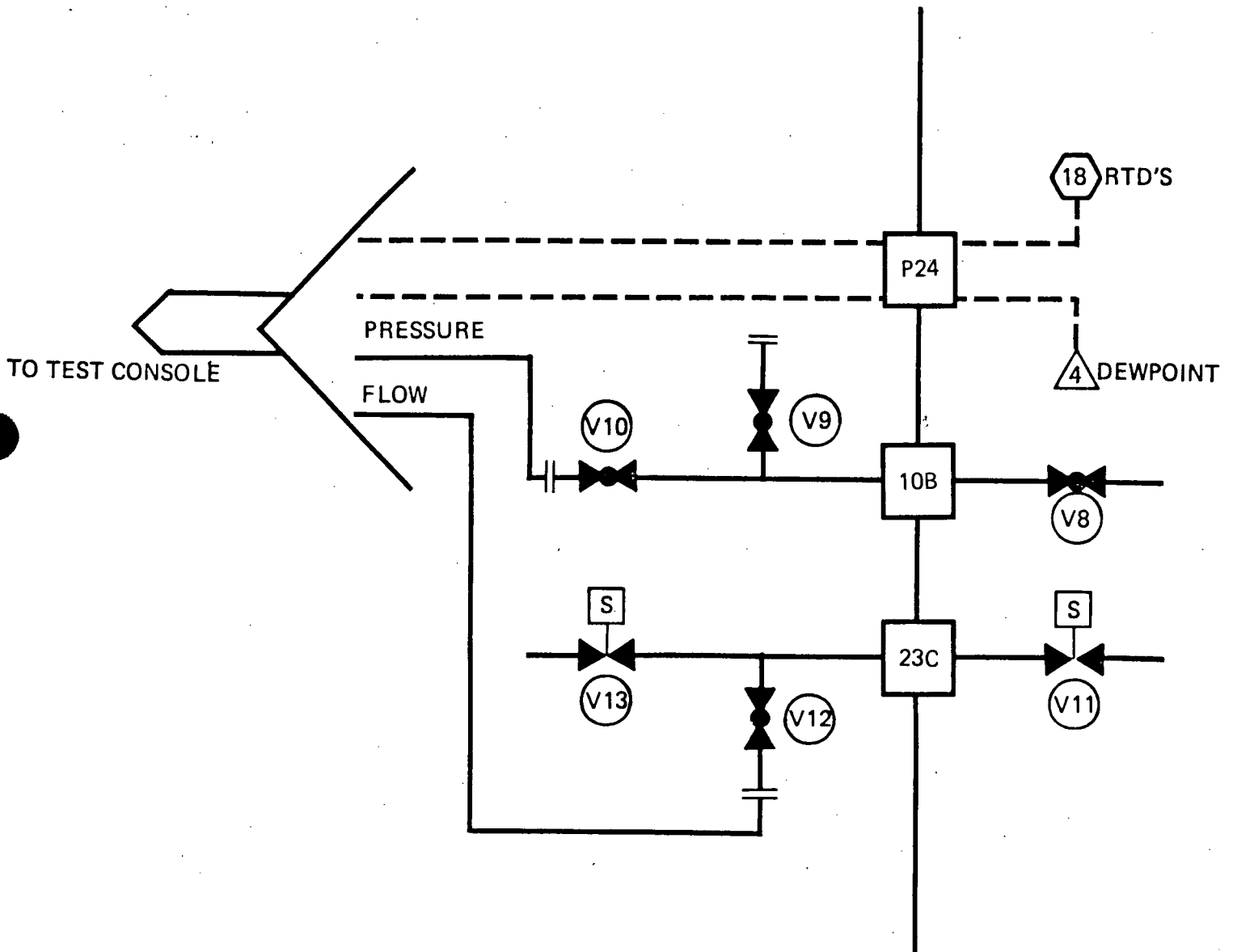
Calibration Due Date:

RTD 84938	May 6, 1981
Digital Ohmmeter VMC 210	May 12, 1981
Flowmeter VMC 505	July 21, 1981

5. Overall Instrumentation Selection Guideline (ISG) Value based on ILRT instrumentation and a twenty-four hour test duration = 0.0091%/day

6. Drybulb and Dewpoint Temperature Sensor Volume Fractions - see Procedure 2PE-101-01, "Primary Reactor Containment Integrated Leakage Rate Test", retained at jobsite.

LEAK RATE MONITORING SYSTEM SCHEMATIC ARRANGEMENT



F. Information Retained at Plant

The following information is available for review at the facility:

1. Access control procedures that were established to limit ingress to containment during testing.
2. A listing of all containment penetrations, penetration size, and function.
3. A listing of normal operating instrumentation used for the leakage rate test.
4. A system lineup (at time of test), showing required valve positions and status of piping systems.
5. A continuous, sequential log of events from initial survey of containment to restoration of all tested systems.
6. Documentation of instrumentation calibrations and standards. Included with documentation should be an error analysis of instrumentation (Appendix Q).
7. Data to verify temperature stabilization criteria as established by test procedure (Appendix A).
8. The working copy of test procedure that would include signature sign-off of procedural steps.
9. Computer printouts of Integrated Leakage Rate Test Data and Reports along with summary description of computer program (Appendixes B through E, K, and R).
10. The Quality Assurance audit plan or checklist that was used to monitor ILRT with proper sign-offs.
11. A listing of all test exceptions including changes in containment system boundaries instituted by licensee to conclude successful testing.
12. Description of sensor malfunctions, repairs, and methods used to redistribute volume fractions to operating instrumentation.
13. A review of confidence limits of test results with accompanying computer printouts where applicable.
14. Description of method of leak rate verification of instrument measuring system (superimposed leakage), with calibration information on flowmeters along with calculations that were used to measure the verification leakage rate (Appendixes L through P).
15. Plots presenting ILRT data obtained during the test (Appendixes F through I).
16. The P&IDs of pertinent systems.

IV. ANALYSIS AND INTERPRETATION

Type A Test Results

The acceptance criteria for a long duration ILRT (twenty-four hours or longer) is that the 95% upper confidence limit for the Mass-Point calculated leakage rate plus the sum of the measured local leakage rates for penetrations not included in the ILRT must be less than 75% of the allowable leakage rate at the peak accident pressure, Pa (-0 + 2 psig).

The Mass-Point calculated 95% upper confidence limit is:

$$95\% \text{ UCL} = 0.060 \text{ \%/day}$$

The local leakage rate for penetrations not included in the ILRT is:

$$\text{LL} = 1904.5 \text{ SCCM} = 0.000861\%/day$$

75% of the allowable leakage rate of 0.100%/day is:

$$.75 \text{ La} = 0.075 \text{ \%/day}$$

The acceptance criteria for the ILRT leakage rate is satisfied, i.e.,

$$95\% \text{ UCL} + \text{LL} < .75 \text{ La}$$

$$0.060\%/day + 0.000861\%/day < 0.075\%/day$$

$$0.061\%/day < 0.075\%/day$$

The acceptance criteria for the imposed leak verification test is:

$$L_o + L_{\text{calc.}} - .25 L_o < L_{\text{ver.}} < L_o + L_{\text{calc.}} + .25 L_o$$

where, L_o = imposed leakage rate in the range

$$.75 L_a \leq L_o \leq 1.25 L_a$$

$$L_{\text{calc.}} = \text{ILRT calculated leakage rate}$$

$$L_{\text{ver.}} = \text{Verification test calculated leakage rate}$$

The imposed leakage was:

$$L_o = .100\%/day$$

The Mass Point calculated leakage rates

$$L_{\text{calc.}} = .058\%/day$$

$$L_{\text{ver.}} = .174\%/day$$

satisfy the criteria that

$$(.100 + .058 - .025)\%/day < .174\%/day < (.100 + .058 + .025)\%/day$$

$$1.33\%/day < .174\%/day < .183\%/day$$

The Total-Time calculated leakage rates

$$L_{calc.} = .068\%/day$$

$$L_{ver.} = .164\%/day$$

satisfy the criteria that

$$(.100 + .068 - .25)\%/day < .164\%/day < (.100 + .068 + .025)\%/day$$

$$.143\%/day < .164\%/day < .193\%/day$$

The calculated leakage rates demonstrate that leakage through the primary reactor containment and systems and components penetrating primary containment does not exceed the allowable leakage rate specified in the plant Final Safety Analysis Report.

APPENDIX A
STABILIZATION SUMMARY DATA

SONGS 2 LEFT STABILIZATION
ALMAX = 0.100 VOL = 2300000.00

TIME	DATE	TEMP	PRESSURE	WPRS
700	1202	541.48043	71.720320	0.39156134
715	1202	540.99202	71.661725	0.38976009
730	1202	540.76258	71.631328	0.38847402
745	1202	540.61449	71.610624	0.38640539
800	1202	540.52676	71.596087	0.38810066
815	1202	540.42683	71.581839	0.38548880
830	1202	540.35479	71.572641	0.38379350
845	1202	540.30419	71.565433	0.38308281
900	1202	540.26687	71.561023	0.38155161
915	1202	540.23565	71.555585	0.38104914
930	1202	540.20133	71.549694	0.38000898
945	1202	540.17245	71.546280	0.37946196
1000	1202	540.16299	71.541651	0.37914080
1015	1202	540.15894	71.539793	0.37802914
1030	1202	540.14610	71.536567	0.37729462
1045	1202	540.10579	71.535365	0.37651653
1100	1202	540.12437	71.533962	0.37593845
1115	1202	540.09709	71.531456	0.37547533
1130	1202	540.11469	71.524960	0.37098097
1145	1202	540.39999	71.555855	0.37483817
1200	1202	540.53703	71.573802	0.37471281
1215	1202	540.61703	71.585412	0.37399380
1230	1202	540.69773	71.594494	0.37382285
1245	1202	540.76581	71.603050	0.37417821
1300	1202	540.82987	71.609415	0.37375943
1315	1202	540.90407	71.615774	0.37333488
1330	1202	540.71420	71.602370	0.37287694
1345	1202	540.57471	71.583738	0.37269668
1400	1202	540.53069	71.574679	0.37284586
1415	1202	540.47993	71.570102	0.37148313
1430	1202	540.46686	71.565473	0.37116131
1445	1202	540.44365	71.566046	0.37058874
1500	1202	540.44413	71.560862	0.37082150
1515	1202	540.40374	71.559433	0.37026999
1530	1202	540.41215	71.558685	0.37002758
1545	1202	540.39279	71.557381	0.36935213
1600	1202	540.38407	71.555320	0.369433229

APPENDIX B
ILRT SUMMARY DATA

SOMSS 2 ILRT

ALMFX = 0.100

VOL = 23000000.00

TIME DATE	TEMP	PRESSURE	WPRS
1600 1202	540.38407	71.555320	0.36943229
1615 1202	540.37503	71.554905	0.36883729
1630 1202	540.36881	71.554623	0.36913977
1645 1202	540.36821	71.554405	0.36836765
1700 1202	540.37969	71.552684	0.36810822
1715 1202	540.36104	71.552984	0.36780781
1730 1202	540.37733	71.552524	0.36727802
1745 1202	540.39124	71.551534	0.36727771
1800 1202	540.38587	71.551620	0.36719137
1815 1202	540.39083	71.552477	0.36633455
1830 1202	540.38203	71.551677	0.36713614
1845 1202	540.37631	71.552412	0.36640016
1900 1202	540.41493	71.552776	0.36603513
1915 1202	540.37469	71.552615	0.36619689
1930 1202	540.39285	71.552848	0.36596404
1945 1202	540.41689	71.552795	0.36601622
2000 1202	540.41531	71.550162	0.36568020
2015 1202	540.40517	71.550199	0.36564323
2030 1202	540.41825	71.550320	0.36552213
2045 1202	540.42035	71.550450	0.36539185
2100 1202	540.44405	71.551017	0.36482556
2115 1202	540.45428	71.551080	0.36476234
2130 1202	540.43253	71.550985	0.36485662
2145 1202	540.44225	71.551987	0.36385574
2200 1202	540.45576	71.556828	0.36396315
2215 1202	540.47165	71.557144	0.36364753
2230 1202	540.46555	71.557281	0.36351082
2245 1202	540.49532	71.557488	0.36330286
2300 1202	540.48429	71.558491	0.36329183
2315 1202	540.48725	71.559798	0.36298512
2330 1202	540.50067	71.559741	0.36303146
2345 1202	540.50645	71.559472	0.36330079
0 1203	540.52964	71.559655	0.36311713
15 1203	540.56145	71.561526	0.36223648
30 1203	540.53329	71.561966	0.36179614
45 1203	540.55015	71.561031	0.36273067
100 1203	540.54659	71.561779	0.36198301
115 1203	540.55780	71.562195	0.36255771
130 1203	540.57521	71.562352	0.36239989
145 1203	540.57587	71.564003	0.36173379
200 1203	540.59356	71.564503	0.36123940
215 1203	540.59196	71.565409	0.36132471
230 1203	540.61997	71.566693	0.36102917
245 1203	540.59937	71.566263	0.36145940
300 1203	540.63756	71.567597	0.36111549
315 1203	540.63919	71.567494	0.36121806
330 1203	540.64183	71.568431	0.36127231
345 1203	540.63783	71.568913	0.36177896

SONGS 2 ILRT
ALMRX = 0.100

WDL = 2300000.00

TIME DATE	TEMP	PRESSURE	VPRS
400 1203	540.69241	71.569877	0.36081607
415 1203	540.67039	71.570028	0.36066414
430 1203	540.67239	71.572034	0.36063925
445 1203	540.68700	71.571647	0.36102711
500 1203	540.68954	71.573466	0.36019687
515 1203	540.70145	71.573156	0.36050663
530 1203	540.68913	71.574081	0.36057193
545 1203	540.70439	71.573994	0.36066003
600 1203	540.73842	71.575718	0.35992544
615 1203	540.73711	71.576270	0.36036368
630 1203	540.73805	71.576472	0.36016167
645 1203	540.73237	71.579266	0.35935779
700 1203	540.74635	71.578775	0.35983806
715 1203	540.75537	71.579233	0.35938055
730 1203	540.77381	71.579823	0.35978011
745 1203	540.79417	71.579859	0.35974488
800 1203	540.77673	71.582285	0.35930002
815 1203	540.78014	71.582211	0.35937265
830 1203	540.80257	71.582987	0.35958782
845 1203	540.83399	71.588566	0.35898881
900 1203	540.82372	71.586736	0.35881797
915 1203	540.83428	71.585804	0.35875057
930 1203	540.82899	71.585779	0.35877519
945 1203	540.85787	71.586577	0.35896644
1000 1203	540.85565	71.586909	0.35863465
1015 1203	540.86089	71.589133	0.35839152
1030 1203	540.87721	71.588677	0.35884809
1045 1203	540.89135	71.589943	0.35857217
1100 1203	540.89605	71.591132	0.35837225
1115 1203	540.90663	71.591904	0.35859144
1130 1203	540.91677	71.594153	0.35832223
1145 1203	540.92058	71.594228	0.35824817
1200 1203	540.94093	71.596005	0.35845021
1215 1203	540.95007	71.595795	0.35866091
1230 1203	540.98360	71.597939	0.35849616
1245 1203	540.97462	71.599383	0.35804253
1300 1203	540.98341	71.600089	0.35832727
1315 1203	541.00151	71.600202	0.35821446
1330 1203	541.02853	71.600064	0.35835189
1345 1203	541.03697	71.603160	0.35822586
1400 1203	541.04621	71.603446	0.35794007
1415 1203	541.04784	71.605063	0.35830278
1430 1203	541.09060	71.607621	0.35772520
1445 1203	541.06633	71.606791	0.35855627
1500 1203	541.08135	71.607017	0.35832934
1515 1203	541.08176	71.608880	0.35745596
1530 1203	541.13374	71.609350	0.35797683
1545 1203	541.11873	71.610652	0.35766464
1600 1203	541.11469	71.612428	0.35687959
0	0.0	0.0	0.0

APPENDIX C
ILRT TREND REPORT

SONGS 2 ILRT

TREND REPORT
 LEAKAGE RATES (WEIGHT PERCENT/DAY)
 ELAPSED TIME: 24.00 HOURS

NO. DATA POINTS	ELAPSED TIME	TOTAL-TIME ANALYSIS MEAN	ANALYSIS CALCULATED	MASS-POINT ANALYSIS CALCULATED	95% UCL
10	2.25	0.006	0.098	0.084	0.123
11	2.50	0.010	0.094	0.076	0.109
12	2.75	0.011	0.084	0.061	0.092
13	3.00	0.017	0.092	0.071	0.099
14	3.25	0.017	0.081	0.055	0.084
15	3.50	0.018	0.077	0.051	0.076
16	3.75	0.021	0.080	0.056	0.079
17	4.00	0.024	0.086	0.065	0.087
18	4.25	0.027	0.087	0.067	0.087
19	4.50	0.029	0.090	0.071	0.089
20	4.75	0.031	0.092	0.073	0.089
21	5.00	0.034	0.095	0.078	0.094
22	5.25	0.036	0.099	0.083	0.098
23	5.50	0.038	0.099	0.082	0.095
24	5.75	0.039	0.098	0.081	0.093
25	6.00	0.039	0.094	0.075	0.088
26	6.25	0.039	0.092	0.072	0.084
27	6.50	0.040	0.089	0.068	0.080
28	6.75	0.041	0.089	0.068	0.079
29	7.00	0.041	0.086	0.065	0.076
30	7.25	0.041	0.084	0.063	0.073
31	7.50	0.041	0.082	0.061	0.071
32	7.75	0.042	0.081	0.060	0.069
33	8.00	0.042	0.081	0.061	0.069
34	8.25	0.043	0.082	0.063	0.071
35	8.50	0.043	0.081	0.062	0.069
36	8.75	0.044	0.081	0.062	0.070
37	9.00	0.044	0.080	0.062	0.069
38	9.25	0.045	0.080	0.062	0.068
39	9.50	0.045	0.080	0.062	0.069
40	9.75	0.046	0.079	0.062	0.068
41	10.00	0.046	0.079	0.062	0.068
42	10.25	0.046	0.079	0.062	0.068
43	10.50	0.047	0.079	0.063	0.068
44	10.75	0.047	0.078	0.062	0.067
45	11.00	0.047	0.078	0.063	0.067
46	11.25	0.048	0.079	0.063	0.068
47	11.50	0.048	0.078	0.063	0.068
48	11.75	0.048	0.078	0.063	0.067

49	12.00	0.049	0.079	0.064	0.069
50	12.25	0.049	0.079	0.064	0.069
51	12.50	0.049	0.078	0.064	0.068
52	12.75	0.049	0.078	0.064	0.068
53	13.00	0.050	0.078	0.064	0.067
54	13.25	0.050	0.077	0.064	0.067
55	13.50	0.050	0.077	0.063	0.066
56	13.75	0.050	0.076	0.063	0.066
57	14.00	0.050	0.076	0.063	0.066
58	14.25	0.050	0.076	0.063	0.066
59	14.50	0.051	0.076	0.063	0.066
60	14.75	0.051	0.075	0.062	0.065
61	15.00	0.051	0.075	0.061	0.064
62	15.25	0.051	0.074	0.061	0.064
63	15.50	0.051	0.074	0.061	0.064
64	15.75	0.051	0.074	0.061	0.064
65	16.00	0.051	0.073	0.060	0.063
66	16.25	0.051	0.073	0.060	0.063
67	16.50	0.051	0.072	0.060	0.062
68	16.75	0.051	0.072	0.060	0.062
69	17.00	0.051	0.072	0.059	0.062
70	17.25	0.051	0.072	0.059	0.062
71	17.50	0.051	0.071	0.059	0.061
72	17.75	0.052	0.071	0.059	0.061
73	18.00	0.052	0.071	0.059	0.061
74	18.25	0.052	0.070	0.058	0.061
75	18.50	0.052	0.070	0.058	0.061
76	18.75	0.052	0.070	0.058	0.061
77	19.00	0.052	0.070	0.058	0.060
78	19.25	0.052	0.070	0.058	0.060
79	19.50	0.052	0.069	0.058	0.060
80	19.75	0.052	0.069	0.058	0.060
81	20.00	0.052	0.069	0.057	0.059
82	20.25	0.052	0.069	0.057	0.059
83	20.50	0.052	0.069	0.058	0.059
84	20.75	0.052	0.068	0.057	0.059
85	21.00	0.052	0.068	0.057	0.059
86	21.25	0.052	0.068	0.057	0.059
87	21.50	0.053	0.068	0.058	0.059
88	21.75	0.053	0.068	0.058	0.060
89	22.00	0.053	0.068	0.058	0.060
90	22.25	0.053	0.068	0.058	0.060
91	22.50	0.053	0.068	0.058	0.060
92	22.75	0.053	0.068	0.058	0.060
93	23.00	0.053	0.068	0.058	0.060
94	23.25	0.053	0.068	0.058	0.060
95	23.50	0.053	0.068	0.058	0.060
96	23.75	0.053	0.068	0.059	0.060
97	24.00	0.053	0.068	0.058	0.060

APPENDIX D
ILRT MASS-POINT ANALYSIS

SONGS 2 ILRT

LEAKAGE RATE (WEIGHT PERCENT/DAY)
MASS-POINT ANALYSIS

TIME AND DATE AT START OF TEST: 1600 1202

ELAPSED TIME: 24.00 HOURS

TIME	TEMP (°R)	PRESSURE (PSIA)	CTMT. AIR MASS (LBM)	MASS LOSS (LBM)	TOT. AVG. MASS LOSS (LBM/HR)
1600	540.384	71.5553	822044		
1615	540.375	71.5549	822053	-9.0	-36.0
1630	540.369	71.5546	822060	-6.2	-30.4
1645	540.368	71.5544	822058	1.6	-18.2
1700	540.380	71.5527	822021	37.2	23.6
1715	540.361	71.5530	822053	-31.8	-6.6
1730	540.377	71.5525	822023	30.1	14.6
1745	540.391	71.5515	821990	32.5	31.1
1800	540.386	71.5516	821999	-9.1	22.6
1815	540.391	71.5525	822001	-2.3	19.1
1830	540.382	71.5517	822006	-4.2	15.5
1845	540.376	71.5524	822023	-17.1	7.9
1900	540.415	71.5528	821968	54.6	25.4
1915	540.375	71.5526	822028	-59.4	5.2
1930	540.393	71.5528	822003	25.0	11.9
1945	540.417	71.5528	821966	37.2	21.0
2000	540.415	71.5502	821938	27.8	26.7
2015	540.405	71.5502	821954	-15.9	21.4
2030	540.418	71.5503	821935	18.5	24.3
2045	540.420	71.5505	821933	1.7	23.4
2100	540.444	71.5510	821904	29.5	28.1
2115	540.454	71.5511	821889	14.8	29.6
2130	540.433	71.5510	821921	-32.0	22.5
2145	540.442	71.5520	821918	3.3	22.0
2200	540.456	71.5568	821953	-35.1	15.3
2215	540.472	71.5571	821932	20.5	18.0
2230	540.466	71.5573	821943	-10.8	15.6
2245	540.495	71.5575	821900	42.9	21.4
2300	540.484	71.5585	821928	-28.3	16.6
2315	540.487	71.5588	821927	1.0	16.1
2330	540.501	71.5597	821918	9.6	16.9
2345	540.506	71.5595	821906	11.9	17.9
0	540.530	71.5597	821873	33.2	21.4
15	540.561	71.5615	821846	26.9	24.1
30	540.533	71.5620	821894	-47.9	17.7
45	540.550	71.5610	821857	36.4	21.4
100	540.547	71.5618	821871	-14.0	19.2
115	540.558	71.5622	821859	12.3	20.0
130	540.575	71.5624	821835	24.7	22.1
145	540.576	71.5640	821852	-18.0	19.7
200	540.594	71.5645	821831	21.1	21.3
215	540.592	71.5654	821844	-12.8	19.5
230	540.620	71.5667	821816	27.8	21.7
245	540.599	71.5663	821843	-26.4	18.8
300	540.638	71.5676	821800	42.7	22.2
315	540.639	71.5675	821796	3.6	22.0
330	540.642	71.5684	821803	-6.7	21.0
345	540.638	71.5689	821815	-11.6	19.6

400	540.692	71.5699	821743	71.9	25.1
415	540.670	71.5700	821778	-35.2	21.7
430	540.672	71.5720	821798	-20.0	19.7
445	540.687	71.5716	821771	26.6	21.4
500	540.690	71.5735	821788	-17.0	19.7
515	540.701	71.5732	821767	21.7	21.0
530	540.689	71.5741	821796	-29.3	18.4
545	540.704	71.5740	821772	24.2	19.8
600	540.738	71.5757	821740	31.9	21.7
615	540.737	71.5763	821748	-8.3	20.8
630	540.738	71.5765	821749	-0.9	20.4
645	540.732	71.5783	821778	-29.2	18.0
700	540.746	71.5788	821763	15.4	18.8
715	540.755	71.5792	821755	8.5	19.0
730	540.774	71.5798	821733	21.3	20.1
745	540.794	71.5799	821703	30.5	21.7
800	540.777	71.5823	821757	-54.4	18.0
815	540.780	71.5822	821751	6.0	18.1
830	540.803	71.5830	821726	25.2	19.3
845	540.834	71.5856	821708	18.1	20.1
900	540.824	71.5857	821725	-17.6	18.8
915	540.834	71.5858	821710	15.3	19.4
930	540.839	71.5858	821718	-7.8	18.7
945	540.858	71.5866	821683	34.7	20.4
1000	540.856	71.5869	821690	-7.2	19.7
1015	540.861	71.5891	821708	-17.6	18.4
1030	540.877	71.5887	821678	30.0	19.8
1045	540.891	71.5899	821671	7.0	19.9
1100	540.896	71.5911	821677	-6.5	19.3
1115	540.907	71.5919	821670	-7.2	19.4
1130	540.917	71.5942	821681	-10.4	18.7
1145	540.921	71.5942	821676	4.9	18.7
1200	540.941	71.5960	821665	10.5	19.0
1215	540.950	71.5958	821649	16.3	19.5
1230	540.984	71.5979	821623	26.3	20.6
1245	540.975	71.5994	821653	-30.2	18.9
1300	540.983	71.6001	821647	5.3	18.9
1315	541.002	71.6002	821621	26.2	19.9
1330	541.029	71.6001	821579	42.6	21.7
1345	541.037	71.6032	821601	-22.7	20.4
1400	541.046	71.6034	821591	10.8	20.6
1415	541.048	71.6051	821607	-16.1	19.7
1430	541.091	71.6076	821571	35.6	21.0
1445	541.066	71.6068	821598	-27.3	19.6
1500	541.081	71.6070	821578	20.2	20.3
1515	541.082	71.6089	821599	-20.8	19.2
1530	541.134	71.6094	821525	73.5	22.1
1545	541.119	71.6107	821563	-37.7	20.3
1600	541.115	71.6124	821590	-26.5	18.9

FREE AIR VOLUME USED (MILLIONS OF CU. FT.) = 2.300

REGRESSION LINE

INTERCEPT (LBM) = 822046

SLOPE (LBM/HR) = -20.0

MAXIMUM ALLOWABLE LEAKAGE RATE = 0.100

75 % OF MAXIMUM ALLOWABLE LEAKAGE RATE = 0.075

THE UPPER 95% CONFIDENCE LIMIT = 0.060

THE CALCULATED LEAKAGE RATE = 0.058

APPENDIX E
ILRT TOTAL -TIME ANALYSIS

SONGS 2 ILRT

LEAKAGE RATE (WEIGHT PERCENT/DAY)
TOTAL-TIME ANALYSIS

TIME AND DATE AT START OF TEST: 1600 1202
ELAPSED TIME: 24.00 HOURS

TIME	TEMP. (°R)	PRESSURE (PSIA)	MEASURED LEAKAGE RATE
1600	540.384	71.5553	
1615	540.375	71.5549	-0.105
1630	540.369	71.5546	-0.089
1645	540.368	71.5544	-0.053
1700	540.380	71.5527	0.069
1715	540.361	71.5530	-0.019
1730	540.377	71.5525	0.043
1745	540.391	71.5515	0.091
1800	540.386	71.5516	0.066
1815	540.391	71.5525	0.056
1830	540.382	71.5517	0.045
1845	540.376	71.5524	0.023
1900	540.415	71.5528	0.074
1915	540.375	71.5526	0.015
1930	540.393	71.5528	0.035
1945	540.417	71.5528	0.061
2000	540.415	71.5502	0.078
2015	540.405	71.5502	0.062
2030	540.418	71.5503	0.071
2045	540.420	71.5505	0.068
2100	540.444	71.5510	0.082
2115	540.454	71.5511	0.086
2130	540.433	71.5510	0.066
2145	540.442	71.5520	0.064
2200	540.456	71.5568	0.045
2215	540.472	71.5571	0.052
2230	540.466	71.5573	0.046
2245	540.495	71.5575	0.062
2300	540.484	71.5585	0.048
2315	540.487	71.5588	0.047
2330	540.501	71.5597	0.049
2345	540.506	71.5595	0.052
0	540.530	71.5597	0.063
15	540.561	71.5615	0.070
30	540.533	71.5620	0.052
45	540.550	71.5610	0.062
100	540.547	71.5618	0.056
115	540.558	71.5622	0.058
130	540.575	71.5624	0.065
145	540.576	71.5640	0.057
200	540.594	71.5645	0.062
215	540.592	71.5654	0.057
230	540.620	71.5667	0.063
245	540.599	71.5663	0.055
300	540.638	71.5676	0.065
315	540.639	71.5675	0.064
330	540.642	71.5684	0.061
345	540.638	71.5689	0.057

400	540.692	71.5699	0.073
415	540.670	71.5700	0.063
430	540.672	71.5720	0.058
445	540.687	71.5716	0.063
500	540.690	71.5735	0.058
515	540.701	71.5732	0.061
530	540.689	71.5741	0.054
545	540.704	71.5740	0.058
600	540.738	71.5757	0.064
615	540.737	71.5763	0.061
630	540.738	71.5765	0.059
645	540.732	71.5783	0.053
700	540.746	71.5788	0.055
715	540.755	71.5792	0.056
730	540.774	71.5798	0.059
745	540.794	71.5799	0.063
800	540.777	71.5823	0.052
815	540.780	71.5822	0.053
830	540.803	71.5830	0.056
845	540.834	71.5856	0.059
900	540.824	71.5857	0.055
915	540.834	71.5858	0.057
930	540.829	71.5858	0.054
945	540.858	71.5866	0.059
1000	540.856	71.5869	0.057
1015	540.861	71.5891	0.054
1030	540.877	71.5887	0.058
1045	540.891	71.5899	0.058
1100	540.896	71.5911	0.056
1115	540.907	71.5919	0.057
1130	540.917	71.5942	0.054
1145	540.921	71.5942	0.055
1200	540.941	71.5960	0.055
1215	540.950	71.5958	0.057
1230	540.984	71.5979	0.060
1245	540.975	71.5994	0.055
1300	540.983	71.6001	0.055
1315	541.002	71.6002	0.058
1330	541.029	71.6001	0.063
1345	541.037	71.6032	0.059
1400	541.046	71.6034	0.060
1415	541.048	71.6051	0.057
1430	541.091	71.6076	0.061
1445	541.066	71.6068	0.057
1500	541.081	71.6070	0.059
1515	541.082	71.6089	0.056
1530	541.134	71.6094	0.064
1545	541.119	71.6107	0.059
1600	541.115	71.6124	0.055

MEAN OF MEASURED LEAKAGE RATES = 0.053

MAXIMUM ALLOWABLE LEAKAGE RATE = 0.100

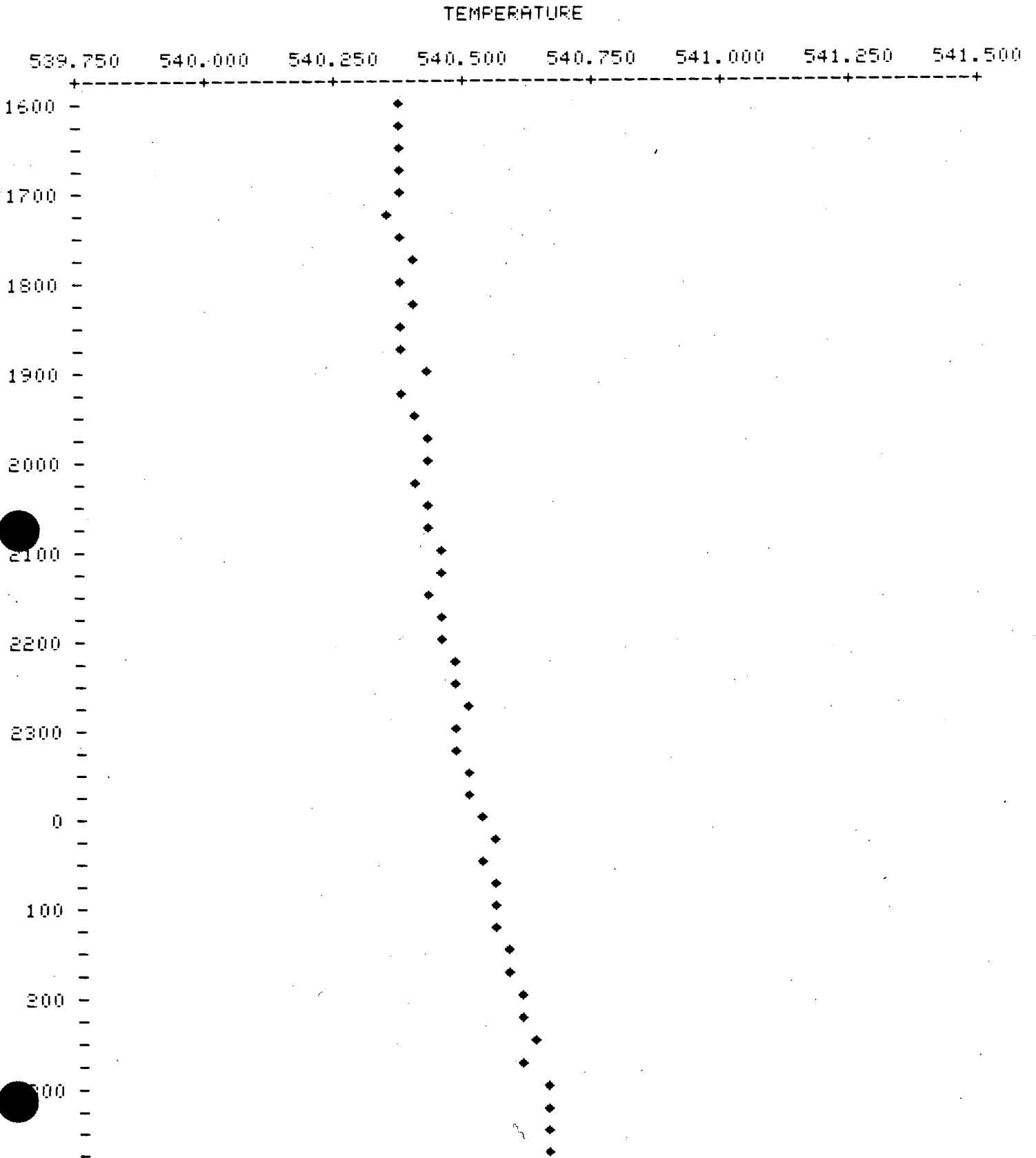
75 % OF MAXIMUM ALLOWABLE LEAKAGE RATE = 0.075

THE UPPER 95% CONFIDENCE LIMIT = 0.077

THE CALCULATED LEAKAGE RATE = 0.068

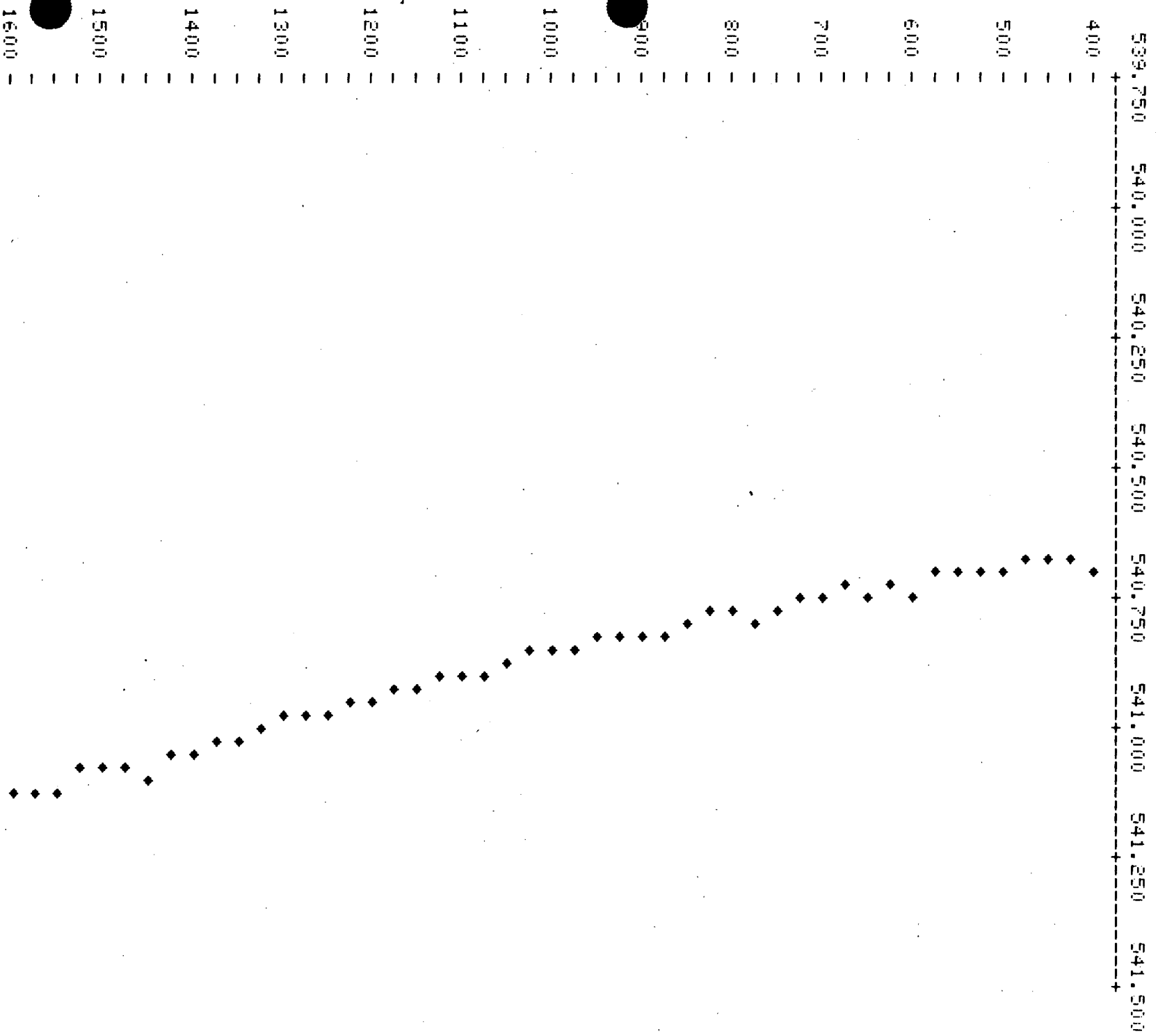
APPENDIX F
ILRT PLOT - TEMPERATURE VERSUS TIME

SONGS 2 ILRT



SONGS 2 IJRT

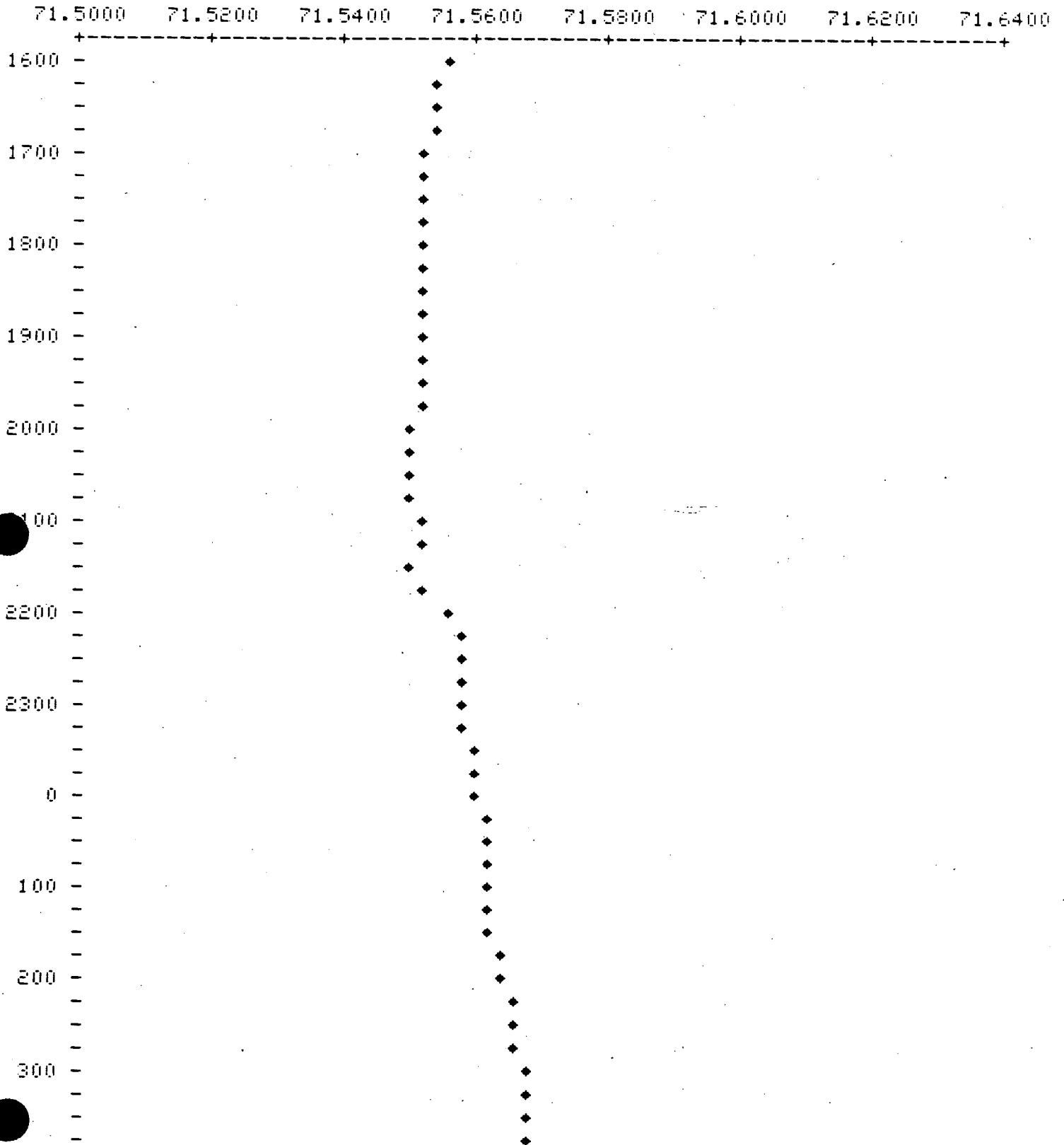
TEMPERATURE



APPENDIX G
ILRT PLOT - PRESSURE VERSUS TIME

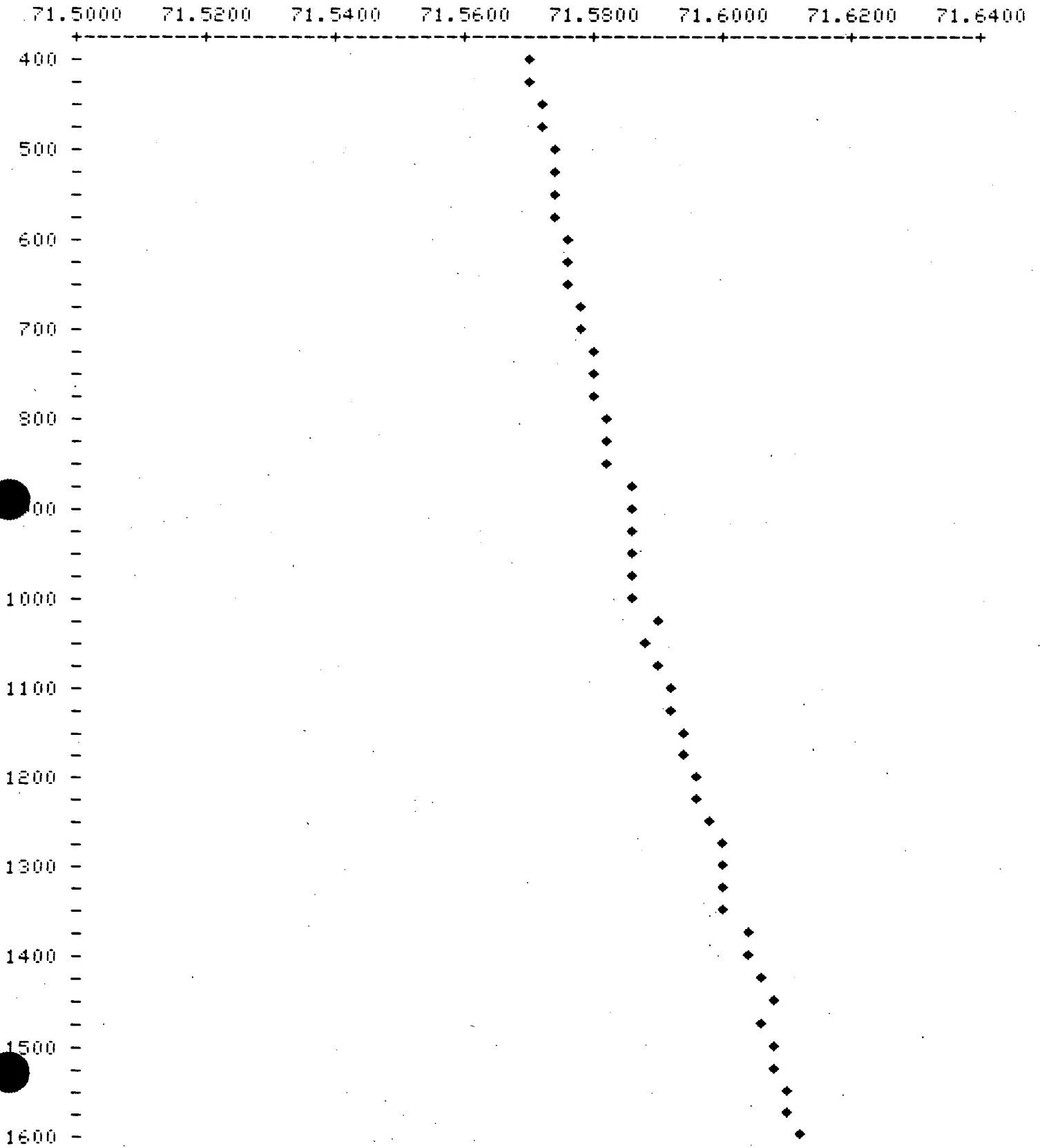
SONGS 2 ILRT

PRESSURE



SONGS 2 ILRT

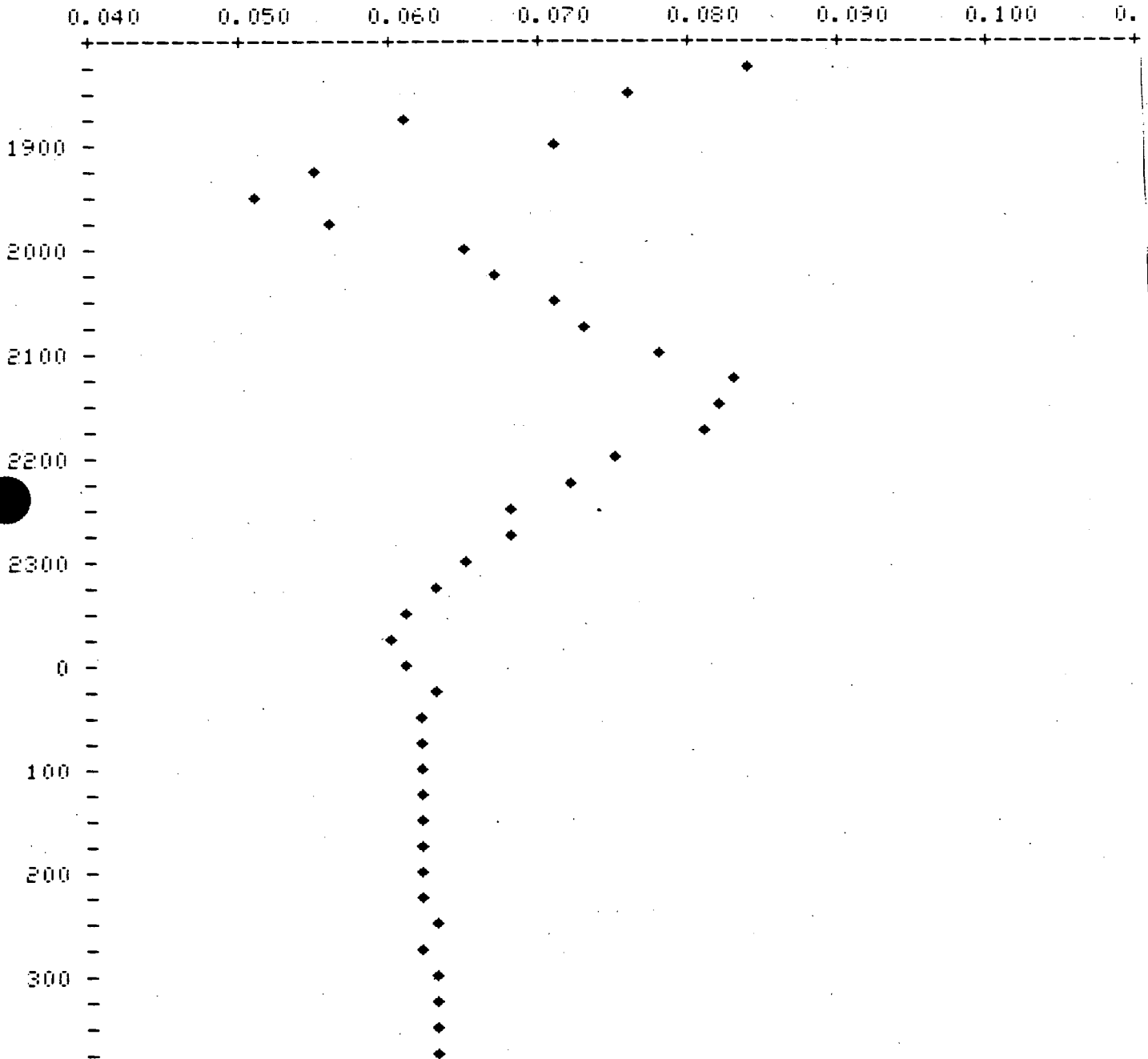
PRESSURE



APPENDIX H
ILRT PLOT - MASS-POINT CALCULATED LEAKAGE RATE vs TIME


SOMES 2 ILRT

MASS-POINT CALCULATED RATE



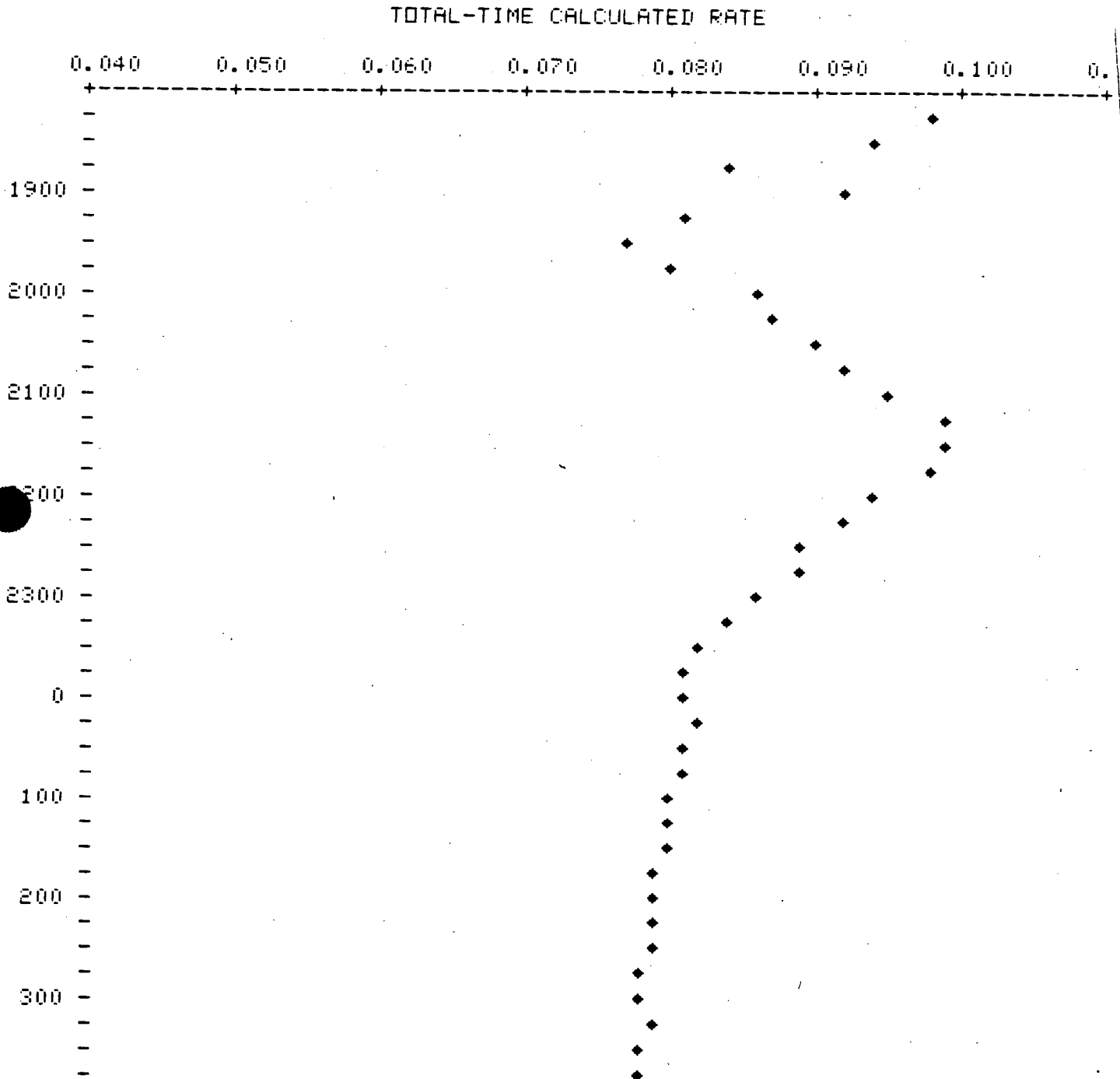
SONGS 2 ILRT

MASS-POINT CALCULATED RATE



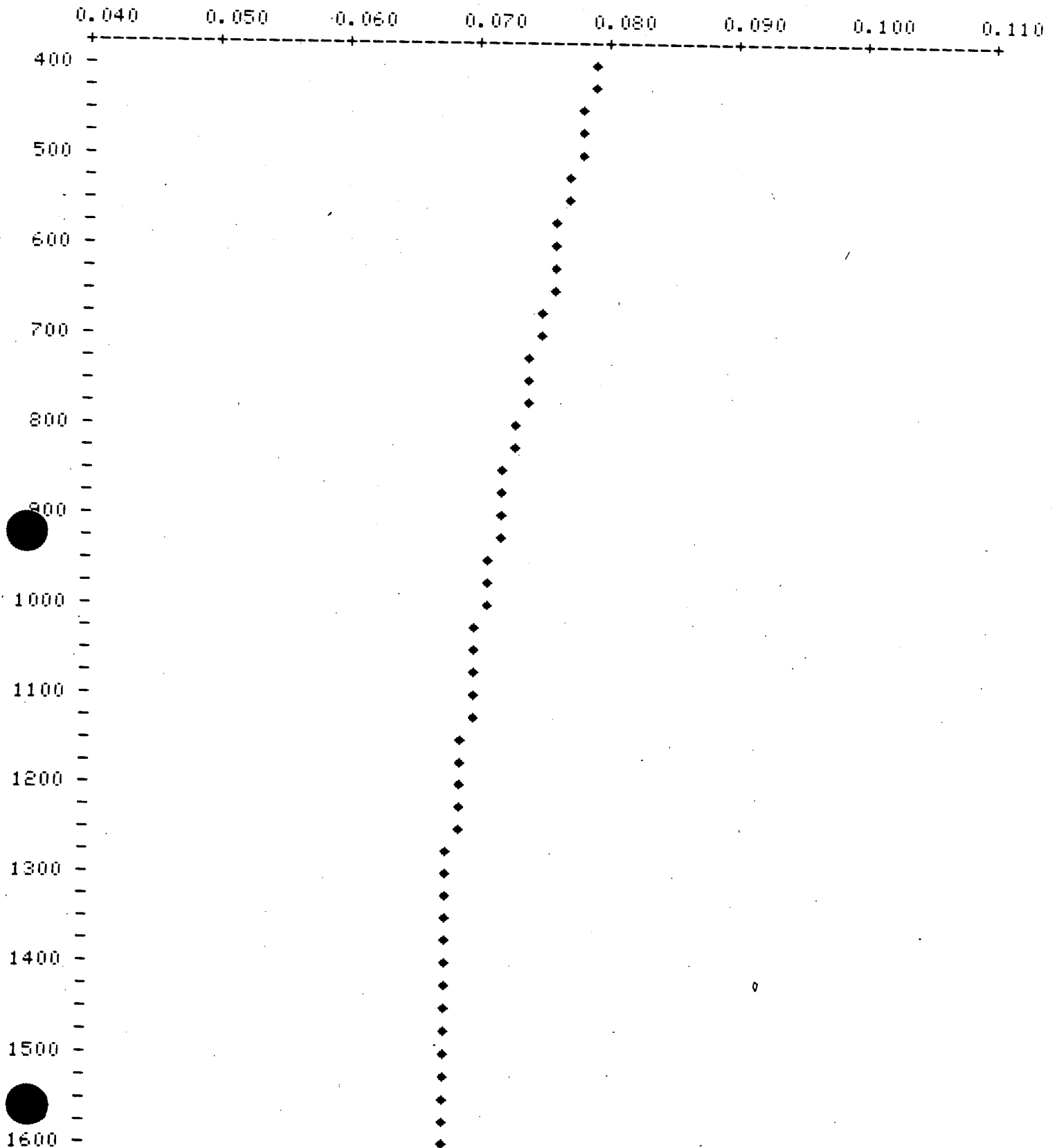
APPENDIX I
ILRT PLOT - TOTAL TIME CALCULATED LEAKAGE RATE vs. TIME

SOMGS 2 ILRT



SONGS 2 ILRT

TOTAL-TIME CALCULATED RATE



APPENDIX K
ILRT SUMMARY OF MEASURED DATA

SUMMARY OF MEASURED DATA AT 1600 1202

TEMP	1 =	539.820	(8015.)
TEMP	2 =	540.630	(8096.)
TEMP	3 =	540.570	(8090.)
TEMP	4 =	540.160	(8049.)
TEMP	5 =	540.460	(8079.)
TEMP	6 =	540.660	(8099.)
TEMP	7 =	540.130	(8046.)
TEMP	8 =	539.850	(8018.)
TEMP	9 =	540.320	(8065.)
TEMP	10 =	540.400	(8073.)
TEMP	11 =	540.460	(8079.)
TEMP	12 =	540.770	(8110.)
TEMP	13 =	539.850	(8018.)
TEMP	14 =	540.440	(8077.)
TEMP	15 =	539.710	(8004.)
TEMP	16 =	540.140	(8047.)
TEMP	17 =	541.110	(8144.)
TEMP	18 =	541.440	(8177.)

PRES 1 = 71.925 (72475.)

VPRS	1 =	0.363	(6999.)
VPRS	2 =	0.375	(7098.)
VPRS	3 =	0.368	(7040.)
VPRS	4 =	0.373	(7079.)

SUMMARY OF CORRECTED DATA

TIME = 1600
DATE = 1202

TEMPERATURE (DEGREES R.) = 540.384
CORRECTED PRESSURE (PSIA) = 71.5553
VAPOR PRESSURE (PSIA) = 0.3694

SUMMARY OF MEASURED DATA AT 1615 1202

TEMP	1 =	539.830	(8016.)
TEMP	2 =	540.630	(8096.)
TEMP	3 =	540.550	(8088.)
TEMP	4 =	540.150	(8048.)
TEMP	5 =	540.450	(8078.)
TEMP	6 =	540.640	(8097.)
TEMP	7 =	540.110	(8044.)
TEMP	8 =	539.860	(8019.)
TEMP	9 =	540.320	(8065.)
TEMP	10 =	540.370	(8070.)
TEMP	11 =	540.440	(8077.)
TEMP	12 =	540.770	(8110.)
TEMP	13 =	539.840	(8017.)
TEMP	14 =	540.440	(8077.)
TEMP	15 =	539.720	(8005.)
TEMP	16 =	540.130	(8046.)
TEMP	17 =	541.070	(8140.)
TEMP	18 =	541.430	(8176.)
PRES	1 =	71.924	(72474.)
VPRS	1 =	0.362	(6992.)
VPRS	2 =	0.374	(7092.)
VPRS	3 =	0.368	(7038.)
VPRS	4 =	0.372	(7076.)

SUMMARY OF CORRECTED DATA

TIME = 1615
DATE = 1202

TEMPERATURE (DEGREES R.) = 540.375
CORRECTED PRESSURE (PSIA) = 71.5549
VAPOR PRESSURE (PSIA) = 0.3689

SUMMARY OF MEASURED DATA AT 1630 1202

TEMP 1 = 539.840 (8017.)
TEMP 2 = 540.650 (8098.)
TEMP 3 = 540.470 (8080.)
TEMP 4 = 540.160 (8049.)
TEMP 5 = 540.440 (8077.)
TEMP 6 = 540.640 (8097.)
TEMP 7 = 540.130 (8046.)
TEMP 8 = 539.810 (8014.)
TEMP 9 = 540.300 (8063.)
TEMP 10 = 540.340 (8067.)
TEMP 11 = 540.460 (8079.)
TEMP 12 = 540.780 (8111.)
TEMP 13 = 539.860 (8019.)
TEMP 14 = 540.460 (8079.)
TEMP 15 = 539.700 (8003.)
TEMP 16 = 540.130 (8046.)
TEMP 17 = 541.070 (8140.)
TEMP 18 = 541.420 (8175.)

PRES 1 = 71.924 (72474.)

VPRS 1 = 0.362 (6995.)
VPRS 2 = 0.375 (7100.)
VPRS 3 = 0.367 (7034.)
VPRS 4 = 0.373 (7078.)

SUMMARY OF CORRECTED DATA

TIME = 1630
DATE = 1202

TEMPERATURE (DEGREES R.) = 540.369
CORRECTED PRESSURE (PSIA) = 71.5546
VAPOR PRESSURE (PSIA) = 0.3691

SUMMARY OF MEASURED DATA AT 1645 1202

TEMP 1 = 539.830 (8016.)
TEMP 2 = 540.680 (8101.)
TEMP 3 = 540.500 (8083.)
TEMP 4 = 540.160 (8049.)
TEMP 5 = 540.420 (8075.)
TEMP 6 = 540.630 (8096.)
TEMP 7 = 540.130 (8046.)
TEMP 8 = 539.810 (8014.)
TEMP 9 = 540.310 (8064.)
TEMP 10 = 540.340 (8067.)
TEMP 11 = 540.440 (8077.)
TEMP 12 = 540.770 (8110.)
TEMP 13 = 539.830 (8016.)
TEMP 14 = 540.430 (8076.)
TEMP 15 = 539.710 (8004.)
TEMP 16 = 540.130 (8046.)
TEMP 17 = 541.060 (8139.)
TEMP 18 = 541.420 (8175.)

PRES 1 = 71.923 (72473.)

VPRS 1 = 0.362 (6989.)
VPRS 2 = 0.375 (7094.)
VPRS 3 = 0.367 (7030.)
VPRS 4 = 0.371 (7068.)

SUMMARY OF CORRECTED DATA

TIME = 1645
DATE = 1202

TEMPERATURE (DEGREES R.) = 540.368
CORRECTED PRESSURE (PSIA) = 71.5544
VAPOR PRESSURE (PSIA) = 0.3684

SUMMARY OF MEASURED DATA AT 1700 1202

TEMP	1	=	539.820	(8015.)
TEMP	2	=	540.770	(8110.)
TEMP	3	=	540.570	(8090.)
TEMP	4	=	540.140	(8047.)
TEMP	5	=	540.430	(8076.)
TEMP	6	=	540.630	(8096.)
TEMP	7	=	540.110	(8044.)
TEMP	8	=	539.790	(8012.)
TEMP	9	=	540.290	(8062.)
TEMP	10	=	540.370	(8070.)
TEMP	11	=	540.430	(8076.)
TEMP	12	=	540.790	(8112.)
TEMP	13	=	539.840	(8017.)
TEMP	14	=	540.440	(8077.)
TEMP	15	=	539.710	(8004.)
TEMP	16	=	540.130	(8046.)
TEMP	17	=	541.070	(8140.)
TEMP	18	=	541.420	(8175.)
PRES	1	=	71.921	(72471.)
VPRS	1	=	0.361	(6988.)
VPRS	2	=	0.374	(7088.)
VPRS	3	=	0.366	(7026.)
VPRS	4	=	0.372	(7073.)

SUMMARY OF CORRECTED DATA

TIME = 1700
DATE = 1202

TEMPERATURE (DEGREES R.) = 540.380
CORRECTED PRESSURE (PSIA) = 71.5527
VAPOR PRESSURE (PSIA) = 0.3681

SUMMARY OF MEASURED DATA AT 1715 1202

TEMP 1 = 539.830 (8016.)
TEMP 2 = 540.450 (8078.)
TEMP 3 = 540.570 (8090.)
TEMP 4 = 540.140 (8047.)
TEMP 5 = 540.430 (8076.)
TEMP 6 = 540.630 (8096.)
TEMP 7 = 540.120 (8045.)
TEMP 8 = 539.840 (8017.)
TEMP 9 = 540.300 (8063.)
TEMP 10 = 540.330 (8071.)
TEMP 11 = 540.440 (8077.)
TEMP 12 = 540.790 (8112.)
TEMP 13 = 539.850 (8018.)
TEMP 14 = 540.440 (8077.)
TEMP 15 = 539.750 (8008.)
TEMP 16 = 540.140 (8047.)
TEMP 17 = 541.050 (8138.)
TEMP 18 = 541.430 (8176.)

PRES 1 = 71.921 (72471.)

VPRS 1 = 0.360 (6979.)
VPRS 2 = 0.374 (7088.)
VPRS 3 = 0.367 (7030.)
VPRS 4 = 0.371 (7067.)

SUMMARY OF CORRECTED DATA

TIME = 1715

DATE = 1202

TEMPERATURE (DEGREES R.) = 540.361

CORRECTED PRESSURE (PSIA) = 71.5530

VAPOR PRESSURE (PSIA) = 0.3678

SUMMARY OF MEASURED DATA AT 1730 1202

TEMP	1	=	539.830	(8016.)
TEMP	2	=	540.670	(8100.)
TEMP	3	=	540.570	(8090.)
TEMP	4	=	540.160	(8049.)
TEMP	5	=	540.430	(8076.)
TEMP	6	=	540.620	(8095.)
TEMP	7	=	540.130	(8046.)
TEMP	8	=	539.810	(8014.)
TEMP	9	=	540.300	(8063.)
TEMP	10	=	540.350	(8068.)
TEMP	11	=	540.430	(8076.)
TEMP	12	=	540.790	(8112.)
TEMP	13	=	539.850	(8018.)
TEMP	14	=	540.440	(8077.)
TEMP	15	=	539.760	(8009.)
TEMP	16	=	540.140	(8047.)
TEMP	17	=	541.050	(8138.)
TEMP	18	=	541.420	(8175.)
PRES	1	=	71.920	(72470.)
VPRS	1	=	0.360	(6973.)
VPRS	2	=	0.373	(7083.)
VPRS	3	=	0.366	(7026.)
VPRS	4	=	0.371	(7066.)

SUMMARY OF CORRECTED DATA

TIME = 1730
DATE = 1202

TEMPERATURE (DEGREES R.) = 540.377
CORRECTED PRESSURE (PSIA) = 71.5525
VAPOR PRESSURE (PSIA) = 0.3673

SUMMARY OF MEASURED DATA AT 1745 1202

TEMP 1 = 539.830 (8016.)
TEMP 2 = 540.890 (8122.)
TEMP 3 = 540.500 (8083.)
TEMP 4 = 540.160 (8049.)
TEMP 5 = 540.430 (8076.)
TEMP 6 = 540.640 (8097.)
TEMP 7 = 540.120 (8045.)
TEMP 8 = 539.850 (8018.)
TEMP 9 = 540.300 (8063.)
TEMP 10 = 540.330 (8066.)
TEMP 11 = 540.430 (8076.)
TEMP 12 = 540.800 (8113.)
TEMP 13 = 539.850 (8018.)
TEMP 14 = 540.430 (8076.)
TEMP 15 = 539.740 (8007.)
TEMP 16 = 540.130 (8046.)
TEMP 17 = 541.080 (8141.)
TEMP 18 = 541.420 (8175.)

PRES 1 = 71.919 (72469.)

VPRS 1 = 0.361 (6984.)
VPRS 2 = 0.372 (7076.)
VPRS 3 = 0.366 (7023.)
VPRS 4 = 0.371 (7065.)

SUMMARY OF CORRECTED DATA

TIME = 1745

DATE = 1202

TEMPERATURE (DEGREES R.) = 540.391

CORRECTED PRESSURE (PSIA) = 71.5515

VAPOR PRESSURE (PSIA) = 0.3673

SUMMARY OF MEASURED DATA AT 1800 1202

TEMP	1	=	539.810	(8014.)
TEMP	2	=	540.810	(8114.)
TEMP	3	=	540.530	(8086.)
TEMP	4	=	540.170	(8050.)
TEMP	5	=	540.420	(8075.)
TEMP	6	=	540.640	(8097.)
TEMP	7	=	540.110	(8044.)
TEMP	8	=	539.800	(8013.)
TEMP	9	=	540.310	(8064.)
TEMP	10	=	540.350	(8068.)
TEMP	11	=	540.420	(8075.)
TEMP	12	=	540.780	(8111.)
TEMP	13	=	539.840	(8017.)
TEMP	14	=	540.450	(8078.)
TEMP	15	=	539.790	(8012.)
TEMP	16	=	540.160	(8049.)
TEMP	17	=	541.060	(8139.)
TEMP	18	=	541.410	(8174.)

PRES	1	=	71.919	(72469.)
------	---	---	--------	-----------

VPRS	1	=	0.360	(6979.)
VPRS	2	=	0.373	(7080.)
VPRS	3	=	0.366	(7022.)
VPRS	4	=	0.371	(7064.)

SUMMARY OF CORRECTED DATA

TIME = 1800

DATE = 1202

TEMPERATURE (DEGREES R.) = 540.386

CORRECTED PRESSURE (PSIA) = 71.5516

VAPOR PRESSURE (PSIA) = 0.3672

SUMMARY OF MEASURED DATA AT 1815 1202

TEMP	1	=	539.820	(8015.)
TEMP	2	=	540.820	(8115.)
TEMP	3	=	540.550	(8088.)
TEMP	4	=	540.170	(8050.)
TEMP	5	=	540.420	(8075.)
TEMP	6	=	540.640	(8097.)
TEMP	7	=	540.110	(8044.)
TEMP	8	=	539.810	(8014.)
TEMP	9	=	540.320	(8065.)
TEMP	10	=	540.360	(8069.)
TEMP	11	=	540.410	(8074.)
TEMP	12	=	540.790	(8112.)
TEMP	13	=	539.860	(8019.)
TEMP	14	=	540.450	(8078.)
TEMP	15	=	539.770	(8010.)
TEMP	16	=	540.170	(8050.)
TEMP	17	=	541.050	(8138.)
TEMP	18	=	541.420	(8175.)
PRES	1	=	71.919	(72469.)
VPRS	1	=	0.361	(6981.)
VPRS	2	=	0.369	(7052.)
VPRS	3	=	0.366	(7023.)
VPRS	4	=	0.371	(7064.)

SUMMARY OF CORRECTED DATA

TIME = 1815
DATE = 1202

TEMPERATURE (DEGREES R.) = 540.391
CORRECTED PRESSURE (PSIA) = 71.5525
VAPOR PRESSURE (PSIA) = 0.3663

SUMMARY OF MEASURED DATA AT 1830 1202

TEMP 1 = 539.850 (8018.)
TEMP 2 = 540.620 (8095.)
TEMP 3 = 540.600 (8093.)
TEMP 4 = 540.170 (8050.)
TEMP 5 = 540.420 (8075.)
TEMP 6 = 540.630 (8096.)
TEMP 7 = 540.120 (8045.)
TEMP 8 = 539.810 (8014.)
TEMP 9 = 540.300 (8063.)
TEMP 10 = 540.370 (8070.)
TEMP 11 = 540.410 (8074.)
TEMP 12 = 540.810 (8114.)
TEMP 13 = 539.840 (8017.)
TEMP 14 = 540.470 (8080.)
TEMP 15 = 539.770 (8010.)
TEMP 16 = 540.160 (8049.)
TEMP 17 = 541.060 (8139.)
TEMP 18 = 541.430 (8176.)

PRES 1 = 71.919 (72469.)

VPRS 1 = 0.360 (6976.)
VPRS 2 = 0.374 (7090.)
VPRS 3 = 0.365 (7018.)
VPRS 4 = 0.370 (7057.)

SUMMARY OF CORRECTED DATA

TIME = 1830

DATE = 1202

TEMPERATURE (DEGREES R.) = 540.382

CORRECTED PRESSURE (PSIA) = 71.5517

VAPOR PRESSURE (PSIA) = 0.3671

SUMMARY OF MEASURED DATA AT 1845 1202

TEMP 1 = 539.860 (8019.)
TEMP 2 = 540.490 (8082.)
TEMP 3 = 540.610 (8094.)
TEMP 4 = 540.160 (8049.)
TEMP 5 = 540.440 (8077.)
TEMP 6 = 540.630 (8096.)
TEMP 7 = 540.130 (8046.)
TEMP 8 = 539.810 (8014.)
TEMP 9 = 540.300 (8063.)
TEMP 10 = 540.340 (8067.)
TEMP 11 = 540.420 (8075.)
TEMP 12 = 540.810 (8114.)
TEMP 13 = 539.880 (8021.)
TEMP 14 = 540.470 (8080.)
TEMP 15 = 539.790 (8012.)
TEMP 16 = 540.160 (8049.)
TEMP 17 = 541.080 (8141.)
TEMP 18 = 541.430 (8176.)

PRES 1 = 71.919 (72469.)

VPRS 1 = 0.360 (6972.)
VPRS 2 = 0.371 (7068.)
VPRS 3 = 0.365 (7019.)
VPRS 4 = 0.371 (7062.)

SUMMARY OF CORRECTED DATA

TIME = 1845

DATE = 1202

TEMPERATURE (DEGREES R.) = 540.376

CORRECTED PRESSURE (PSIA) = 71.5524

VAPOR PRESSURE (PSIA) = 0.3664

SUMMARY OF MEASURED DATA AT 1900 1202

TEMP 1 = 539.850 (8018.)
TEMP 2 = 540.990 (8132.)
TEMP 3 = 540.570 (8090.)
TEMP 4 = 540.180 (8051.)
TEMP 5 = 540.430 (8076.)
TEMP 6 = 540.620 (8095.)
TEMP 7 = 540.130 (8046.)
TEMP 8 = 539.810 (8014.)
TEMP 9 = 540.310 (8064.)
TEMP 10 = 540.340 (8067.)
TEMP 11 = 540.400 (8073.)
TEMP 12 = 540.820 (8115.)
TEMP 13 = 539.880 (8021.)
TEMP 14 = 540.470 (8080.)
TEMP 15 = 539.790 (8012.)
TEMP 16 = 540.180 (8051.)
TEMP 17 = 541.080 (8141.)
TEMP 18 = 541.430 (8176.)

PRES 1 = 71.919 (72469.)

VPRS 1 = 0.359 (6970.)
VPRS 2 = 0.371 (7066.)
VPRS 3 = 0.365 (7017.)
VPRS 4 = 0.370 (7055.)

SUMMARY OF CORRECTED DATA

TIME = 1900

DATE = 1202

TEMPERATURE (DEGREES R.) = 540.415

CORRECTED PRESSURE (PSIA) = 71.5528

VAPOR PRESSURE (PSIA) = 0.3660

SUMMARY OF MEASURED DATA AT 1915 1202

TEMP 1 = 539.850 (8018.)
TEMP 2 = 540.440 (8077.)
TEMP 3 = 540.540 (8087.)
TEMP 4 = 540.210 (8054.)
TEMP 5 = 540.430 (8076.)
TEMP 6 = 540.640 (8097.)
TEMP 7 = 540.170 (8050.)
TEMP 8 = 539.810 (8014.)
TEMP 9 = 540.330 (8066.)
TEMP 10 = 540.350 (8068.)
TEMP 11 = 540.420 (8075.)
TEMP 12 = 540.830 (8116.)
TEMP 13 = 539.870 (8020.)
TEMP 14 = 540.470 (8080.)
TEMP 15 = 539.790 (8012.)
TEMP 16 = 540.170 (8050.)
TEMP 17 = 541.090 (8142.)
TEMP 18 = 541.420 (8175.)

PRES 1 = 71.919 (72469.)

VPRS 1 = 0.360 (6977.)
VPRS 2 = 0.372 (7072.)
VPRS 3 = 0.365 (7013.)
VPRS 4 = 0.369 (7049.)

SUMMARY OF CORRECTED DATA

TIME = 1915
DATE = 1202

TEMPERATURE (DEGREES R.) = 540.375
CORRECTED PRESSURE (PSIA) = 71.5526
VAPOR PRESSURE (PSIA) = 0.3662

SUMMARY OF MEASURED DATA AT 1930 1202

TEMP	1	=	539.860	(8019.)
TEMP	2	=	540.690	(8102.)
TEMP	3	=	540.490	(8082.)
TEMP	4	=	540.190	(8052.)
TEMP	5	=	540.450	(8078.)
TEMP	6	=	540.640	(8097.)
TEMP	7	=	540.150	(8048.)
TEMP	8	=	539.850	(8018.)
TEMP	9	=	540.310	(8064.)
TEMP	10	=	540.350	(8068.)
TEMP	11	=	540.420	(8075.)
TEMP	12	=	540.830	(8116.)
TEMP	13	=	539.900	(8023.)
TEMP	14	=	540.470	(8080.)
TEMP	15	=	539.800	(8013.)
TEMP	16	=	540.190	(8052.)
TEMP	17	=	541.050	(8138.)
TEMP	18	=	541.440	(8177.)

PRES 1 = 71.919 (72469.)

VPRS	1	=	0.358	(6961.)
VPRS	2	=	0.373	(7077.)
VPRS	3	=	0.365	(7014.)
VPRS	4	=	0.370	(7053.)

SUMMARY OF CORRECTED DATA

TIME = 1930
DATE = 1202

TEMPERATURE (DEGREES R.) = 540.393
CORRECTED PRESSURE (PSIA) = 71.5528
VAPOR PRESSURE (PSIA) = 0.3660

SUMMARY OF MEASURED DATA AT 1945 1202

TEMP	1	=	539.870	(8020.)
TEMP	2	=	540.770	(8110.)
TEMP	3	=	540.580	(8091.)
TEMP	4	=	540.200	(8053.)
TEMP	5	=	540.450	(8078.)
TEMP	6	=	540.650	(8098.)
TEMP	7	=	540.160	(8049.)
TEMP	8	=	539.860	(8019.)
TEMP	9	=	540.320	(8065.)
TEMP	10	=	540.390	(8072.)
TEMP	11	=	540.430	(8076.)
TEMP	12	=	540.850	(8118.)
TEMP	13	=	539.900	(8023.)
TEMP	14	=	540.470	(8080.)
TEMP	15	=	539.820	(8015.)
TEMP	16	=	540.200	(8053.)
TEMP	17	=	541.100	(8143.)
TEMP	18	=	541.420	(8175.)
PRES	1	=	71.919	(72469.)
VPRS	1	=	0.359	(6965.)
VPRS	2	=	0.373	(7077.)
VPRS	3	=	0.365	(7013.)
VPRS	4	=	0.369	(7051.)

SUMMARY OF CORRECTED DATA

TIME = 1945
DATE = 1202

TEMPERATURE (DEGREES R.) = 540.417
CORRECTED PRESSURE (PSIA) = 71.5528
VAPOR PRESSURE (PSIA) = 0.3660

SUMMARY OF MEASURED DATA AT 2000 1202

TEMP	1	=	539.870	(8020.)
TEMP	2	=	540.800	(8113.)
TEMP	3	=	540.540	(8087.)
TEMP	4	=	540.200	(8053.)
TEMP	5	=	540.470	(8080.)
TEMP	6	=	540.650	(8098.)
TEMP	7	=	540.160	(8049.)
TEMP	8	=	539.830	(8016.)
TEMP	9	=	540.320	(8065.)
TEMP	10	=	540.370	(8070.)
TEMP	11	=	540.420	(8075.)
TEMP	12	=	540.840	(8117.)
TEMP	13	=	539.900	(8023.)
TEMP	14	=	540.500	(8083.)
TEMP	15	=	539.810	(8014.)
TEMP	16	=	540.230	(8056.)
TEMP	17	=	541.080	(8141.)
TEMP	18	=	541.430	(8176.)
PRES	1	=	71.916	(72466.)
VPRS	1	=	0.359	(6970.)
VPRS	2	=	0.371	(7065.)
VPRS	3	=	0.364	(7011.)
VPRS	4	=	0.369	(7050.)

SUMMARY OF CORRECTED DATA

TIME = 2000
DATE = 1202

TEMPERATURE (DEGREES R.) = 540.415
CORRECTED PRESSURE (PSIA) = 71.5502
VAPOR PRESSURE (PSIA) = 0.3657

SUMMARY OF MEASURED DATA AT 2015 1202

TEMP	1	=	539.870	(8020.)
TEMP	2	=	540.630	(8096.)
TEMP	3	=	540.550	(8088.)
TEMP	4	=	540.190	(8052.)
TEMP	5	=	540.460	(8079.)
TEMP	6	=	540.650	(8098.)
TEMP	7	=	540.180	(8051.)
TEMP	8	=	539.850	(8018.)
TEMP	9	=	540.310	(8064.)
TEMP	10	=	540.380	(8071.)
TEMP	11	=	540.430	(8076.)
TEMP	12	=	540.850	(8118.)
TEMP	13	=	539.900	(8023.)
TEMP	14	=	540.480	(8081.)
TEMP	15	=	539.830	(8016.)
TEMP	16	=	540.210	(8054.)
TEMP	17	=	541.110	(8144.)
TEMP	18	=	541.440	(8177.)
PRES	1	=	71.916	(72466.)
VPRS	1	=	0.358	(6962.)
VPRS	2	=	0.372	(7070.)
VPRS	3	=	0.364	(7012.)
VPRS	4	=	0.369	(7051.)

SUMMARY OF CORRECTED DATA

TIME = 2015
DATE = 1202

TEMPERATURE (DEGREES R.) = 540.405
CORRECTED PRESSURE (PSIA) = 71.5502
VAPOR PRESSURE (PSIA) = 0.3656

SUMMARY OF MEASURED DATA AT 2030 1202

TEMP 1 = 539.880 (8021.)
TEMP 2 = 540.630 (8096.)
TEMP 3 = 540.590 (8092.)
TEMP 4 = 540.210 (8054.)
TEMP 5 = 540.460 (8079.)
TEMP 6 = 540.670 (8100.)
TEMP 7 = 540.180 (8051.)
TEMP 8 = 539.850 (8018.)
TEMP 9 = 540.330 (8066.)
TEMP 10 = 540.380 (8071.)
TEMP 11 = 540.440 (8077.)
TEMP 12 = 540.840 (8117.)
TEMP 13 = 539.930 (8026.)
TEMP 14 = 540.510 (8084.)
TEMP 15 = 539.870 (8020.)
TEMP 16 = 540.220 (8055.)
TEMP 17 = 541.100 (8143.)
TEMP 18 = 541.460 (8179.)

PRES 1 = 71.916 (72466.)

VPRS 1 = 0.360 (6977.)
VPRS 2 = 0.372 (7070.)
VPRS 3 = 0.363 (7000.)
VPRS 4 = 0.368 (7042.)

SUMMARY OF CORRECTED DATA

TIME = 2030
DATE = 1202

TEMPERATURE (DEGREES R.) = 540.418

CORRECTED PRESSURE (PSIA) = 71.5503

VAPOR PRESSURE (PSIA) = 0.3655

SUMMARY OF MEASURED DATA AT 2045 1202

TEMP 1 = 539.870 (8020.)
TEMP 2 = 540.590 (8092.)
TEMP 3 = 540.620 (8095.)
TEMP 4 = 540.220 (8055.)
TEMP 5 = 540.470 (8080.)
TEMP 6 = 540.650 (8098.)
TEMP 7 = 540.180 (8051.)
TEMP 8 = 539.860 (8019.)
TEMP 9 = 540.350 (8068.)
TEMP 10 = 540.400 (8073.)
TEMP 11 = 540.440 (8077.)
TEMP 12 = 540.850 (8118.)
TEMP 13 = 539.930 (8026.)
TEMP 14 = 540.510 (8084.)
TEMP 15 = 539.870 (8020.)
TEMP 16 = 540.230 (8056.)
TEMP 17 = 541.100 (8143.)
TEMP 18 = 541.460 (8179.)

PRES 1 = 71.916 (72466.)

VPRS 1 = 0.358 (6961.)
VPRS 2 = 0.372 (7073.)
VPRS 3 = 0.364 (7006.)
VPRS 4 = 0.369 (7046.)

SUMMARY OF CORRECTED DATA

TIME = 2045

DATE = 1202

TEMPERATURE (DEGREES R.) = 540.420

CORRECTED PRESSURE (PSIA) = 71.5505

VAPOR PRESSURE (PSIA) = 0.3654

SUMMARY OF MEASURED DATA AT 2100 1202

TEMP	1	=	539.890	(8022.)
TEMP	2	=	540.770	(8110.)
TEMP	3	=	540.630	(8096.)
TEMP	4	=	540.220	(8055.)
TEMP	5	=	540.470	(8080.)
TEMP	6	=	540.660	(8099.)
TEMP	7	=	540.190	(8052.)
TEMP	8	=	539.900	(8023.)
TEMP	9	=	540.350	(8068.)
TEMP	10	=	540.410	(8074.)
TEMP	11	=	540.460	(8079.)
TEMP	12	=	540.870	(8120.)
TEMP	13	=	539.920	(8025.)
TEMP	14	=	540.510	(8084.)
TEMP	15	=	539.880	(8021.)
TEMP	16	=	540.240	(8057.)
TEMP	17	=	541.100	(8143.)
TEMP	18	=	541.470	(8180.)

PRES 1 = 71.916 (72466.)

VPRS	1	=	0.359	(6966.)
VPRS	2	=	0.370	(7057.)
VPRS	3	=	0.364	(7006.)
VPRS	4	=	0.368	(7038.)

SUMMARY OF CORRECTED DATA

TIME = 2100

DATE = 1202

TEMPERATURE (DEGREES R.) = 540.444

CORRECTED PRESSURE (PSIA) = 71.5510

VAPOR PRESSURE (PSIA) = 0.3648

SUMMARY OF MEASURED DATA AT 2115 1202

TEMP	1	=	539.900	(8023.)
TEMP	2	=	540.880	(8121.)
TEMP	3	=	540.590	(8092.)
TEMP	4	=	540.240	(8057.)
TEMP	5	=	540.480	(8081.)
TEMP	6	=	540.670	(8100.)
TEMP	7	=	540.210	(8054.)
TEMP	8	=	539.830	(8016.)
TEMP	9	=	540.350	(8068.)
TEMP	10	=	540.410	(8074.)
TEMP	11	=	540.470	(8080.)
TEMP	12	=	540.860	(8119.)
TEMP	13	=	539.950	(8028.)
TEMP	14	=	540.530	(8086.)
TEMP	15	=	539.890	(8022.)
TEMP	16	=	540.250	(8058.)
TEMP	17	=	541.110	(8144.)
TEMP	18	=	541.470	(8180.)
PRES	1	=	71.916	(72466.)
VPRS	1	=	0.358	(6961.)
VPRS	2	=	0.371	(7061.)
VPRS	3	=	0.364	(7005.)
VPRS	4	=	0.368	(7038.)

SUMMARY OF CORRECTED DATA

TIME = 2115
DATE = 1202

TEMPERATURE (DEGREES R.) = 540.454
CORRECTED PRESSURE (PSIA) = 71.5511
VAPOR PRESSURE (PSIA) = 0.3648

SUMMARY OF MEASURED DATA AT 2130 1202

TEMP 1 = 539.900 (8023.)
TEMP 2 = 540.580 (8091.)
TEMP 3 = 540.570 (8090.)
TEMP 4 = 540.240 (8057.)
TEMP 5 = 540.480 (8081.)
TEMP 6 = 540.670 (8100.)
TEMP 7 = 540.210 (8054.)
TEMP 8 = 539.880 (8021.)
TEMP 9 = 540.370 (8070.)
TEMP 10 = 540.420 (8075.)
TEMP 11 = 540.460 (8079.)
TEMP 12 = 540.870 (8120.)
TEMP 13 = 539.940 (8027.)
TEMP 14 = 540.530 (8086.)
TEMP 15 = 539.900 (8023.)
TEMP 16 = 540.270 (8060.)
TEMP 17 = 541.100 (8143.)
TEMP 18 = 541.470 (8180.)

PRES 1 = 71.916 (72466.)

VPRS 1 = 0.360 (6973.)
VPRS 2 = 0.370 (7058.)
VPRS 3 = 0.363 (6997.)
VPRS 4 = 0.368 (7041.)

SUMMARY OF CORRECTED DATA

TIME = 2130
DATE = 1202

TEMPERATURE (DEGREES R.) = 540.433
CORRECTED PRESSURE (PSIA) = 71.5510
VAPOR PRESSURE (PSIA) = 0.3649

SUMMARY OF MEASURED DATA AT 2145 1202

TEMP	1	=	539.910	(8024.)
TEMP	2	=	540.620	(8095.)
TEMP	3	=	540.610	(8094.)
TEMP	4	=	540.240	(8057.)
TEMP	5	=	540.490	(8082.)
TEMP	6	=	540.680	(8101.)
TEMP	7	=	540.200	(8053.)
TEMP	8	=	539.840	(8017.)
TEMP	9	=	540.370	(8070.)
TEMP	10	=	540.430	(8076.)
TEMP	11	=	540.480	(8081.)
TEMP	12	=	540.870	(8120.)
TEMP	13	=	539.920	(8025.)
TEMP	14	=	540.540	(8087.)
TEMP	15	=	539.900	(8023.)
TEMP	16	=	540.260	(8059.)
TEMP	17	=	541.140	(8147.)
TEMP	18	=	541.490	(8182.)
PRES	1	=	71.916	(72466.)
VPRS	1	=	0.357	(6948.)
VPRS	2	=	0.370	(7055.)
VPRS	3	=	0.363	(6997.)
VPRS	4	=	0.368	(7038.)

SUMMARY OF CORRECTED DATA

TIME = 2145
DATE = 1202

TEMPERATURE (DEGREES R.) = 540.442
CORRECTED PRESSURE (PSIA) = 71.5520
VAPOR PRESSURE (PSIA) = 0.3639

SUMMARY OF MEASURED DATA AT 2200 1202

TEMP	1	=	539.930	(8026.)
TEMP	2	=	540.750	(8108.)
TEMP	3	=	540.550	(8088.)
TEMP	4	=	540.250	(8058.)
TEMP	5	=	540.500	(8083.)
TEMP	6	=	540.700	(8103.)
TEMP	7	=	540.220	(8055.)
TEMP	8	=	539.830	(8016.)
TEMP	9	=	540.360	(8069.)
TEMP	10	=	540.440	(8077.)
TEMP	11	=	540.480	(8081.)
TEMP	12	=	540.890	(8122.)
TEMP	13	=	539.960	(8029.)
TEMP	14	=	540.550	(8088.)
TEMP	15	=	539.890	(8022.)
TEMP	16	=	540.270	(8060.)
TEMP	17	=	541.150	(8148.)
TEMP	18	=	541.490	(8182.)
PRES	1	=	71.921	(72471.)
VPRS	1	=	0.358	(6957.)
VPRS	2	=	0.369	(7050.)
VPRS	3	=	0.362	(6995.)
VPRS	4	=	0.368	(7040.)

SUMMARY OF CORRECTED DATA

TIME = 2200
DATE = 1202

TEMPERATURE (DEGREES R.) = 540.456
CORRECTED PRESSURE (PSIA) = 71.5568
VAPOR PRESSURE (PSIA) = 0.3640

SUMMARY OF MEASURED DATA AT 2215 1202

TEMP	1	=	539.910	(8024.)
TEMP	2	=	540.810	(8114.)
TEMP	3	=	540.560	(8089.)
TEMP	4	=	540.240	(8057.)
TEMP	5	=	540.510	(8084.)
TEMP	6	=	540.700	(8103.)
TEMP	7	=	540.230	(8056.)
TEMP	8	=	539.880	(8021.)
TEMP	9	=	540.390	(8072.)
TEMP	10	=	540.470	(8080.)
TEMP	11	=	540.490	(8082.)
TEMP	12	=	540.890	(8122.)
TEMP	13	=	539.980	(8031.)
TEMP	14	=	540.560	(8089.)
TEMP	15	=	539.930	(8026.)
TEMP	16	=	540.290	(8062.)
TEMP	17	=	541.160	(8149.)
TEMP	18	=	541.510	(8184.)
PRES	1	=	71.921	(72471.)
VPRS	1	=	0.357	(6950.)
VPRS	2	=	0.369	(7049.)
VPRS	3	=	0.363	(6997.)
VPRS	4	=	0.367	(7035.)

SUMMARY OF CORRECTED DATA

TIME = 2215

DATE = 1202

TEMPERATURE (DEGREES R.) = 540.472

CORRECTED PRESSURE (PSIA) = 71.5571

VAPOR PRESSURE (PSIA) = 0.3636

SUMMARY OF MEASURED DATA AT 2230 1202

TEMP 1 = 539.920 (8025.)
TEMP 2 = 540.630 (8096.)
TEMP 3 = 540.590 (8092.)
TEMP 4 = 540.240 (8057.)
TEMP 5 = 540.510 (8084.)
TEMP 6 = 540.710 (8104.)
TEMP 7 = 540.250 (8058.)
TEMP 8 = 539.890 (8022.)
TEMP 9 = 540.400 (8073.)
TEMP 10 = 540.500 (8083.)
TEMP 11 = 540.510 (8084.)
TEMP 12 = 540.890 (8122.)
TEMP 13 = 539.970 (8030.)
TEMP 14 = 540.570 (8090.)
TEMP 15 = 539.910 (8024.)
TEMP 16 = 540.290 (8062.)
TEMP 17 = 541.190 (8152.)
TEMP 18 = 541.510 (8184.)

PRES 1 = 71.921 (72471.)

VPRS 1 = 0.357 (6954.)
VPRS 2 = 0.369 (7051.)
VPRS 3 = 0.362 (6991.)
VPRS 4 = 0.367 (7029.)

SUMMARY OF CORRECTED DATA

TIME = 2230
DATE = 1202

TEMPERATURE (DEGREES R.) = 540.466
CORRECTED PRESSURE (PSIA) = 71.5573
VAPOR PRESSURE (PSIA) = 0.3635

SUMMARY OF MEASURED DATA AT 2245 1202

TEMP	1	=	539.920	(8025.)
TEMP	2	=	540.810	(8114.)
TEMP	3	=	540.740	(8107.)
TEMP	4	=	540.250	(8058.)
TEMP	5	=	540.520	(8085.)
TEMP	6	=	540.720	(8105.)
TEMP	7	=	540.260	(8059.)
TEMP	8	=	539.900	(8023.)
TEMP	9	=	540.380	(8071.)
TEMP	10	=	540.470	(8080.)
TEMP	11	=	540.530	(8086.)
TEMP	12	=	540.900	(8123.)
TEMP	13	=	539.980	(8031.)
TEMP	14	=	540.570	(8090.)
TEMP	15	=	539.910	(8024.)
TEMP	16	=	540.290	(8062.)
TEMP	17	=	541.180	(8151.)
TEMP	18	=	541.530	(8186.)
PRES	1	=	71.921	(72471.)
VPRS	1	=	0.356	(6947.)
VPRS	2	=	0.369	(7049.)
VPRS	3	=	0.362	(6991.)
VPRS	4	=	0.367	(7033.)

SUMMARY OF CORRECTED DATA

TIME = 2245
DATE = 1202

TEMPERATURE (DEGREES R.) = 540.495
CORRECTED PRESSURE (PSIA) = 71.5575
VAPOR PRESSURE (PSIA) = 0.3633

SUMMARY OF MEASURED DATA AT 2300 1202

TEMP	1	=	539.920	(8025.)
TEMP	2	=	540.640	(8097.)
TEMP	3	=	540.620	(8095.)
TEMP	4	=	540.260	(8059.)
TEMP	5	=	540.550	(8088.)
TEMP	6	=	540.740	(8107.)
TEMP	7	=	540.260	(8059.)
TEMP	8	=	539.900	(8023.)
TEMP	9	=	540.440	(8077.)
TEMP	10	=	540.500	(8083.)
TEMP	11	=	540.520	(8085.)
TEMP	12	=	540.900	(8123.)
TEMP	13	=	539.990	(8032.)
TEMP	14	=	540.600	(8093.)
TEMP	15	=	539.960	(8029.)
TEMP	16	=	540.310	(8064.)
TEMP	17	=	541.180	(8151.)
TEMP	18	=	541.540	(8187.)
PRES	1	=	71.922	(72472.)
VPRS	1	=	0.357	(6948.)
VPRS	2	=	0.369	(7051.)
VPRS	3	=	0.362	(6989.)
VPRS	4	=	0.367	(7031.)

SUMMARY OF CORRECTED DATA

TIME = 2300
DATE = 1202

TEMPERATURE (DEGREES R.) = 540.484
CORRECTED PRESSURE (PSIA) = 71.5585
VAPOR PRESSURE (PSIA) = 0.3633

SUMMARY OF MEASURED DATA AT 2315 1202

TEMP 1 = 539.950 (8028.)
TEMP 2 = 540.710 (8104.)
TEMP 3 = 540.550 (8088.)
TEMP 4 = 540.270 (8060.)
TEMP 5 = 540.530 (8086.)
TEMP 6 = 540.730 (8106.)
TEMP 7 = 540.270 (8060.)
TEMP 8 = 539.910 (8024.)
TEMP 9 = 540.420 (8075.)
TEMP 10 = 540.490 (8082.)
TEMP 11 = 540.520 (8085.)
TEMP 12 = 540.900 (8123.)
TEMP 13 = 539.990 (8032.)
TEMP 14 = 540.600 (8093.)
TEMP 15 = 539.960 (8029.)
TEMP 16 = 540.320 (8065.)
TEMP 17 = 541.200 (8153.)
TEMP 18 = 541.540 (8187.)

PRES 1 = 71.922 (72472.)

VPRS 1 = 0.356 (6944.)
VPRS 2 = 0.368 (7040.)
VPRS 3 = 0.362 (6993.)
VPRS 4 = 0.367 (7034.)

SUMMARY OF CORRECTED DATA

TIME = 2315

DATE = 1202

TEMPERATURE (DEGREES R.) = 540.487

CORRECTED PRESSURE (PSIA) = 71.5588

VAPOR PRESSURE (PSIA) = 0.3630

SUMMARY OF MEASURED DATA AT 2330 1202

TEMP	1	=	539.950	(8028.)
TEMP	2	=	540.650	(8098.)
TEMP	3	=	540.620	(8095.)
TEMP	4	=	540.330	(8066.)
TEMP	5	=	540.550	(8088.)
TEMP	6	=	540.760	(8109.)
TEMP	7	=	540.290	(8062.)
TEMP	8	=	539.900	(8023.)
TEMP	9	=	540.430	(8076.)
TEMP	10	=	540.510	(8084.)
TEMP	11	=	540.530	(8086.)
TEMP	12	=	540.910	(8124.)
TEMP	13	=	540.010	(8034.)
TEMP	14	=	540.600	(8093.)
TEMP	15	=	539.960	(8029.)
TEMP	16	=	540.310	(8064.)
TEMP	17	=	541.220	(8155.)
TEMP	18	=	541.560	(8189.)
PRES	1	=	71.923	(72473.)
VPRS	1	=	0.356	(6942.)
VPRS	2	=	0.369	(7049.)
VPRS	3	=	0.362	(6992.)
VPRS	4	=	0.366	(7027.)

SUMMARY OF CORRECTED DATA

TIME = 2330
DATE = 1202

TEMPERATURE (DEGREES R.) = 540.501
CORRECTED PRESSURE (PSIA) = 71.5597
VAPOR PRESSURE (PSIA) = 0.3630

SUMMARY OF MEASURED DATA AT 2345 1202

TEMP	1	=	539.960	(8029.)
TEMP	2	=	540.740	(8107.)
TEMP	3	=	540.630	(8096.)
TEMP	4	=	540.280	(8061.)
TEMP	5	=	540.550	(8088.)
TEMP	6	=	540.750	(8108.)
TEMP	7	=	540.300	(8063.)
TEMP	8	=	539.930	(8026.)
TEMP	9	=	540.420	(8075.)
TEMP	10	=	540.500	(8083.)
TEMP	11	=	540.550	(8088.)
TEMP	12	=	540.910	(8124.)
TEMP	13	=	540.010	(8034.)
TEMP	14	=	540.600	(8093.)
TEMP	15	=	539.960	(8029.)
TEMP	16	=	540.330	(8066.)
TEMP	17	=	541.200	(8153.)
TEMP	18	=	541.550	(8188.)

PRES 1 = 71.923 (72473.)

VPRS	1	=	0.357	(6952.)
VPRS	2	=	0.369	(7047.)
VPRS	3	=	0.361	(6988.)
VPRS	4	=	0.367	(7033.)

SUMMARY OF CORRECTED DATA

TIME = 2345
DATE = 1202

TEMPERATURE (DEGREES R.) = 540.506
CORRECTED PRESSURE (PSIA) = 71.5595
VAPOR PRESSURE (PSIA) = 0.3633

SUMMARY OF MEASURED DATA AT 0 1203

TEMP 1 = 539.970 (8030.)
TEMP 2 = 540.790 (8112.)
TEMP 3 = 540.690 (8102.)
TEMP 4 = 540.300 (8063.)
TEMP 5 = 540.550 (8088.)
TEMP 6 = 540.770 (8110.)
TEMP 7 = 540.290 (8062.)
TEMP 8 = 539.980 (8031.)
TEMP 9 = 540.450 (8078.)
TEMP 10 = 540.520 (8085.)
TEMP 11 = 540.550 (8088.)
TEMP 12 = 540.940 (8127.)
TEMP 13 = 540.030 (8036.)
TEMP 14 = 540.600 (8093.)
TEMP 15 = 539.990 (8032.)
TEMP 16 = 540.350 (8068.)
TEMP 17 = 541.220 (8155.)
TEMP 18 = 541.560 (8189.)

PRES 1 = 71.923 (72473.)

VPRS 1 = 0.355 (6935.)
VPRS 2 = 0.371 (7061.)
VPRS 3 = 0.362 (6992.)
VPRS 4 = 0.366 (7023.)

SUMMARY OF CORRECTED DATA

TIME = 0

DATE = 1203

TEMPERATURE (DEGREES R.) = 540.530

CORRECTED PRESSURE (PSIA) = 71.5597

VAPOR PRESSURE (PSIA) = 0.3631

SUMMARY OF MEASURED DATA AT 15 1203

TEMP	1	=	539.960	(8029.)
TEMP	2	=	541.110	(8144.)
TEMP	3	=	540.690	(8102.)
TEMP	4	=	540.300	(8063.)
TEMP	5	=	540.570	(8090.)
TEMP	6	=	540.770	(8110.)
TEMP	7	=	540.320	(8065.)
TEMP	8	=	539.950	(8028.)
TEMP	9	=	540.450	(8078.)
TEMP	10	=	540.550	(8088.)
TEMP	11	=	540.560	(8089.)
TEMP	12	=	540.930	(8126.)
TEMP	13	=	540.020	(8035.)
TEMP	14	=	540.630	(8096.)
TEMP	15	=	540.000	(8033.)
TEMP	16	=	540.340	(8067.)
TEMP	17	=	541.270	(8160.)
TEMP	18	=	541.570	(8190.)
PRES	1	=	71.924	(72474.)
VPRS	1	=	0.355	(6931.)
VPRS	2	=	0.369	(7046.)
VPRS	3	=	0.361	(6987.)
VPRS	4	=	0.365	(7020.)

SUMMARY OF CORRECTED DATA

TIME = 15
DATE = 1203

TEMPERATURE (DEGREES R.) = 540.561
CORRECTED PRESSURE (PSIA) = 71.5615
VAPOR PRESSURE (PSIA) = 0.3622

SUMMARY OF MEASURED DATA AT 30 1203

TEMP	1	=	539.970	(8030.)
TEMP	2	=	540.760	(8109.)
TEMP	3	=	540.610	(8094.)
TEMP	4	=	540.300	(8063.)
TEMP	5	=	540.580	(8091.)
TEMP	6	=	540.790	(8112.)
TEMP	7	=	540.320	(8065.)
TEMP	8	=	539.980	(8031.)
TEMP	9	=	540.460	(8079.)
TEMP	10	=	540.550	(8088.)
TEMP	11	=	540.580	(8091.)
TEMP	12	=	540.940	(8127.)
TEMP	13	=	540.060	(8039.)
TEMP	14	=	540.630	(8096.)
TEMP	15	=	540.020	(8035.)
TEMP	16	=	540.340	(8067.)
TEMP	17	=	541.230	(8156.)
TEMP	18	=	541.590	(8192.)
PRES	1	=	71.924	(72474.)
VPRS	1	=	0.355	(6934.)
VPRS	2	=	0.368	(7037.)
VPRS	3	=	0.360	(6980.)
VPRS	4	=	0.365	(7020.)

SUMMARY OF CORRECTED DATA

TIME = 30
DATE = 1203

TEMPERATURE (DEGREES R.) = 540.533
CORRECTED PRESSURE (PSIA) = 71.5620
VAPOR PRESSURE (PSIA) = 0.3618

SUMMARY OF MEASURED DATA AT 45 1203

TEMP 1 = 539.990 (8032.)
TEMP 2 = 540.760 (8109.)
TEMP 3 = 540.680 (8101.)
TEMP 4 = 540.320 (8065.)
TEMP 5 = 540.580 (8091.)
TEMP 6 = 540.800 (8113.)
TEMP 7 = 540.330 (8066.)
TEMP 8 = 539.960 (8029.)
TEMP 9 = 540.470 (8080.)
TEMP 10 = 540.560 (8089.)
TEMP 11 = 540.580 (8091.)
TEMP 12 = 540.960 (8129.)
TEMP 13 = 540.070 (8040.)
TEMP 14 = 540.650 (8098.)
TEMP 15 = 540.030 (8036.)
TEMP 16 = 540.370 (8070.)
TEMP 17 = 541.270 (8160.)
TEMP 18 = 541.600 (8193.)

PRES 1 = 71.924 (72474.)

VPRS 1 = 0.356 (6947.)
VPRS 2 = 0.368 (7037.)
VPRS 3 = 0.362 (6991.)
VPRS 4 = 0.366 (7026.)

SUMMARY OF CORRECTED DATA

TIME = 45

DATE = 1203

TEMPERATURE (DEGREES R.) = 540.550

CORRECTED PRESSURE (PSIA) = 71.5610

VAPOR PRESSURE (PSIA) = 0.3627

SUMMARY OF MEASURED DATA AT 100 1203

TEMP	1	=	539.980	(8031.)
TEMP	2	=	540.670	(8100.)
TEMP	3	=	540.680	(8101.)
TEMP	4	=	540.320	(8065.)
TEMP	5	=	540.600	(8093.)
TEMP	6	=	540.790	(8112.)
TEMP	7	=	540.350	(8068.)
TEMP	8	=	539.960	(8029.)
TEMP	9	=	540.480	(8081.)
TEMP	10	=	540.550	(8088.)
TEMP	11	=	540.570	(8090.)
TEMP	12	=	540.960	(8129.)
TEMP	13	=	540.070	(8040.)
TEMP	14	=	540.650	(8098.)
TEMP	15	=	540.070	(8040.)
TEMP	16	=	540.380	(8071.)
TEMP	17	=	541.280	(8161.)
TEMP	18	=	541.610	(8194.)
PRES	1	=	71.924	(72474.)
VPRS	1	=	0.355	(6939.)
VPRS	2	=	0.368	(7038.)
VPRS	3	=	0.361	(6981.)
VPRS	4	=	0.365	(7018.)

SUMMARY OF CORRECTED DATA

TIME = 100
DATE = 1203

TEMPERATURE (DEGREES R.) = 540.547
CORRECTED PRESSURE (PSIA) = 71.5618
VAPOR PRESSURE (PSIA) = 0.3620

SUMMARY OF MEASURED DATA AT 115 1203

TEMP	1	=	540.010	(8034.)
TEMP	2	=	540.810	(8114.)
TEMP	3	=	540.620	(8095.)
TEMP	4	=	540.330	(8066.)
TEMP	5	=	540.590	(8092.)
TEMP	6	=	540.810	(8114.)
TEMP	7	=	540.350	(8068.)
TEMP	8	=	539.960	(8029.)
TEMP	9	=	540.480	(8081.)
TEMP	10	=	540.580	(8091.)
TEMP	11	=	540.570	(8090.)
TEMP	12	=	540.970	(8130.)
TEMP	13	=	540.060	(8039.)
TEMP	14	=	540.660	(8099.)
TEMP	15	=	540.040	(8037.)
TEMP	16	=	540.390	(8072.)
TEMP	17	=	541.290	(8162.)
TEMP	18	=	541.600	(8193.)
PRES	1	=	71.925	(72475.)
VPRS	1	=	0.357	(6953.)
VPRS	2	=	0.367	(7036.)
VPRS	3	=	0.361	(6985.)
VPRS	4	=	0.365	(7020.)

SUMMARY OF CORRECTED DATA

TIME = 115
DATE = 1203

TEMPERATURE (DEGREES R.) = 540.558
CORRECTED PRESSURE (PSIA) = 71.5622
VAPOR PRESSURE (PSIA) = 0.3626

SUMMARY OF MEASURED DATA AT 130 1203

TEMP	1	=	540.020	(8035.)
TEMP	2	=	540.840	(8117.)
TEMP	3	=	540.660	(8099.)
TEMP	4	=	540.340	(8067.)
TEMP	5	=	540.610	(8094.)
TEMP	6	=	540.800	(8113.)
TEMP	7	=	540.360	(8069.)
TEMP	8	=	539.980	(8031.)
TEMP	9	=	540.490	(8082.)
TEMP	10	=	540.580	(8091.)
TEMP	11	=	540.600	(8093.)
TEMP	12	=	540.980	(8131.)
TEMP	13	=	540.080	(8041.)
TEMP	14	=	540.680	(8101.)
TEMP	15	=	540.070	(8040.)
TEMP	16	=	540.420	(8075.)
TEMP	17	=	541.300	(8163.)
TEMP	18	=	541.610	(8194.)
PRES	1	=	71.925	(72475.)
VPRS	1	=	0.357	(6951.)
VPRS	2	=	0.367	(7034.)
VPRS	3	=	0.361	(6985.)
VPRS	4	=	0.365	(7019.)

SUMMARY OF CORRECTED DATA

TIME = 130
DATE = 1203

TEMPERATURE (DEGREES R.) = 540.575
CORRECTED PRESSURE (PSIA) = 71.5624
VAPOR PRESSURE (PSIA) = 0.3624

SUMMARY OF MEASURED DATA AT 145 1203

TEMP 1 = 540.020 (8035.)
TEMP 2 = 540.790 (8112.)
TEMP 3 = 540.650 (8098.)
TEMP 4 = 540.330 (8066.)
TEMP 5 = 540.620 (8095.)
TEMP 6 = 540.810 (8114.)
TEMP 7 = 540.350 (8068.)
TEMP 8 = 540.040 (8037.)
TEMP 9 = 540.490 (8082.)
TEMP 10 = 540.600 (8093.)
TEMP 11 = 540.610 (8094.)
TEMP 12 = 540.990 (8132.)
TEMP 13 = 540.120 (8045.)
TEMP 14 = 540.670 (8100.)
TEMP 15 = 540.080 (8041.)
TEMP 16 = 540.420 (8075.)
TEMP 17 = 541.280 (8161.)
TEMP 18 = 541.620 (8195.)

PRES 1 = 71.926 (72476.)

VPRS 1 = 0.355 (6937.)
VPRS 2 = 0.367 (7033.)
VPRS 3 = 0.360 (6978.)
VPRS 4 = 0.366 (7022.)

SUMMARY OF CORRECTED DATA

TIME = 145
DATE = 1203

TEMPERATURE (DEGREES R.) = 540.576
CORRECTED PRESSURE (PSIA) = 71.5640
VAPOR PRESSURE (PSIA) = 0.3617

SUMMARY OF MEASURED DATA AT 200 1203

TEMP 1 = 540.010 (8034.)
TEMP 2 = 540.950 (8128.)
TEMP 3 = 540.660 (8099.)
TEMP 4 = 540.350 (8068.)
TEMP 5 = 540.620 (8095.)
TEMP 6 = 540.820 (8115.)
TEMP 7 = 540.370 (8070.)
TEMP 8 = 539.990 (8032.)
TEMP 9 = 540.510 (8084.)
TEMP 10 = 540.610 (8094.)
TEMP 11 = 540.620 (8095.)
TEMP 12 = 541.000 (8133.)
TEMP 13 = 540.120 (8045.)
TEMP 14 = 540.680 (8101.)
TEMP 15 = 540.070 (8040.)
TEMP 16 = 540.420 (8075.)
TEMP 17 = 541.310 (8164.)
TEMP 18 = 541.620 (8195.)

PRES 1 = 71.926 (72476.)

VPRS 1 = 0.354 (6928.)
VPRS 2 = 0.367 (7034.)
VPRS 3 = 0.360 (6973.)
VPRS 4 = 0.365 (7019.)

SUMMARY OF CORRECTED DATA

TIME = 200
DATE = 1203

TEMPERATURE (DEGREES R.) = 540.594
CORRECTED PRESSURE (PSIA) = 71.5645
VAPOR PRESSURE (PSIA) = 0.3612

SUMMARY OF MEASURED DATA AT 215 1203

TEMP	1 =	540.030	(8036.)
TEMP	2 =	540.740	(8107.)
TEMP	3 =	540.740	(8107.)
TEMP	4 =	540.360	(8069.)
TEMP	5 =	540.640	(8097.)
TEMP	6 =	540.840	(8117.)
TEMP	7 =	540.380	(8071.)
TEMP	8 =	539.990	(8032.)
TEMP	9 =	540.520	(8085.)
TEMP	10 =	540.620	(8095.)
TEMP	11 =	540.640	(8097.)
TEMP	12 =	540.990	(8132.)
TEMP	13 =	540.100	(8043.)
TEMP	14 =	540.690	(8102.)
TEMP	15 =	540.110	(8044.)
TEMP	16 =	540.430	(8076.)
TEMP	17 =	541.290	(8162.)
TEMP	18 =	541.650	(8198.)

PRES 1 = 71.927 (72477.)

VPRS	1 =	0.355	(6931.)
VPRS	2 =	0.367	(7030.)
VPRS	3 =	0.360	(6976.)
VPRS	4 =	0.365	(7020.)

SUMMARY OF CORRECTED DATA

TIME = 215
DATE = 1203

TEMPERATURE (DEGREES R.) = 540.592

CORRECTED PRESSURE (PSIA) = 71.5654

VAPOR PRESSURE (PSIA) = 0.3613

SUMMARY OF MEASURED DATA AT 230 1203

TEMP 1 = 540.050 (8038.)
TEMP 2 = 541.030 (8136.)
TEMP 3 = 540.670 (8100.)
TEMP 4 = 540.370 (8070.)
TEMP 5 = 540.650 (8098.)
TEMP 6 = 540.850 (8118.)
TEMP 7 = 540.390 (8072.)
TEMP 8 = 540.020 (8035.)
TEMP 9 = 540.530 (8086.)
TEMP 10 = 540.630 (8096.)
TEMP 11 = 540.650 (8098.)
TEMP 12 = 541.010 (8134.)
TEMP 13 = 540.120 (8045.)
TEMP 14 = 540.700 (8103.)
TEMP 15 = 540.090 (8042.)
TEMP 16 = 540.440 (8077.)
TEMP 17 = 541.320 (8165.)
TEMP 18 = 541.650 (8198.)

PRES 1 = 71.928 (72478.)

VPRS 1 = 0.354 (6928.)
VPRS 2 = 0.367 (7032.)
VPRS 3 = 0.360 (6975.)
VPRS 4 = 0.364 (7010.)

SUMMARY OF CORRECTED DATA

TIME = 230
DATE = 1203

TEMPERATURE (DEGREES R.) = 540.620
CORRECTED PRESSURE (PSIA) = 71.5667
VAPOR PRESSURE (PSIA) = 0.3610

SUMMARY OF MEASURED DATA AT 245 1203

TEMP 1 = 540.050 (8038.)
TEMP 2 = 540.670 (8100.)
TEMP 3 = 540.680 (8101.)
TEMP 4 = 540.380 (8071.)
TEMP 5 = 540.650 (8098.)
TEMP 6 = 540.860 (8119.)
TEMP 7 = 540.410 (8074.)
TEMP 8 = 540.060 (8039.)
TEMP 9 = 540.530 (8086.)
TEMP 10 = 540.630 (8096.)
TEMP 11 = 540.660 (8099.)
TEMP 12 = 541.010 (8134.)
TEMP 13 = 540.120 (8045.)
TEMP 14 = 540.720 (8105.)
TEMP 15 = 540.100 (8043.)
TEMP 16 = 540.440 (8077.)
TEMP 17 = 541.340 (8167.)
TEMP 18 = 541.670 (8200.)

PRES 1 = 71.928 (72478.)

VPRS 1 = 0.355 (6932.)
VPRS 2 = 0.367 (7032.)
VPRS 3 = 0.360 (6977.)
VPRS 4 = 0.365 (7020.)

SUMMARY OF CORRECTED DATA

TIME = 245
DATE = 1203

TEMPERATURE (DEGREES R.) = 540.599
CORRECTED PRESSURE (PSIA) = 71.5663
VAPOR PRESSURE (PSIA) = 0.3615

SUMMARY OF MEASURED DATA AT 300 1203

TEMP 1 = 540.070 (8040.)
TEMP 2 = 540.970 (8130.)
TEMP 3 = 540.790 (8112.)
TEMP 4 = 540.400 (8073.)
TEMP 5 = 540.650 (8098.)
TEMP 6 = 540.860 (8119.)
TEMP 7 = 540.420 (8075.)
TEMP 8 = 540.020 (8035.)
TEMP 9 = 540.530 (8086.)
TEMP 10 = 540.640 (8097.)
TEMP 11 = 540.650 (8098.)
TEMP 12 = 541.030 (8136.)
TEMP 13 = 540.140 (8047.)
TEMP 14 = 540.720 (8105.)
TEMP 15 = 540.120 (8045.)
TEMP 16 = 540.460 (8079.)
TEMP 17 = 541.320 (8165.)
TEMP 18 = 541.670 (8200.)

PRES 1 = 71.929 (72479.)

VPRS 1 = 0.354 (6929.)
VPRS 2 = 0.366 (7026.)
VPRS 3 = 0.360 (6980.)
VPRS 4 = 0.365 (7014.)

SUMMARY OF CORRECTED DATA

TIME = 300

DATE = 1203

TEMPERATURE (DEGREES R.) = 540.638

CORRECTED PRESSURE (PSIA) = 71.5676

VAPOR PRESSURE (PSIA) = 0.3611

SUMMARY OF MEASURED DATA AT 315 1203

TEMP 1 = 540.080 (8041.)
TEMP 2 = 540.850 (8118.)
TEMP 3 = 540.770 (8110.)
TEMP 4 = 540.420 (8075.)
TEMP 5 = 540.680 (8101.)
TEMP 6 = 540.860 (8119.)
TEMP 7 = 540.440 (8077.)
TEMP 8 = 540.050 (8038.)
TEMP 9 = 540.540 (8087.)
TEMP 10 = 540.670 (8100.)
TEMP 11 = 540.660 (8099.)
TEMP 12 = 541.050 (8138.)
TEMP 13 = 540.150 (8048.)
TEMP 14 = 540.730 (8106.)
TEMP 15 = 540.130 (8046.)
TEMP 16 = 540.470 (8080.)
TEMP 17 = 541.350 (8168.)
TEMP 18 = 541.670 (8200.)

PRES 1 = 71.929 (72479.)

VPRS 1 = 0.355 (6934.)
VPRS 2 = 0.367 (7029.)
VPRS 3 = 0.360 (6975.)
VPRS 4 = 0.365 (7014.)

SUMMARY OF CORRECTED DATA

TIME = 315
DATE = 1203

TEMPERATURE (DEGREES R.) = 540.639
CORRECTED PRESSURE (PSIA) = 71.5675
VAPOR PRESSURE (PSIA) = 0.3612

SUMMARY OF MEASURED DATA AT 330 1203

TEMP	1	=	540.100	(8043.)
TEMP	2	=	540.840	(8117.)
TEMP	3	=	540.740	(8107.)
TEMP	4	=	540.390	(8072.)
TEMP	5	=	540.680	(8101.)
TEMP	6	=	540.880	(8121.)
TEMP	7	=	540.450	(8078.)
TEMP	8	=	540.030	(8036.)
TEMP	9	=	540.580	(8091.)
TEMP	10	=	540.680	(8101.)
TEMP	11	=	540.670	(8100.)
TEMP	12	=	541.050	(8138.)
TEMP	13	=	540.170	(8050.)
TEMP	14	=	540.730	(8106.)
TEMP	15	=	540.140	(8047.)
TEMP	16	=	540.480	(8081.)
TEMP	17	=	541.360	(8169.)
TEMP	18	=	541.690	(8202.)

PRES 1 = 71.930 (72480.)

VPRS	1	=	0.355	(6934.)
VPRS	2	=	0.367	(7030.)
VPRS	3	=	0.360	(6977.)
VPRS	4	=	0.364	(7012.)

SUMMARY OF CORRECTED DATA

TIME = 330

DATE = 1203

TEMPERATURE (DEGREES R.) = 540.642

CORRECTED PRESSURE (PSIA) = 71.5684

VAPOR PRESSURE (PSIA) = 0.3613

SUMMARY OF MEASURED DATA AT 345 1203

TEMP	1	=	540.080	(8041.)
TEMP	2	=	540.730	(8106.)
TEMP	3	=	540.770	(8110.)
TEMP	4	=	540.410	(8074.)
TEMP	5	=	540.660	(8099.)
TEMP	6	=	540.880	(8121.)
TEMP	7	=	540.450	(8078.)
TEMP	8	=	540.050	(8038.)
TEMP	9	=	540.570	(8090.)
TEMP	10	=	540.690	(8102.)
TEMP	11	=	540.660	(8099.)
TEMP	12	=	541.050	(8138.)
TEMP	13	=	540.170	(8050.)
TEMP	14	=	540.740	(8107.)
TEMP	15	=	540.150	(8048.)
TEMP	16	=	540.490	(8082.)
TEMP	17	=	541.380	(8171.)
TEMP	18	=	541.700	(8203.)
PRES	1	=	71.931	(72481.)
VPRS	1	=	0.356	(6945.)
VPRS	2	=	0.368	(7039.)
VPRS	3	=	0.360	(6972.)
VPRS	4	=	0.364	(7012.)

SUMMARY OF CORRECTED DATA

TIME = 345

DATE = 1203

TEMPERATURE (DEGREES R.) = 540.638

CORRECTED PRESSURE (PSIA) = 71.5689

VAPOR PRESSURE (PSIA) = 0.3618

SUMMARY OF MEASURED DATA AT 400 1203

TEMP 1 = 540.110 (8044.)
TEMP 2 = 540.670 (8100.)
TEMP 3 = 540.730 (8106.)
TEMP 4 = 540.440 (8077.)
TEMP 5 = 540.670 (8100.)
TEMP 6 = 540.900 (8123.)
TEMP 7 = 540.430 (8076.)
TEMP 8 = 540.110 (8044.)
TEMP 9 = 540.580 (8091.)
TEMP 10 = 540.680 (8101.)
TEMP 11 = 540.690 (8102.)
TEMP 12 = 541.060 (8139.)
TEMP 13 = 540.190 (8052.)
TEMP 14 = 540.750 (8108.)
TEMP 15 = 541.140 (8147.)
TEMP 16 = 540.510 (8084.)
TEMP 17 = 541.360 (8169.)
TEMP 18 = 541.700 (8203.)

PRES 1 = 71.931 (72481.)

VPRS 1 = 0.354 (6926.)
VPRS 2 = 0.366 (7028.)
VPRS 3 = 0.360 (6974.)
VPRS 4 = 0.364 (7011.)

SUMMARY OF CORRECTED DATA

TIME = 400
DATE = 1203

TEMPERATURE (DEGREES R.) = 540.692
CORRECTED PRESSURE (PSIA) = 71.5699
VAPOR PRESSURE (PSIA) = 0.3608

SUMMARY OF MEASURED DATA AT 415 1203

TEMP	1	=	540.110	(8044.)
TEMP	2	=	540.990	(8132.)
TEMP	3	=	540.700	(8103.)
TEMP	4	=	540.420	(8075.)
TEMP	5	=	540.700	(8103.)
TEMP	6	=	540.900	(8123.)
TEMP	7	=	540.460	(8079.)
TEMP	8	=	540.070	(8040.)
TEMP	9	=	540.590	(8092.)
TEMP	10	=	540.680	(8101.)
TEMP	11	=	540.680	(8101.)
TEMP	12	=	541.070	(8140.)
TEMP	13	=	540.200	(8053.)
TEMP	14	=	540.770	(8110.)
TEMP	15	=	540.190	(8052.)
TEMP	16	=	540.530	(8086.)
TEMP	17	=	541.380	(8171.)
TEMP	18	=	541.710	(8204.)
PRES	1	=	71.931	(72481.)
VPRS	1	=	0.354	(6930.)
VPRS	2	=	0.366	(7022.)
VPRS	3	=	0.360	(6973.)
VPRS	4	=	0.364	(7009.)

SUMMARY OF CORRECTED DATA

TIME = 415
DATE = 1203

TEMPERATURE (DEGREES R.) = 540.670
CORRECTED PRESSURE (PSIA) = 71.5700
VAPOR PRESSURE (PSIA) = 0.3607

SUMMARY OF MEASURED DATA AT 430 1203

TEMP 1 = 540.100 (8043.)
TEMP 2 = 540.780 (8111.)
TEMP 3 = 540.880 (8121.)
TEMP 4 = 540.450 (8078.)
TEMP 5 = 540.710 (8104.)
TEMP 6 = 540.910 (8124.)
TEMP 7 = 540.480 (8081.)
TEMP 8 = 540.060 (8039.)
TEMP 9 = 540.580 (8091.)
TEMP 10 = 540.680 (8101.)
TEMP 11 = 540.690 (8102.)
TEMP 12 = 541.080 (8141.)
TEMP 13 = 540.220 (8055.)
TEMP 14 = 540.760 (8109.)
TEMP 15 = 540.180 (8051.)
TEMP 16 = 540.550 (8088.)
TEMP 17 = 541.380 (8171.)
TEMP 18 = 541.710 (8204.)

PRES 1 = 71.933 (72483.)

VPRS 1 = 0.353 (6922.)
VPRS 2 = 0.367 (7030.)
VPRS 3 = 0.360 (6972.)
VPRS 4 = 0.364 (7009.)

SUMMARY OF CORRECTED DATA

TIME = 430
DATE = 1203

TEMPERATURE (DEGREES R.) = 540.672
CORRECTED PRESSURE (PSIA) = 71.5720
VAPOR PRESSURE (PSIA) = 0.3606

SUMMARY OF MEASURED DATA AT 445 1203

TEMP 1 = 540.130 (8046.)
TEMP 2 = 540.900 (8123.)
TEMP 3 = 540.840 (8117.)
TEMP 4 = 540.470 (8080.)
TEMP 5 = 540.710 (8104.)
TEMP 6 = 540.900 (8123.)
TEMP 7 = 540.460 (8079.)
TEMP 8 = 540.100 (8043.)
TEMP 9 = 540.580 (8091.)
TEMP 10 = 540.690 (8102.)
TEMP 11 = 540.680 (8101.)
TEMP 12 = 541.100 (8143.)
TEMP 13 = 540.230 (8056.)
TEMP 14 = 540.760 (8109.)
TEMP 15 = 540.200 (8053.)
TEMP 16 = 540.550 (8088.)
TEMP 17 = 541.380 (8171.)
TEMP 18 = 541.730 (8206.)

PRES 1 = 71.933 (72483.)

VPRS 1 = 0.355 (6935.)
VPRS 2 = 0.367 (7030.)
VPRS 3 = 0.359 (6970.)
VPRS 4 = 0.364 (7010.)

SUMMARY OF CORRECTED DATA

TIME = 445

DATE = 1203

TEMPERATURE (DEGREES R.) = 540.687

CORRECTED PRESSURE (PSIA) = 71.5716

VAPOR PRESSURE (PSIA) = 0.3610

SUMMARY OF MEASURED DATA AT 500 1203

TEMP	1	=	540.130	(8046.)
TEMP	2	=	541.000	(8133.)
TEMP	3	=	540.720	(8105.)
TEMP	4	=	540.450	(8078.)
TEMP	5	=	540.720	(8105.)
TEMP	6	=	540.900	(8123.)
TEMP	7	=	540.500	(8083.)
TEMP	8	=	540.090	(8042.)
TEMP	9	=	540.600	(8093.)
TEMP	10	=	540.720	(8105.)
TEMP	11	=	540.690	(8102.)
TEMP	12	=	541.110	(8144.)
TEMP	13	=	540.210	(8054.)
TEMP	14	=	540.780	(8111.)
TEMP	15	=	540.200	(8053.)
TEMP	16	=	540.550	(8088.)
TEMP	17	=	541.390	(8172.)
TEMP	18	=	541.730	(8206.)
PRES	1	=	71.934	(72484.)
VPRS	1	=	0.353	(6921.)
VPRS	2	=	0.366	(7022.)
VPRS	3	=	0.359	(6970.)
VPRS	4	=	0.364	(7006.)

SUMMARY OF CORRECTED DATA

TIME = 500
DATE = 1203

TEMPERATURE (DEGREES R.) = 540.690
CORRECTED PRESSURE (PSIA) = 71.5735
VAPOR PRESSURE (PSIA) = 0.3602

SUMMARY OF MEASURED DATA AT 515 1203

TEMP 1 = 540.150 (8048.)
TEMP 2 = 540.950 (8128.)
TEMP 3 = 540.790 (8112.)
TEMP 4 = 540.470 (8080.)
TEMP 5 = 540.720 (8105.)
TEMP 6 = 540.920 (8125.)
TEMP 7 = 540.500 (8083.)
TEMP 8 = 540.090 (8042.)
TEMP 9 = 540.610 (8094.)
TEMP 10 = 540.710 (8104.)
TEMP 11 = 540.710 (8104.)
TEMP 12 = 541.110 (8144.)
TEMP 13 = 540.240 (8057.)
TEMP 14 = 540.800 (8113.)
TEMP 15 = 540.220 (8055.)
TEMP 16 = 540.560 (8089.)
TEMP 17 = 541.410 (8174.)
TEMP 18 = 541.740 (8207.)

PRES 1 = 71.934 (72484.)

VPRS 1 = 0.353 (6922.)
VPRS 2 = 0.367 (7030.)
VPRS 3 = 0.359 (6968.)
VPRS 4 = 0.364 (7009.)

SUMMARY OF CORRECTED DATA

TIME = 515
DATE = 1203

TEMPERATURE (DEGREES R.) = 540.701
CORRECTED PRESSURE (PSIA) = 71.5732
VAPOR PRESSURE (PSIA) = 0.3605

SUMMARY OF MEASURED DATA AT 530 1203

TEMP 1 = 540.140 (8047.)
TEMP 2 = 540.820 (8115.)
TEMP 3 = 540.730 (8106.)
TEMP 4 = 540.480 (8081.)
TEMP 5 = 540.740 (8107.)
TEMP 6 = 540.920 (8125.)
TEMP 7 = 540.500 (8083.)
TEMP 8 = 540.090 (8042.)
TEMP 9 = 540.600 (8093.)
TEMP 10 = 540.720 (8105.)
TEMP 11 = 540.710 (8104.)
TEMP 12 = 541.120 (8145.)
TEMP 13 = 540.250 (8058.)
TEMP 14 = 540.810 (8114.)
TEMP 15 = 540.220 (8055.)
TEMP 16 = 540.570 (8090.)
TEMP 17 = 541.420 (8175.)
TEMP 18 = 541.740 (8207.)

PRES 1 = 71.935 (72485.)

VPRS 1 = 0.353 (6922.)
VPRS 2 = 0.367 (7032.)
VPRS 3 = 0.359 (6970.)
VPRS 4 = 0.364 (7006.)

SUMMARY OF CORRECTED DATA

TIME = 530
DATE = 1203

TEMPERATURE (DEGREES R.) = 540.689
CORRECTED PRESSURE (PSIA) = 71.5741
VAPOR PRESSURE (PSIA) = 0.3606

SUMMARY OF MEASURED DATA AT 545 1203

TEMP	1	=	540.150	(8048.)
TEMP	2	=	540.920	(8125.)
TEMP	3	=	540.730	(8106.)
TEMP	4	=	540.490	(8082.)
TEMP	5	=	540.750	(8108.)
TEMP	6	=	540.930	(8126.)
TEMP	7	=	540.520	(8085.)
TEMP	8	=	540.110	(8044.)
TEMP	9	=	540.610	(8094.)
TEMP	10	=	540.720	(8105.)
TEMP	11	=	540.710	(8104.)
TEMP	12	=	541.140	(8147.)
TEMP	13	=	540.250	(8058.)
TEMP	14	=	540.810	(8114.)
TEMP	15	=	540.190	(8052.)
TEMP	16	=	540.590	(8092.)
TEMP	17	=	541.440	(8177.)
TEMP	18	=	541.750	(8208.)
PRES	1	=	71.935	(72485.)
VPRS	1	=	0.355	(6935.)
VPRS	2	=	0.366	(7021.)
VPRS	3	=	0.359	(6971.)
VPRS	4	=	0.364	(7006.)

SUMMARY OF CORRECTED DATA

TIME = 545
DATE = 1203

TEMPERATURE (DEGREES R.) = 540.704
CORRECTED PRESSURE (PSIA) = 71.5740
VAPOR PRESSURE (PSIA) = 0.3607

SUMMARY OF MEASURED DATA AT 600 1203

TEMP 1 = 540.190 (8052.)
TEMP 2 = 541.140 (8147.)
TEMP 3 = 540.790 (8112.)
TEMP 4 = 540.510 (8084.)
TEMP 5 = 540.740 (8107.)
TEMP 6 = 540.940 (8127.)
TEMP 7 = 540.530 (8086.)
TEMP 8 = 540.120 (8045.)
TEMP 9 = 540.630 (8096.)
TEMP 10 = 540.740 (8107.)
TEMP 11 = 540.710 (8104.)
TEMP 12 = 541.160 (8149.)
TEMP 13 = 540.260 (8059.)
TEMP 14 = 540.820 (8115.)
TEMP 15 = 540.230 (8056.)
TEMP 16 = 540.590 (8092.)
TEMP 17 = 541.430 (8176.)
TEMP 18 = 541.750 (8208.)

PRES 1 = 71.936 (72486.)

VPRS 1 = 0.353 (6921.)
VPRS 2 = 0.365 (7019.)
VPRS 3 = 0.359 (6967.)
VPRS 4 = 0.363 (7003.)

SUMMARY OF CORRECTED DATA

TIME = 600
DATE = 1203

TEMPERATURE (DEGREES R.) = 540.738
CORRECTED PRESSURE (PSIA) = 71.5757
VAPOR PRESSURE (PSIA) = 0.3599

SUMMARY OF MEASURED DATA AT 615 1203

TEMP 1 = 540.170 (8050.)
TEMP 2 = 541.110 (8144.)
TEMP 3 = 540.750 (8108.)
TEMP 4 = 540.490 (8082.)
TEMP 5 = 540.750 (8108.)
TEMP 6 = 540.960 (8129.)
TEMP 7 = 540.540 (8087.)
TEMP 8 = 540.150 (8048.)
TEMP 9 = 540.640 (8097.)
TEMP 10 = 540.750 (8108.)
TEMP 11 = 540.740 (8107.)
TEMP 12 = 541.140 (8147.)
TEMP 13 = 540.260 (8059.)
TEMP 14 = 540.840 (8117.)
TEMP 15 = 540.220 (8055.)
TEMP 16 = 540.600 (8093.)
TEMP 17 = 541.450 (8178.)
TEMP 18 = 541.770 (8210.)

PRES 1 = 71.937 (72487.)

VPRS 1 = 0.354 (6924.)
VPRS 2 = 0.366 (7023.)
VPRS 3 = 0.359 (6971.)
VPRS 4 = 0.364 (7006.)

SUMMARY OF CORRECTED DATA

TIME = 615
DATE = 1203

TEMPERATURE (DEGREES R.) = 540.737
CORRECTED PRESSURE (PSIA) = 71.5763
VAPOR PRESSURE (PSIA) = 0.3604

SUMMARY OF MEASURED DATA AT 630 1203

TEMP 1 = 540.180 (8051.)
TEMP 2 = 540.960 (8129.)
TEMP 3 = 540.790 (8112.)
TEMP 4 = 540.520 (8085.)
TEMP 5 = 540.770 (8110.)
TEMP 6 = 540.970 (8130.)
TEMP 7 = 540.530 (8086.)
TEMP 8 = 540.130 (8046.)
TEMP 9 = 540.650 (8098.)
TEMP 10 = 540.770 (8110.)
TEMP 11 = 540.740 (8107.)
TEMP 12 = 541.160 (8149.)
TEMP 13 = 540.300 (8063.)
TEMP 14 = 540.830 (8116.)
TEMP 15 = 540.260 (8059.)
TEMP 16 = 540.610 (8094.)
TEMP 17 = 541.450 (8178.)
TEMP 18 = 541.780 (8211.)

PRES 1 = 71.937 (72487.)

VPRS 1 = 0.353 (6921.)
VPRS 2 = 0.366 (7023.)
VPRS 3 = 0.359 (6970.)
VPRS 4 = 0.363 (7003.)

SUMMARY OF CORRECTED DATA

TIME = 630
DATE = 1203

TEMPERATURE (DEGREES R.) = 540.738
CORRECTED PRESSURE (PSIA) = 71.5765
VAPOR PRESSURE (PSIA) = 0.3602

SUMMARY OF MEASURED DATA AT 645 1203

TEMP	1	=	540.190	(8052.)
TEMP	2	=	540.900	(8123.)
TEMP	3	=	540.720	(8105.)
TEMP	4	=	540.530	(8086.)
TEMP	5	=	540.760	(8109.)
TEMP	6	=	540.970	(8130.)
TEMP	7	=	540.550	(8088.)
TEMP	8	=	540.140	(8047.)
TEMP	9	=	540.660	(8099.)
TEMP	10	=	540.770	(8110.)
TEMP	11	=	540.750	(8108.)
TEMP	12	=	541.160	(8149.)
TEMP	13	=	540.290	(8062.)
TEMP	14	=	540.850	(8118.)
TEMP	15	=	540.260	(8059.)
TEMP	16	=	540.630	(8096.)
TEMP	17	=	541.440	(8177.)
TEMP	18	=	541.790	(8212.)
PRES	1	=	71.938	(72488.)
VPRS	1	=	0.352	(6909.)
VPRS	2	=	0.365	(7020.)
VPRS	3	=	0.359	(6967.)
VPRS	4	=	0.362	(6994.)

SUMMARY OF CORRECTED DATA

TIME = 645
DATE = 1203

TEMPERATURE (DEGREES R.) = 540.732
CORRECTED PRESSURE (PSIA) = 71.5783
VAPOR PRESSURE (PSIA) = 0.3594

SUMMARY OF MEASURED DATA AT 700 1203

TEMP	1	=	540.210	(8054.)
TEMP	2	=	540.840	(8117.)
TEMP	3	=	540.820	(8115.)
TEMP	4	=	540.540	(8087.)
TEMP	5	=	540.770	(8110.)
TEMP	6	=	540.960	(8129.)
TEMP	7	=	540.570	(8090.)
TEMP	8	=	540.200	(8053.)
TEMP	9	=	540.640	(8097.)
TEMP	10	=	540.770	(8110.)
TEMP	11	=	540.770	(8110.)
TEMP	12	=	541.170	(8150.)
TEMP	13	=	540.300	(8063.)
TEMP	14	=	540.860	(8119.)
TEMP	15	=	540.290	(8062.)
TEMP	16	=	540.640	(8097.)
TEMP	17	=	541.450	(8178.)
TEMP	18	=	541.800	(8213.)
PRES	1	=	71.939	(72489.)
VPRS	1	=	0.353	(6919.)
VPRS	2	=	0.366	(7021.)
VPRS	3	=	0.359	(6965.)
VPRS	4	=	0.363	(7002.)

SUMMARY OF CORRECTED DATA

TIME = 700
DATE = 1203

TEMPERATURE (DEGREES R.) = 540.746
CORRECTED PRESSURE (PSIA) = 71.5788
VAPOR PRESSURE (PSIA) = 0.3598

SUMMARY OF MEASURED DATA AT 715 1203

TEMP 1 = 540.190 (8052.)
TEMP 2 = 540.980 (8131.)
TEMP 3 = 540.750 (8108.)
TEMP 4 = 540.530 (8086.)
TEMP 5 = 540.780 (8111.)
TEMP 6 = 540.980 (8131.)
TEMP 7 = 540.590 (8092.)
TEMP 8 = 540.170 (8050.)
TEMP 9 = 540.660 (8099.)
TEMP 10 = 540.790 (8112.)
TEMP 11 = 540.790 (8112.)
TEMP 12 = 541.170 (8150.)
TEMP 13 = 540.340 (8067.)
TEMP 14 = 540.870 (8120.)
TEMP 15 = 540.270 (8060.)
TEMP 16 = 540.660 (8099.)
TEMP 17 = 541.450 (8178.)
TEMP 18 = 541.800 (8213.)

PRES 1 = 71.939 (72489.)

VPRS 1 = 0.353 (6921.)
VPRS 2 = 0.364 (7009.)
VPRS 3 = 0.359 (6965.)
VPRS 4 = 0.363 (6997.)

SUMMARY OF CORRECTED DATA

TIME = 715
DATE = 1203

TEMPERATURE (DEGREES R.) = 540.755
CORRECTED PRESSURE (PSIA) = 71.5792
VAPOR PRESSURE (PSIA) = 0.3594

SUMMARY OF MEASURED DATA AT 730 1203

TEMP 1 = 540.210 (8054.)
TEMP 2 = 541.040 (8137.)
TEMP 3 = 540.770 (8110.)
TEMP 4 = 540.540 (8087.)
TEMP 5 = 540.800 (8113.)
TEMP 6 = 541.010 (8134.)
TEMP 7 = 540.610 (8094.)
TEMP 8 = 540.160 (8049.)
TEMP 9 = 540.670 (8100.)
TEMP 10 = 540.830 (8116.)
TEMP 11 = 540.780 (8111.)
TEMP 12 = 541.160 (8149.)
TEMP 13 = 540.320 (8065.)
TEMP 14 = 540.870 (8120.)
TEMP 15 = 540.310 (8064.)
TEMP 16 = 540.660 (8099.)
TEMP 17 = 541.490 (8182.)
TEMP 18 = 541.830 (8216.)

PRES 1 = 71.940 (72490.)

VPRS 1 = 0.353 (6919.)
VPRS 2 = 0.366 (7021.)
VPRS 3 = 0.359 (6966.)
VPRS 4 = 0.363 (6998.)

SUMMARY OF CORRECTED DATA

TIME = 730
DATE = 1203

TEMPERATURE (DEGREES R.) = 540.774
CORRECTED PRESSURE (PSIA) = 71.5798
VAPOR PRESSURE (PSIA) = 0.3598

SUMMARY OF MEASURED DATA AT 745 1203

TEMP 1 = 540.230 (8056.)
TEMP 2 = 541.140 (8147.)
TEMP 3 = 540.850 (8118.)
TEMP 4 = 540.550 (8088.)
TEMP 5 = 540.800 (8113.)
TEMP 6 = 541.000 (8133.)
TEMP 7 = 540.610 (8094.)
TEMP 8 = 540.150 (8048.)
TEMP 9 = 540.690 (8102.)
TEMP 10 = 540.800 (8113.)
TEMP 11 = 540.800 (8113.)
TEMP 12 = 541.200 (8153.)
TEMP 13 = 540.340 (8067.)
TEMP 14 = 540.880 (8121.)
TEMP 15 = 540.310 (8064.)
TEMP 16 = 540.650 (8098.)
TEMP 17 = 541.500 (8183.)
TEMP 18 = 541.840 (8217.)

PRES 1 = 71.940 (72490.)

VPRS 1 = 0.353 (6921.)
VPRS 2 = 0.365 (7019.)
VPRS 3 = 0.359 (6965.)
VPRS 4 = 0.363 (6998.)

SUMMARY OF CORRECTED DATA

TIME = 745
DATE = 1203

TEMPERATURE (DEGREES R.) = 540.794
CORRECTED PRESSURE (PSIA) = 71.5799
VAPOR PRESSURE (PSIA) = 0.3597

SUMMARY OF MEASURED DATA AT 800 1203

TEMP 1 = 540.220 (8055.)
TEMP 2 = 540.800 (8113.)
TEMP 3 = 540.900 (8123.)
TEMP 4 = 540.540 (8087.)
TEMP 5 = 540.810 (8114.)
TEMP 6 = 541.030 (8136.)
TEMP 7 = 540.600 (8093.)
TEMP 8 = 540.210 (8054.)
TEMP 9 = 540.710 (8104.)
TEMP 10 = 540.820 (8115.)
TEMP 11 = 540.810 (8114.)
TEMP 12 = 541.180 (8151.)
TEMP 13 = 540.350 (8068.)
TEMP 14 = 540.900 (8123.)
TEMP 15 = 540.300 (8063.)
TEMP 16 = 540.660 (8099.)
TEMP 17 = 541.520 (8185.)
TEMP 18 = 541.840 (8217.)

PRES 1 = 71.942 (72492.)

VPRS 1 = 0.352 (6914.)
VPRS 2 = 0.365 (7016.)
VPRS 3 = 0.358 (6961.)
VPRS 4 = 0.363 (6999.)

SUMMARY OF CORRECTED DATA

TIME = 800
DATE = 1203

TEMPERATURE (DEGREES R.) = 540.777
CORRECTED PRESSURE (PSIA) = 71.5823
VAPOR PRESSURE (PSIA) = 0.3593

SUMMARY OF MEASURED DATA AT 815 1203

TEMP	1	=	540.220	(8055.)
TEMP	2	=	540.230	(8116.)
TEMP	3	=	540.790	(8112.)
TEMP	4	=	540.550	(8088.)
TEMP	5	=	540.810	(8114.)
TEMP	6	=	541.030	(8136.)
TEMP	7	=	540.630	(8096.)
TEMP	8	=	540.240	(8057.)
TEMP	9	=	540.710	(8104.)
TEMP	10	=	540.840	(8117.)
TEMP	11	=	540.810	(8114.)
TEMP	12	=	541.210	(8154.)
TEMP	13	=	540.330	(8066.)
TEMP	14	=	540.910	(8124.)
TEMP	15	=	540.330	(8066.)
TEMP	16	=	540.670	(8100.)
TEMP	17	=	541.540	(8187.)
TEMP	18	=	541.860	(8219.)

PRES 1 = 71.942 (72492.)

VPRS	1	=	0.352	(6911.)
VPRS	2	=	0.366	(7024.)
VPRS	3	=	0.358	(6962.)
VPRS	4	=	0.362	(6993.)

SUMMARY OF CORRECTED DATA

TIME = 815
DATE = 1203

TEMPERATURE (DEGREES R.) = 540.780
CORRECTED PRESSURE (PSIA) = 71.5822
VAPOR PRESSURE (PSIA) = 0.3594

SUMMARY OF MEASURED DATA AT 830 1203

TEMP 1 = 540.230 (8056.)
TEMP 2 = 540.990 (8132.)
TEMP 3 = 540.840 (8117.)
TEMP 4 = 540.570 (8090.)
TEMP 5 = 540.830 (8116.)
TEMP 6 = 541.030 (8136.)
TEMP 7 = 540.640 (8097.)
TEMP 8 = 540.210 (8054.)
TEMP 9 = 540.730 (8106.)
TEMP 10 = 540.820 (8115.)
TEMP 11 = 540.830 (8116.)
TEMP 12 = 541.210 (8154.)
TEMP 13 = 540.350 (8068.)
TEMP 14 = 540.910 (8124.)
TEMP 15 = 540.340 (8067.)
TEMP 16 = 540.680 (8101.)
TEMP 17 = 541.540 (8187.)
TEMP 18 = 541.860 (8219.)

PRES 1 = 71.943 (72493.)

VPRS 1 = 0.354 (6923.)
VPRS 2 = 0.365 (7018.)
VPRS 3 = 0.358 (6962.)
VPRS 4 = 0.362 (6994.)

SUMMARY OF CORRECTED DATA

TIME = 830
DATE = 1203

TEMPERATURE (DEGREES R.) = 540.803
CORRECTED PRESSURE (PSIA) = 71.5830
VAPOR PRESSURE (PSIA) = 0.3596

SUMMARY OF MEASURED DATA AT 845 1203

TEMP 1 = 540.250 (8058.)
TEMP 2 = 541.250 (8158.)
TEMP 3 = 540.820 (8115.)
TEMP 4 = 540.580 (8091.)
TEMP 5 = 540.830 (8116.)
TEMP 6 = 541.040 (8137.)
TEMP 7 = 540.650 (8098.)
TEMP 8 = 540.230 (8056.)
TEMP 9 = 540.730 (8106.)
TEMP 10 = 540.870 (8120.)
TEMP 11 = 540.820 (8115.)
TEMP 12 = 541.220 (8155.)
TEMP 13 = 540.390 (8072.)
TEMP 14 = 540.930 (8126.)
TEMP 15 = 540.340 (8067.)
TEMP 16 = 540.690 (8102.)
TEMP 17 = 541.560 (8189.)
TEMP 18 = 541.880 (8221.)

PRES 1 = 71.945 (72495.)

VPRS 1 = 0.352 (6908.)
VPRS 2 = 0.365 (7014.)
VPRS 3 = 0.358 (6959.)
VPRS 4 = 0.363 (7000.)

SUMMARY OF CORRECTED DATA

TIME = 845

DATE = 1203

TEMPERATURE (DEGREES R.) = 540.834

CORRECTED PRESSURE (PSIA) = 71.5856

VAPOR PRESSURE (PSIA) = 0.3590

SUMMARY OF MEASURED DATA AT 900 1203

TEMP 1 = 540.230 (8056.)
TEMP 2 = 541.040 (8137.)
TEMP 3 = 540.860 (8119.)
TEMP 4 = 540.570 (8090.)
TEMP 5 = 540.840 (8117.)
TEMP 6 = 541.060 (8139.)
TEMP 7 = 540.630 (8096.)
TEMP 8 = 540.260 (8059.)
TEMP 9 = 540.730 (8106.)
TEMP 10 = 540.870 (8120.)
TEMP 11 = 540.840 (8117.)
TEMP 12 = 541.230 (8156.)
TEMP 13 = 540.380 (8071.)
TEMP 14 = 540.930 (8126.)
TEMP 15 = 540.370 (8070.)
TEMP 16 = 540.710 (8104.)
TEMP 17 = 541.560 (8189.)
TEMP 18 = 541.890 (8222.)

PRES 1 = 71.945 (72495.)

VPRS 1 = 0.352 (6911.)
VPRS 2 = 0.364 (7011.)
VPRS 3 = 0.358 (6958.)
VPRS 4 = 0.362 (6994.)

SUMMARY OF CORRECTED DATA

TIME = 900
DATE = 1203

TEMPERATURE (DEGREES R.) = 540.824
CORRECTED PRESSURE (PSIA) = 71.5857
VAPOR PRESSURE (PSIA) = 0.3588

SUMMARY OF MEASURED DATA AT 915 1203

TEMP 1 = 540.270 (8060.)
TEMP 2 = 541.040 (8137.)
TEMP 3 = 540.870 (8120.)
TEMP 4 = 540.580 (8091.)
TEMP 5 = 540.860 (8119.)
TEMP 6 = 541.060 (8139.)
TEMP 7 = 540.650 (8098.)
TEMP 8 = 540.250 (8058.)
TEMP 9 = 540.760 (8109.)
TEMP 10 = 540.870 (8120.)
TEMP 11 = 540.860 (8119.)
TEMP 12 = 541.220 (8155.)
TEMP 13 = 540.410 (8074.)
TEMP 14 = 540.930 (8126.)
TEMP 15 = 540.350 (8068.)
TEMP 16 = 540.700 (8103.)
TEMP 17 = 541.580 (8191.)
TEMP 18 = 541.920 (8225.)

PRES 1 = 71.945 (72495.)

VPRS 1 = 0.352 (6911.)
VPRS 2 = 0.364 (7009.)
VPRS 3 = 0.358 (6956.)
VPRS 4 = 0.363 (6997.)

SUMMARY OF CORRECTED DATA

TIME = 915
DATE = 1203

TEMPERATURE (DEGREES R.) = 540.834
CORRECTED PRESSURE (PSIA) = 71.5858
VAPOR PRESSURE (PSIA) = 0.3588

SUMMARY OF MEASURED DATA AT 930 1203

TEMP	1	=	540.260	(8059.)
TEMP	2	=	540.870	(8120.)
TEMP	3	=	540.870	(8120.)
TEMP	4	=	540.590	(8092.)
TEMP	5	=	540.880	(8121.)
TEMP	6	=	541.080	(8141.)
TEMP	7	=	540.680	(8101.)
TEMP	8	=	540.250	(8058.)
TEMP	9	=	540.760	(8109.)
TEMP	10	=	540.890	(8122.)
TEMP	11	=	540.870	(8120.)
TEMP	12	=	541.250	(8158.)
TEMP	13	=	540.400	(8073.)
TEMP	14	=	540.950	(8128.)
TEMP	15	=	540.380	(8071.)
TEMP	16	=	540.730	(8106.)
TEMP	17	=	541.560	(8189.)
TEMP	18	=	541.920	(8225.)
PRES	1	=	71.945	(72495.)
VPRS	1	=	0.351	(6903.)
VPRS	2	=	0.365	(7013.)
VPRS	3	=	0.359	(6964.)
VPRS	4	=	0.362	(6992.)

SUMMARY OF CORRECTED DATA

TIME = 930

DATE = 1203

TEMPERATURE (DEGREES R.) = 540.829

CORRECTED PRESSURE (PSIA) = 71.5858

VAPOR PRESSURE (PSIA) = 0.3588

SUMMARY OF MEASURED DATA AT 945 1203

TEMP	1	=	540.270	(8060.)
TEMP	2	=	541.140	(8147.)
TEMP	3	=	540.890	(8122.)
TEMP	4	=	540.600	(8093.)
TEMP	5	=	540.890	(8122.)
TEMP	6	=	541.080	(8141.)
TEMP	7	=	540.680	(8101.)
TEMP	8	=	540.250	(8058.)
TEMP	9	=	540.760	(8109.)
TEMP	10	=	540.880	(8121.)
TEMP	11	=	540.890	(8122.)
TEMP	12	=	541.260	(8159.)
TEMP	13	=	540.400	(8073.)
TEMP	14	=	540.960	(8129.)
TEMP	15	=	540.370	(8070.)
TEMP	16	=	540.730	(8106.)
TEMP	17	=	541.590	(8192.)
TEMP	18	=	541.930	(8226.)

PRES 1 = 71.946 (72496.)

VPRS 1 = 0.352 (6914.)

VPRS 2 = 0.365 (7015.)

VPRS 3 = 0.357 (6954.)

VPRS 4 = 0.362 (6996.)

SUMMARY OF CORRECTED DATA

TIME = 945

DATE = 1203

TEMPERATURE (DEGREES R.) = 540.858

CORRECTED PRESSURE (PSIA) = 71.5866

VAPOR PRESSURE (PSIA) = 0.3590

SUMMARY OF MEASURED DATA AT 1000 1203

TEMP	1 =	540.290	(8062.)
TEMP	2 =	540.890	(8122.)
TEMP	3 =	540.960	(8129.)
TEMP	4 =	540.620	(8095.)
TEMP	5 =	540.880	(8121.)
TEMP	6 =	541.090	(8142.)
TEMP	7 =	540.710	(8104.)
TEMP	8 =	540.260	(8059.)
TEMP	9 =	540.770	(8110.)
TEMP	10 =	540.900	(8123.)
TEMP	11 =	540.890	(8122.)
TEMP	12 =	541.260	(8159.)
TEMP	13 =	540.420	(8075.)
TEMP	14 =	540.970	(8130.)
TEMP	15 =	540.410	(8074.)
TEMP	16 =	540.740	(8107.)
TEMP	17 =	541.620	(8195.)
TEMP	18 =	541.940	(8227.)
PRES	1 =	71.946	(72496.)
VPRS	1 =	0.350	(6898.)
VPRS	2 =	0.364	(7012.)
VPRS	3 =	0.358	(6961.)
VPRS	4 =	0.363	(6999.)

SUMMARY OF CORRECTED DATA

TIME = 1000
DATE = 1203

TEMPERATURE (DEGREES R.) = 540.856
CORRECTED PRESSURE (PSIA) = 71.5869
VAPOR PRESSURE (PSIA) = 0.3586

SUMMARY OF MEASURED DATA AT 1015 1203

TEMP	1	=	540.300	(8063.)
TEMP	2	=	540.920	(8125.)
TEMP	3	=	540.930	(8126.)
TEMP	4	=	540.650	(8098.)
TEMP	5	=	540.880	(8121.)
TEMP	6	=	541.100	(8143.)
TEMP	7	=	540.710	(8104.)
TEMP	8	=	540.260	(8059.)
TEMP	9	=	540.790	(8112.)
TEMP	10	=	540.900	(8123.)
TEMP	11	=	540.900	(8123.)
TEMP	12	=	541.270	(8160.)
TEMP	13	=	540.450	(8078.)
TEMP	14	=	540.970	(8130.)
TEMP	15	=	540.380	(8071.)
TEMP	16	=	540.750	(8108.)
TEMP	17	=	541.590	(8192.)
TEMP	18	=	541.960	(8229.)
PRES	1	=	71.948	(72498.)
VPRS	1	=	0.351	(6906.)
VPRS	2	=	0.364	(7006.)
VPRS	3	=	0.358	(6958.)
VPRS	4	=	0.362	(6990.)

SUMMARY OF CORRECTED DATA

TIME = 1015
DATE = 1203

TEMPERATURE (DEGREES R.) = 540.861
CORRECTED PRESSURE (PSIA) = 71.5891
VAPOR PRESSURE (PSIA) = 0.3584

SUMMARY OF MEASURED DATA AT 1030 1203

TEMP	1	=	540.310	(8064.)
TEMP	2	=	541.060	(8139.)
TEMP	3	=	540.900	(8123.)
TEMP	4	=	540.640	(8097.)
TEMP	5	=	540.880	(8121.)
TEMP	6	=	541.100	(8143.)
TEMP	7	=	540.710	(8104.)
TEMP	8	=	540.280	(8061.)
TEMP	9	=	540.780	(8111.)
TEMP	10	=	540.910	(8124.)
TEMP	11	=	540.900	(8123.)
TEMP	12	=	541.280	(8161.)
TEMP	13	=	540.440	(8077.)
TEMP	14	=	541.010	(8134.)
TEMP	15	=	540.440	(8077.)
TEMP	16	=	540.760	(8109.)
TEMP	17	=	541.610	(8194.)
TEMP	18	=	541.960	(8229.)
PRES	1	=	71.948	(72498.)
VPRS	1	=	0.353	(6915.)
VPRS	2	=	0.364	(7009.)
VPRS	3	=	0.358	(6959.)
VPRS	4	=	0.362	(6991.)

SUMMARY OF CORRECTED DATA

TIME = 1030

DATE = 1203

TEMPERATURE (DEGREES R.) = 540.877

CORRECTED PRESSURE (PSIA) = 71.5887

VAPOR PRESSURE (PSIA) = 0.3588

SUMMARY OF MEASURED DATA AT 1045 1203

TEMP	1	=	540.310	(8064.)
TEMP	2	=	541.080	(8141.)
TEMP	3	=	540.950	(8128.)
TEMP	4	=	540.660	(8099.)
TEMP	5	=	540.900	(8123.)
TEMP	6	=	541.100	(8143.)
TEMP	7	=	540.720	(8105.)
TEMP	8	=	540.310	(8064.)
TEMP	9	=	540.790	(8112.)
TEMP	10	=	540.910	(8124.)
TEMP	11	=	540.900	(8123.)
TEMP	12	=	541.290	(8162.)
TEMP	13	=	540.470	(8080.)
TEMP	14	=	541.000	(8133.)
TEMP	15	=	540.420	(8075.)
TEMP	16	=	540.780	(8111.)
TEMP	17	=	541.640	(8197.)
TEMP	18	=	541.970	(8230.)
PRES	1	=	71.949	(72499.)
VPRS	1	=	0.352	(6908.)
VPRS	2	=	0.364	(7010.)
VPRS	3	=	0.358	(6958.)
VPRS	4	=	0.362	(6989.)

SUMMARY OF CORRECTED DATA

TIME = 1045

DATE = 1203

TEMPERATURE (DEGREES R.) = 540.891

CORRECTED PRESSURE (PSIA) = 71.5899

VAPOR PRESSURE (PSIA) = 0.3586

SUMMARY OF MEASURED DATA AT 1100 1203

TEMP 1 = 540.320 (8065.)
TEMP 2 = 541.040 (8137.)
TEMP 3 = 540.970 (8130.)
TEMP 4 = 540.670 (8100.)
TEMP 5 = 540.920 (8125.)
TEMP 6 = 541.120 (8145.)
TEMP 7 = 540.720 (8105.)
TEMP 8 = 540.300 (8063.)
TEMP 9 = 540.790 (8112.)
TEMP 10 = 540.950 (8128.)
TEMP 11 = 540.910 (8124.)
TEMP 12 = 541.290 (8162.)
TEMP 13 = 540.470 (8080.)
TEMP 14 = 541.010 (8134.)
TEMP 15 = 540.420 (8075.)
TEMP 16 = 540.810 (8114.)
TEMP 17 = 541.700 (8203.)
TEMP 18 = 541.890 (8222.)

PRES 1 = 71.950 (72500.)

VPRS 1 = 0.351 (6904.)
VPRS 2 = 0.364 (7010.)
VPRS 3 = 0.358 (6958.)
VPRS 4 = 0.361 (6986.)

SUMMARY OF CORRECTED DATA

TIME = 1100
DATE = 1203

TEMPERATURE (DEGREES R.) = 540.896
CORRECTED PRESSURE (PSIA) = 71.5911
VAPOR PRESSURE (PSIA) = 0.3584

SUMMARY OF MEASURED DATA AT 1115 1203

TEMP 1 = 540.350 (8068.)
TEMP 2 = 541.070 (8140.)
TEMP 3 = 540.930 (8126.)
TEMP 4 = 540.680 (8101.)
TEMP 5 = 540.930 (8126.)
TEMP 6 = 541.120 (8145.)
TEMP 7 = 540.730 (8106.)
TEMP 8 = 540.270 (8060.)
TEMP 9 = 540.810 (8114.)
TEMP 10 = 540.970 (8130.)
TEMP 11 = 540.930 (8126.)
TEMP 12 = 541.310 (8164.)
TEMP 13 = 540.470 (8080.)
TEMP 14 = 541.010 (8134.)
TEMP 15 = 540.440 (8077.)
TEMP 16 = 540.840 (8117.)
TEMP 17 = 541.720 (8205.)
TEMP 18 = 541.910 (8224.)

PRES 1 = 71.950 (72501.)

VPRS 1 = 0.352 (6912.)
VPRS 2 = 0.364 (7006.)
VPRS 3 = 0.358 (6956.)
VPRS 4 = 0.362 (6993.)

SUMMARY OF CORRECTED DATA

TIME = 1115
DATE = 1203

TEMPERATURE (DEGREES R.) = 540.907
CORRECTED PRESSURE (PSIA) = 71.5919
VAPOR PRESSURE (PSIA) = 0.3586

SUMMARY OF MEASURED DATA AT 1130 1203

TEMP	1 =	540.350	(8068.)
TEMP	2 =	540.930	(8126.)
TEMP	3 =	540.950	(8128.)
TEMP	4 =	540.690	(8102.)
TEMP	5 =	540.940	(8127.)
TEMP	6 =	541.160	(8149.)
TEMP	7 =	540.770	(8110.)
TEMP	8 =	540.340	(8067.)
TEMP	9 =	540.820	(8115.)
TEMP	10 =	541.010	(8134.)
TEMP	11 =	540.930	(8126.)
TEMP	12 =	541.330	(8166.)
TEMP	13 =	540.490	(8082.)
TEMP	14 =	541.050	(8138.)
TEMP	15 =	540.460	(8079.)
TEMP	16 =	540.870	(8120.)
TEMP	17 =	541.750	(8208.)
TEMP	18 =	541.940	(8227.)
PRES	1 =	71.952	(72503.)
VPRS	1 =	0.352	(6908.)
VPRS	2 =	0.364	(7005.)
VPRS	3 =	0.358	(6959.)
VPRS	4 =	0.361	(6984.)

SUMMARY OF CORRECTED DATA

TIME = 1130
DATE = 1203

TEMPERATURE (DEGREES R.) = 540.917
CORRECTED PRESSURE (PSIA) = 71.5942
VAPOR PRESSURE (PSIA) = 0.3583

SUMMARY OF MEASURED DATA AT 1145 1203

TEMP 1 = 540.370 (8070.)
TEMP 2 = 540.940 (8127.)
TEMP 3 = 540.920 (8125.)
TEMP 4 = 540.710 (8104.)
TEMP 5 = 540.940 (8127.)
TEMP 6 = 541.170 (8150.)
TEMP 7 = 540.770 (8110.)
TEMP 8 = 540.310 (8064.)
TEMP 9 = 540.820 (8115.)
TEMP 10 = 541.010 (8134.)
TEMP 11 = 540.950 (8128.)
TEMP 12 = 541.330 (8166.)
TEMP 13 = 540.500 (8083.)
TEMP 14 = 541.040 (8137.)
TEMP 15 = 540.460 (8079.)
TEMP 16 = 540.870 (8120.)
TEMP 17 = 541.770 (8210.)
TEMP 18 = 541.960 (8229.)

PRES 1 = 71.952 (72503.)

VPRS 1 = 0.351 (6904.)
VPRS 2 = 0.364 (7006.)
VPRS 3 = 0.357 (6955.)
VPRS 4 = 0.362 (6991.)

SUMMARY OF CORRECTED DATA

TIME = 1145
DATE = 1203

TEMPERATURE (DEGREES R.) = 540.921
CORRECTED PRESSURE (PSIA) = 71.5942
VAPOR PRESSURE (PSIA) = 0.3582

SUMMARY OF MEASURED DATA AT 1200 1203

TEMP 1 = 540.390 (8072.)
TEMP 2 = 540.990 (8132.)
TEMP 3 = 540.940 (8127.)
TEMP 4 = 540.730 (8106.)
TEMP 5 = 540.950 (8128.)
TEMP 6 = 541.170 (8150.)
TEMP 7 = 540.790 (8112.)
TEMP 8 = 540.280 (8061.)
TEMP 9 = 540.830 (8116.)
TEMP 10 = 541.050 (8138.)
TEMP 11 = 540.950 (8128.)
TEMP 12 = 541.370 (8170.)
TEMP 13 = 540.530 (8086.)
TEMP 14 = 541.070 (8140.)
TEMP 15 = 540.510 (8084.)
TEMP 16 = 540.880 (8121.)
TEMP 17 = 541.800 (8213.)
TEMP 18 = 541.960 (8229.)

PRES 1 = 71.954 (72505.)

VPRS 1 = 0.352 (6908.)
VPRS 2 = 0.364 (7009.)
VPRS 3 = 0.357 (6954.)
VPRS 4 = 0.362 (6991.)

SUMMARY OF CORRECTED DATA

TIME = 1200
DATE = 1203

TEMPERATURE (DEGREES R.) = 540.941
CORRECTED PRESSURE (PSIA) = 71.5960
VAPOR PRESSURE (PSIA) = 0.3585

SUMMARY OF MEASURED DATA AT 1215 1203

TEMP 1 = 540.380 (8071.)
TEMP 2 = 541.040 (8137.)
TEMP 3 = 540.940 (8127.)
TEMP 4 = 540.730 (8106.)
TEMP 5 = 540.980 (8131.)
TEMP 6 = 541.180 (8151.)
TEMP 7 = 540.780 (8111.)
TEMP 8 = 540.330 (8066.)
TEMP 9 = 540.850 (8118.)
TEMP 10 = 541.040 (8137.)
TEMP 11 = 540.970 (8130.)
TEMP 12 = 541.380 (8171.)
TEMP 13 = 540.510 (8084.)
TEMP 14 = 541.080 (8141.)
TEMP 15 = 540.510 (8084.)
TEMP 16 = 540.910 (8124.)
TEMP 17 = 541.770 (8210.)
TEMP 18 = 541.970 (8230.)

FRES 1 = 71.954 (72505.)

VPRS 1 = 0.352 (6910.)
VPRS 2 = 0.364 (7010.)
VPRS 3 = 0.358 (6958.)
VPRS 4 = 0.362 (6990.)

SUMMARY OF CORRECTED DATA

TIME = 1215
DATE = 1203

TEMPERATURE (DEGREES R.) = 540.950
CORRECTED PRESSURE (PSIA) = 71.5958
VAPOR PRESSURE (PSIA) = 0.3587

SUMMARY OF MEASURED DATA AT 1230 1203

TEMP	1	=	540.400	(8073.)
TEMP	2	=	541.250	(8158.)
TEMP	3	=	540.980	(8131.)
TEMP	4	=	540.740	(8107.)
TEMP	5	=	540.980	(8131.)
TEMP	6	=	541.190	(8152.)
TEMP	7	=	540.810	(8114.)
TEMP	8	=	540.340	(8067.)
TEMP	9	=	540.860	(8119.)
TEMP	10	=	541.050	(8138.)
TEMP	11	=	540.970	(8130.)
TEMP	12	=	541.390	(8172.)
TEMP	13	=	540.550	(8088.)
TEMP	14	=	541.090	(8142.)
TEMP	15	=	540.530	(8086.)
TEMP	16	=	540.910	(8124.)
TEMP	17	=	541.820	(8215.)
TEMP	18	=	541.990	(8232.)
PRES	1	=	71.956	(72507.)
VPRS	1	=	0.351	(6904.)
VPRS	2	=	0.364	(7011.)
VPRS	3	=	0.358	(6958.)
VPRS	4	=	0.362	(6990.)

SUMMARY OF CORRECTED DATA

TIME = 1230
DATE = 1203

TEMPERATURE (DEGREES R.) = 540.984
CORRECTED PRESSURE (PSIA) = 71.5979
VAPOR PRESSURE (PSIA) = 0.3585

SUMMARY OF MEASURED DATA AT 1245 1203

TEMP 1 = 540.410 (8074.)
TEMP 2 = 541.090 (8142.)
TEMP 3 = 540.960 (8129.)
TEMP 4 = 540.760 (8109.)
TEMP 5 = 540.990 (8132.)
TEMP 6 = 541.200 (8153.)
TEMP 7 = 540.820 (8115.)
TEMP 8 = 540.320 (8065.)
TEMP 9 = 540.860 (8119.)
TEMP 10 = 541.060 (8139.)
TEMP 11 = 540.990 (8132.)
TEMP 12 = 541.400 (8173.)
TEMP 13 = 540.550 (8088.)
TEMP 14 = 541.100 (8143.)
TEMP 15 = 540.500 (8083.)
TEMP 16 = 540.940 (8127.)
TEMP 17 = 541.810 (8214.)
TEMP 18 = 542.010 (8234.)

PRES 1 = 71.957 (72508.)

VPRS 1 = 0.350 (6898.)
VPRS 2 = 0.364 (7009.)
VPRS 3 = 0.357 (6953.)
VPRS 4 = 0.362 (6989.)

SUMMARY OF CORRECTED DATA

TIME = 1245
DATE = 1203

TEMPERATURE (DEGREES R.) = 540.975
CORRECTED PRESSURE (PSIA) = 71.5994
VAPOR PRESSURE (PSIA) = 0.3580

SUMMARY OF MEASURED DATA AT 1300 1203

TEMP	1	=	540.420	(8075.)
TEMP	2	=	541.050	(8138.)
TEMP	3	=	540.970	(8130.)
TEMP	4	=	540.750	(8108.)
TEMP	5	=	541.010	(8134.)
TEMP	6	=	541.210	(8154.)
TEMP	7	=	540.820	(8115.)
TEMP	8	=	540.360	(8069.)
TEMP	9	=	540.890	(8122.)
TEMP	10	=	541.090	(8142.)
TEMP	11	=	541.010	(8134.)
TEMP	12	=	541.410	(8174.)
TEMP	13	=	540.560	(8089.)
TEMP	14	=	541.100	(8143.)
TEMP	15	=	540.520	(8085.)
TEMP	16	=	540.940	(8127.)
TEMP	17	=	541.840	(8217.)
TEMP	18	=	542.020	(8235.)
PRES	1	=	71.958	(72509.)
VPRS	1	=	0.351	(6903.)
VPRS	2	=	0.364	(7008.)
VPRS	3	=	0.358	(6957.)
VPRS	4	=	0.362	(6990.)

SUMMARY OF CORRECTED DATA

TIME = 1300
DATE = 1203

TEMPERATURE (DEGREES R.) = 540.983
CORRECTED PRESSURE (PSIA) = 71.6001
VAPOR PRESSURE (PSIA) = 0.3583

SUMMARY OF MEASURED DATA AT 1315 1203

TEMP	1	=	540.420	(8075.)
TEMP	2	=	541.110	(8144.)
TEMP	3	=	541.000	(8133.)
TEMP	4	=	540.770	(8110.)
TEMP	5	=	541.020	(8135.)
TEMP	6	=	541.230	(8156.)
TEMP	7	=	540.840	(8117.)
TEMP	8	=	540.360	(8069.)
TEMP	9	=	540.910	(8124.)
TEMP	10	=	541.110	(8144.)
TEMP	11	=	541.020	(8135.)
TEMP	12	=	541.410	(8174.)
TEMP	13	=	540.530	(8086.)
TEMP	14	=	541.130	(8146.)
TEMP	15	=	540.540	(8087.)
TEMP	16	=	540.940	(8127.)
TEMP	17	=	541.880	(8221.)
TEMP	18	=	542.040	(8237.)
PRES	1	=	71.958	(72509.)
VPRS	1	=	0.350	(6898.)
VPRS	2	=	0.365	(7014.)
VPRS	3	=	0.357	(6951.)
VPRS	4	=	0.362	(6992.)

SUMMARY OF CORRECTED DATA

TIME = 1315
DATE = 1203

TEMPERATURE (DEGREES R.) = 541.002
CORRECTED PRESSURE (PSIA) = 71.6002
VAPOR PRESSURE (PSIA) = 0.3582

SUMMARY OF MEASURED DATA AT 1330 1203

TEMP	1	=	540.450	(8078.)
TEMP	2	=	541.270	(8160.)
TEMP	3	=	541.020	(8135.)
TEMP	4	=	540.800	(8113.)
TEMP	5	=	541.010	(8134.)
TEMP	6	=	541.240	(8157.)
TEMP	7	=	540.850	(8118.)
TEMP	8	=	540.400	(8073.)
TEMP	9	=	540.920	(8125.)
TEMP	10	=	541.130	(8146.)
TEMP	11	=	541.030	(8136.)
TEMP	12	=	541.420	(8175.)
TEMP	13	=	540.560	(8089.)
TEMP	14	=	541.140	(8147.)
TEMP	15	=	540.550	(8088.)
TEMP	16	=	540.960	(8129.)
TEMP	17	=	541.870	(8220.)
TEMP	18	=	542.040	(8237.)
PRES	1	=	71.958	(72509.)
VPRS	1	=	0.352	(6909.)
VPRS	2	=	0.364	(7012.)
VPRS	3	=	0.357	(6951.)
VPRS	4	=	0.361	(6985.)

SUMMARY OF CORRECTED DATA

TIME = 1330
DATE = 1203

TEMPERATURE (DEGREES R.) = 541.029
CORRECTED PRESSURE (PSIA) = 71.6001
VAPOR PRESSURE (PSIA) = 0.3584

SUMMARY OF MEASURED DATA AT 1345 1203

TEMP 1 = 540.470 (8080.)
TEMP 2 = 541.220 (8155.)
TEMP 3 = 541.080 (8141.)
TEMP 4 = 540.800 (8113.)
TEMP 5 = 541.050 (8138.)
TEMP 6 = 541.250 (8158.)
TEMP 7 = 540.880 (8121.)
TEMP 8 = 540.380 (8071.)
TEMP 9 = 540.910 (8124.)
TEMP 10 = 541.120 (8145.)
TEMP 11 = 541.010 (8134.)
TEMP 12 = 541.430 (8176.)
TEMP 13 = 540.610 (8094.)
TEMP 14 = 541.140 (8147.)
TEMP 15 = 540.580 (8091.)
TEMP 16 = 540.960 (8129.)
TEMP 17 = 541.880 (8221.)
TEMP 18 = 542.050 (8238.)

PRES 1 = 71.961 (72512.)

VPRS 1 = 0.351 (6905.)
VPRS 2 = 0.364 (7008.)
VPRS 3 = 0.358 (6956.)
VPRS 4 = 0.361 (6984.)

SUMMARY OF CORRECTED DATA

TIME = 1345
DATE = 1203

TEMPERATURE (DEGREES R.) = 541.037
CORRECTED PRESSURE (PSIA) = 71.6032
VAPOR PRESSURE (PSIA) = 0.3582

SUMMARY OF MEASURED DATA AT 1400 1203

TEMP	1	=	540.470	(8080.)
TEMP	2	=	541.230	(8156.)
TEMP	3	=	541.030	(8136.)
TEMP	4	=	540.800	(8113.)
TEMP	5	=	541.060	(8139.)
TEMP	6	=	541.260	(8159.)
TEMP	7	=	540.900	(8123.)
TEMP	8	=	540.400	(8073.)
TEMP	9	=	540.940	(8127.)
TEMP	10	=	541.160	(8149.)
TEMP	11	=	541.050	(8138.)
TEMP	12	=	541.450	(8178.)
TEMP	13	=	540.610	(8094.)
TEMP	14	=	541.160	(8149.)
TEMP	15	=	540.580	(8091.)
TEMP	16	=	540.990	(8132.)
TEMP	17	=	541.880	(8221.)
TEMP	18	=	542.070	(8240.)
PRES	1	=	71.961	(72512.)
VPRS	1	=	0.350	(6898.)
VPRS	2	=	0.364	(7008.)
VPRS	3	=	0.357	(6955.)
VPRS	4	=	0.361	(6983.)

SUMMARY OF CORRECTED DATA

TIME = 1400
DATE = 1203

TEMPERATURE (DEGREES R.) = 541.046
CORRECTED PRESSURE (PSIA) = 71.6034
VAPOR PRESSURE (PSIA) = 0.3579

SUMMARY OF MEASURED DATA AT 1415 1203

TEMP	1	=	540.480	(8081.)
TEMP	2	=	541.160	(8149.)
TEMP	3	=	541.040	(8137.)
TEMP	4	=	540.830	(8116.)
TEMP	5	=	541.050	(8138.)
TEMP	6	=	541.270	(8160.)
TEMP	7	=	540.880	(8121.)
TEMP	8	=	540.410	(8074.)
TEMP	9	=	540.950	(8128.)
TEMP	10	=	541.140	(8147.)
TEMP	11	=	541.050	(8138.)
TEMP	12	=	541.460	(8179.)
TEMP	13	=	540.600	(8093.)
TEMP	14	=	541.170	(8150.)
TEMP	15	=	540.590	(8092.)
TEMP	16	=	541.000	(8133.)
TEMP	17	=	541.920	(8225.)
TEMP	18	=	542.080	(8241.)
PRES	1	=	71.963	(72514.)
VPRS	1	=	0.352	(6908.)
VPRS	2	=	0.364	(7006.)
VPRS	3	=	0.357	(6954.)
VPRS	4	=	0.362	(6989.)

SUMMARY OF CORRECTED DATA

TIME = 1415

DATE = 1203

TEMPERATURE (DEGREES R.) = 541.048

CORRECTED PRESSURE (PSIA) = 71.6051

VAPOR PRESSURE (PSIA) = 0.3583

SUMMARY OF MEASURED DATA AT 1430 1203

TEMP 1 = 540.510 (8084.)
TEMP 2 = 541.490 (8182.)
TEMP 3 = 541.070 (8140.)
TEMP 4 = 540.850 (8118.)
TEMP 5 = 541.060 (8139.)
TEMP 6 = 541.290 (8162.)
TEMP 7 = 540.910 (8124.)
TEMP 8 = 540.450 (8078.)
TEMP 9 = 540.950 (8128.)
TEMP 10 = 541.140 (8147.)
TEMP 11 = 541.060 (8139.)
TEMP 12 = 541.460 (8179.)
TEMP 13 = 540.640 (8097.)
TEMP 14 = 541.190 (8152.)
TEMP 15 = 540.590 (8092.)
TEMP 16 = 541.020 (8135.)
TEMP 17 = 541.930 (8226.)
TEMP 18 = 542.080 (8241.)

PRES 1 = 71.965 (72516.)

VPRS 1 = 0.351 (6899.)
VPRS 2 = 0.363 (7002.)
VPRS 3 = 0.357 (6949.)
VPRS 4 = 0.362 (6990.)

SUMMARY OF CORRECTED DATA

TIME = 1430
DATE = 1203

TEMPERATURE (DEGREES R.) = 541.091
CORRECTED PRESSURE (PSIA) = 71.6076
VAPOR PRESSURE (PSIA) = 0.3577

SUMMARY OF MEASURED DATA AT 1445 1203

TEMP	1 =	540.530	(8086.)
TEMP	2 =	541.150	(8148.)
TEMP	3 =	541.050	(8138.)
TEMP	4 =	540.840	(8117.)
TEMP	5 =	541.080	(8141.)
TEMP	6 =	541.300	(8163.)
TEMP	7 =	540.900	(8123.)
TEMP	8 =	540.440	(8077.)
TEMP	9 =	540.960	(8129.)
TEMP	10 =	541.170	(8150.)
TEMP	11 =	541.060	(8139.)
TEMP	12 =	541.470	(8180.)
TEMP	13 =	540.640	(8097.)
TEMP	14 =	541.190	(8152.)
TEMP	15 =	540.620	(8095.)
TEMP	16 =	541.020	(8135.)
TEMP	17 =	541.930	(8226.)
TEMP	18 =	542.080	(8241.)

PRES 1 = 71.965 (72516.)

VPRS	1 =	0.353	(6916.)
VPRS	2 =	0.364	(7005.)
VPRS	3 =	0.357	(6954.)
VPRS	4 =	0.362	(6990.)

SUMMARY OF CORRECTED DATA

TIME = 1445

DATE = 1203

TEMPERATURE (DEGREES R.) = 541.066

CORRECTED PRESSURE (PSIA) = 71.6068

VAPOR PRESSURE (PSIA) = 0.3586

SUMMARY OF MEASURED DATA AT 1500 1203

TEMP 1 = 540.510 (8084.)
TEMP 2 = 541.200 (8153.)
TEMP 3 = 541.060 (8139.)
TEMP 4 = 540.860 (8119.)
TEMP 5 = 541.090 (8142.)
TEMP 6 = 541.310 (8164.)
TEMP 7 = 540.920 (8125.)
TEMP 8 = 540.490 (8082.)
TEMP 9 = 540.970 (8130.)
TEMP 10 = 541.160 (8149.)
TEMP 11 = 541.070 (8140.)
TEMP 12 = 541.480 (8181.)
TEMP 13 = 540.650 (8098.)
TEMP 14 = 541.210 (8154.)
TEMP 15 = 540.650 (8098.)
TEMP 16 = 541.040 (8137.)
TEMP 17 = 541.940 (8227.)
TEMP 18 = 542.090 (8242.)

PRES 1 = 71.965 (72516.)

VPRS 1 = 0.351 (6904.)
VPRS 2 = 0.364 (7010.)
VPRS 3 = 0.357 (6954.)
VPRS 4 = 0.362 (6990.)

SUMMARY OF CORRECTED DATA

TIME = 1500

DATE = 1203

TEMPERATURE (DEGREES R.) = 541.081

CORRECTED PRESSURE (PSIA) = 71.6070

VAPOR PRESSURE (PSIA) = 0.3583

SUMMARY OF MEASURED DATA AT 1515 1203

TEMP	1 =	540.540	(8087.)
TEMP	2 =	541.130	(8146.)
TEMP	3 =	541.050	(8138.)
TEMP	4 =	540.860	(8119.)
TEMP	5 =	541.100	(8143.)
TEMP	6 =	541.290	(8162.)
TEMP	7 =	540.940	(8127.)
TEMP	8 =	540.450	(8078.)
TEMP	9 =	540.990	(8132.)
TEMP	10 =	541.170	(8150.)
TEMP	11 =	541.100	(8143.)
TEMP	12 =	541.510	(8184.)
TEMP	13 =	540.660	(8099.)
TEMP	14 =	541.200	(8153.)
TEMP	15 =	540.640	(8097.)
TEMP	16 =	541.050	(8138.)
TEMP	17 =	541.950	(8228.)
TEMP	18 =	542.110	(8244.)
PRES	1 =	71.966	(72517.)
VPRS	1 =	0.351	(6902.)
VPRS	2 =	0.362	(6991.)
VPRS	3 =	0.357	(6951.)
VPRS	4 =	0.361	(6987.)

SUMMARY OF CORRECTED DATA

TIME = 1515
DATE = 1203

TEMPERATURE (DEGREES R.) = 541.082
CORRECTED PRESSURE (PSIA) = 71.6089
VAPOR PRESSURE (PSIA) = 0.3575

SUMMARY OF MEASURED DATA AT 1530 1203

TEMP 1 = 540.550 (8088.)
TEMP 2 = 541.620 (8195.)
TEMP 3 = 541.080 (8141.)
TEMP 4 = 540.870 (8120.)
TEMP 5 = 541.110 (8144.)
TEMP 6 = 541.320 (8165.)
TEMP 7 = 540.950 (8126.)
TEMP 8 = 540.450 (8078.)
TEMP 9 = 540.990 (8132.)
TEMP 10 = 541.200 (8153.)
TEMP 11 = 541.100 (8143.)
TEMP 12 = 541.510 (8184.)
TEMP 13 = 540.690 (8102.)
TEMP 14 = 541.230 (8156.)
TEMP 15 = 540.650 (8098.)
TEMP 16 = 541.060 (8139.)
TEMP 17 = 541.950 (8228.)
TEMP 18 = 542.120 (8245.)

PRES 1 = 71.967 (72518.)

VPRS 1 = 0.352 (6907.)
VPRS 2 = 0.363 (7002.)
VPRS 3 = 0.357 (6952.)
VPRS 4 = 0.361 (6985.)

SUMMARY OF CORRECTED DATA

TIME = 1530
DATE = 1203

TEMPERATURE (DEGREES R.) = 541.134
CORRECTED PRESSURE (PSIA) = 71.6094
VAPOR PRESSURE (PSIA) = 0.3580

SUMMARY OF MEASURED DATA AT 1545 1203

TEMP	1	=	540.560	(8089.)
TEMP	2	=	541.250	(8158.)
TEMP	3	=	541.140	(8147.)
TEMP	4	=	540.900	(8123.)
TEMP	5	=	541.140	(8147.)
TEMP	6	=	541.340	(8167.)
TEMP	7	=	540.970	(8130.)
TEMP	8	=	540.480	(8081.)
TEMP	9	=	541.000	(8133.)
TEMP	10	=	541.210	(8154.)
TEMP	11	=	541.100	(8143.)
TEMP	12	=	541.520	(8185.)
TEMP	13	=	540.690	(8102.)
TEMP	14	=	541.240	(8157.)
TEMP	15	=	540.650	(8098.)
TEMP	16	=	541.070	(8140.)
TEMP	17	=	541.940	(8227.)
TEMP	18	=	542.130	(8246.)
PRES	1	=	71.968	(72519.)
VPRS	1	=	0.352	(6907.)
VPRS	2	=	0.362	(6994.)
VPRS	3	=	0.357	(6952.)
VPRS	4	=	0.361	(6983.)

SUMMARY OF CORRECTED DATA

TIME = 1545
DATE = 1203

TEMPERATURE (DEGREES R.) = 541.119
CORRECTED PRESSURE (PSIA) = 71.6107
VAPOR PRESSURE (PSIA) = 0.3577

SUMMARY OF MEASURED DATA AT 1600 1203

TEMP 1 = 540.550 (8088.)
TEMP 2 = 541.240 (8157.)
TEMP 3 = 541.100 (8143.)
TEMP 4 = 540.900 (8123.)
TEMP 5 = 541.130 (8146.)
TEMP 6 = 541.320 (8165.)
TEMP 7 = 540.960 (8129.)
TEMP 8 = 540.450 (8078.)
TEMP 9 = 541.000 (8133.)
TEMP 10 = 541.210 (8154.)
TEMP 11 = 541.120 (8145.)
TEMP 12 = 541.520 (8185.)
TEMP 13 = 540.700 (8103.)
TEMP 14 = 541.260 (8159.)
TEMP 15 = 540.660 (8099.)
TEMP 16 = 541.070 (8140.)
TEMP 17 = 541.960 (8229.)
TEMP 18 = 542.140 (8247.)

PRES 1 = 71.969 (72520.)

VPRS 1 = 0.351 (6899.)
VPRS 2 = 0.362 (6991.)
VPRS 3 = 0.356 (6942.)
VPRS 4 = 0.360 (6979.)

SUMMARY OF CORRECTED DATA

TIME = 1600

DATE = 1203

TEMPERATURE (DEGREES R.) = 541.115

CORRECTED PRESSURE (PSIA) = 71.6124

VAPOR PRESSURE (PSIA) = 0.3569

APPENDIX L
VERIFICATION FLOW TEST SUMMARY DATA

SONGS 2 VERIFICATION

ALMAX = 0.100

WRATET = 0.168

VOL = 2300000.00

WRATEM = 0.158

TIME	DATE	TEMP	PRESSURE	VPRS
1800	1203	541.18467	71.614213	0.35806477
1815	1203	541.20001	71.614409	0.35786772
1830	1203	541.21046	71.614407	0.35787077
1845	1203	541.23586	71.614516	0.35776144
1900	1203	541.23429	71.615163	0.35711459
1915	1203	541.22945	71.614753	0.35752441
1930	1203	541.26382	71.614942	0.35733591
1945	1203	541.25238	71.614586	0.35769216
2000	1203	541.28348	71.615905	0.35637316
2015	1203	541.27879	71.615105	0.35717298
2030	1203	541.29044	71.615272	0.35700623
2045	1203	541.29435	71.614584	0.35769415
2100	1203	541.31702	71.615261	0.35701695
2115	1203	541.32114	71.615283	0.35699450
2130	1203	541.33023	71.614881	0.35739744
2145	1203	541.34415	71.615116	0.35716131
2200	1203	541.35010	71.614823	0.35745401
2215	1203	541.36219	71.614581	0.35769683
2230	1203	541.35995	71.615190	0.35708826
2245	1203	541.36791	71.612952	0.35932536
2300	1203	541.39333	71.614767	0.35751103
2315	1203	541.40484	71.615131	0.35714579
2330	1203	541.39226	71.614853	0.35742486
2345	1203	541.42375	71.615298	0.35697892
2400	1203	541.44190	71.615123	0.35715462
0	0	0.0	0.0	0.0

APPENDIX M
VERIFICATION FLOW TEST REND REPORT

SONGS 2 VERIFICATION

TREND REPORT
LEAKAGE RATES (WEIGHT PERCENT/DAY)
ELAPSED TIME: 6.00 HOURS

NO. DATA POINTS	ELAPSED TIME	TOTAL-TIME ANALYSIS MEAN	MASS-POINT ANALYSIS CALCULATED	MASS-POINT ANALYSIS CALCULATED
10	2.25	0.203	0.164	0.168
11	2.50	0.200	0.161	0.166
12	2.75	0.198	0.158	0.165
13	3.00	0.196	0.160	0.169
14	3.25	0.195	0.160	0.168
15	3.50	0.194	0.160	0.169
16	3.75	0.193	0.161	0.171
17	4.00	0.192	0.161	0.172
18	4.25	0.191	0.163	0.173
19	4.50	0.190	0.160	0.170
20	4.75	0.189	0.161	0.171
21	5.00	0.189	0.163	0.173
22	5.25	0.189	0.163	0.174
23	5.50	0.187	0.161	0.171
24	5.75	0.187	0.162	0.171
25	6.00	0.187	0.164	0.174

APPENDIX N
VERIFICATION FLOW TEST MASS-POINT ANALYSIS

SONGS 2 VERIFICATION

LEAKAGE RATE (WEIGHT PERCENT/DAY)
 MASS-POINT ANALYSIS

TIME AND DATE AT START OF TEST: 1800 1203
 ELAPSED TIME: 6.00 HOURS

TIME	TEMP (R)	PRESSURE (PSIA)	CTMT. AIR MASS (LBM)	MASS LOSS (LBM)	TOT. AVG. MASS LOSS (LBM/HR)
1800	541.185	71.6142	821504		
1815	541.200	71.6144	821483	21.0	84.2
1830	541.210	71.6144	821467	15.9	73.8
1845	541.236	71.6145	821430	37.3	99.0
1900	541.234	71.6152	821440	-9.8	64.4
1915	541.229	71.6148	821442	-2.6	49.4
1930	541.264	71.6149	821392	50.0	74.5
1945	541.252	71.6146	821405	-13.3	56.3
2000	541.283	71.6159	821373	32.1	65.3
2015	541.279	71.6151	821371	2.1	58.9
2030	541.290	71.6153	821356	15.8	59.4
2045	541.294	71.6146	821342	13.8	59.0
2100	541.317	71.6153	821315	26.6	62.9
2115	541.321	71.6153	821309	6.0	59.9
2130	541.330	71.6149	821291	18.4	60.9
2145	541.344	71.6151	821272	18.4	61.8
2200	541.350	71.6148	821260	12.4	61.0
2215	541.362	71.6146	821239	21.1	62.4
2230	541.360	71.6152	821249	-10.4	56.6
2245	541.368	71.6130	821211	37.7	61.6
2300	541.393	71.6148	821194	17.7	62.1
2315	541.405	71.6151	821180	13.3	61.6
2330	541.392	71.6149	821196	-15.9	55.9
2345	541.424	71.6153	821154	42.7	60.9
2400	541.442	71.6151	821124	29.5	63.3

FREE AIR VOLUME USED (MILLIONS OF CU. FT.) = 2.300

REGRESSION LINE

INTERCEPT (LBM) = 821498
 SLOPE (LBM/HR) = -59.4

VERIFICATION TEST LEAKAGE RATE UPPER LIMIT = 0.183
 VERIFICATION TEST LEAKAGE RATE LOWER LIMIT = 0.133
 THE CALCULATED LEAKAGE RATE = 0.174

APPENDIX O
VERIFICATION FLOW TEST TOTAL-TIME ANALYSIS

SONGS 2 VERIFICATION

LEAKAGE RATE (WEIGHT PERCENT/DAY)
TOTAL-TIME ANALYSIS

TIME AND DATE AT START OF TEST: 1800 1203
ELAPSED TIME: 6.00 HOURS

TIME	TEMP. (C)	PRESSURE (PSIA)	MEASURED LEAKAGE RATE
1800	541.185	71.6142	
1815	541.200	71.6144	0.246
1830	541.210	71.6144	0.216
1845	541.236	71.6145	0.289
1900	541.234	71.6152	0.188
1915	541.229	71.6148	0.144
1930	541.264	71.6149	0.218
1945	541.252	71.6146	0.164
2000	541.283	71.6159	0.191
2015	541.279	71.6151	0.172
2030	541.290	71.6153	0.173
2045	541.294	71.6146	0.172
2100	541.317	71.6153	0.184
2115	541.321	71.6153	0.175
2130	541.330	71.6149	0.178
2145	541.344	71.6151	0.180
2200	541.350	71.6148	0.178
2215	541.362	71.6146	0.182
2230	541.360	71.6152	0.165
2245	541.368	71.6130	0.180
2300	541.393	71.6148	0.181
2315	541.405	71.6151	0.180
2330	541.392	71.6149	0.163
2345	541.424	71.6153	0.178
2400	541.442	71.6151	0.185

MEAN OF MEASURED LEAKAGE RATES = 0.187

VERIFICATION TEST LEAKAGE RATE UPPER LIMIT = 0.193

VERIFICATION TEST LEAKAGE RATE LOWER LIMIT = 0.143

THE CALCULATED LEAKAGE RATE = 0.164

APPENDIX P
VERIFICATION FLOW TEST SUMMARY OF MEASURED DATA

SUMMARY OF MEASURED DATA AT 1800 1203

TEMP	1	=	540.600	(8093.)
TEMP	2	=	541.300	(8163.)
TEMP	3	=	541.160	(8149.)
TEMP	4	=	540.960	(8129.)
TEMP	5	=	541.190	(8152.)
TEMP	6	=	541.400	(8173.)
TEMP	7	=	541.050	(8138.)
TEMP	8	=	540.560	(8089.)
TEMP	9	=	541.090	(8142.)
TEMP	10	=	541.290	(8162.)
TEMP	11	=	541.180	(8151.)
TEMP	12	=	541.590	(8192.)
TEMP	13	=	540.780	(8111.)
TEMP	14	=	541.300	(8163.)
TEMP	15	=	540.750	(8108.)
TEMP	16	=	541.160	(8149.)
TEMP	17	=	542.020	(8235.)
TEMP	18	=	542.200	(8253.)

PRES 1 = 71.972 (72523.)

VPRS	1	=	0.352	(6914.)
VPRS	2	=	0.364	(7005.)
VPRS	3	=	0.357	(6952.)
VPRS	4	=	0.360	(6974.)

SUMMARY OF CORRECTED DATA

TIME = 1800

DATE = 1203

TEMPERATURE (DEGREES R.) = 541.185

CORRECTED PRESSURE (PSIA) = 71.6142

VAPOR PRESSURE (PSIA) = 0.3581

SUMMARY OF MEASURED DATA AT 1815 1203

TEMP 1 = 540.620 (8095.)
TEMP 2 = 541.330 (8166.)
TEMP 3 = 541.170 (8150.)
TEMP 4 = 540.980 (8131.)
TEMP 5 = 541.210 (8154.)
TEMP 6 = 541.420 (8175.)
TEMP 7 = 541.050 (8138.)
TEMP 8 = 540.570 (8090.)
TEMP 9 = 541.080 (8141.)
TEMP 10 = 541.280 (8161.)
TEMP 11 = 541.200 (8153.)
TEMP 12 = 541.620 (8195.)
TEMP 13 = 540.810 (8114.)
TEMP 14 = 541.330 (8166.)
TEMP 15 = 540.760 (8109.)
TEMP 16 = 541.170 (8150.)
TEMP 17 = 542.050 (8238.)
TEMP 18 = 542.200 (8253.)

PRES 1 = 71.972 (72523.)

VPRS 1 = 0.351 (6903.)
VPRS 2 = 0.363 (7004.)
VPRS 3 = 0.357 (6952.)
VPRS 4 = 0.361 (6983.)

SUMMARY OF CORRECTED DATA

TIME = 1815
DATE = 1203

TEMPERATURE (DEGREES R.) = 541.200
CORRECTED PRESSURE (PSIA) = 71.6144
VAPOR PRESSURE (PSIA) = 0.3579

SUMMARY OF MEASURED DATA AT 1830 1203

TEMP	1	=	540.650	(8098.)
TEMP	2	=	541.340	(8167.)
TEMP	3	=	541.210	(8154.)
TEMP	4	=	540.980	(8131.)
TEMP	5	=	541.210	(8154.)
TEMP	6	=	541.430	(8176.)
TEMP	7	=	541.060	(8139.)
TEMP	8	=	540.600	(8093.)
TEMP	9	=	541.100	(8143.)
TEMP	10	=	541.300	(8163.)
TEMP	11	=	541.210	(8154.)
TEMP	12	=	541.620	(8195.)
TEMP	13	=	540.800	(8113.)
TEMP	14	=	541.330	(8166.)
TEMP	15	=	540.770	(8110.)
TEMP	16	=	541.160	(8149.)
TEMP	17	=	542.040	(8237.)
TEMP	18	=	542.200	(8253.)

PRES 1 = 71.972 (72523.)

VPRS	1	=	0.351	(6904.)
VPRS	2	=	0.364	(7006.)
VPRS	3	=	0.356	(6947.)
VPRS	4	=	0.361	(6986.)

SUMMARY OF CORRECTED DATA

TIME = 1830

DATE = 1203

TEMPERATURE (DEGREES R.) = 541.210

CORRECTED PRESSURE (PSIA) = 71.6144

VAPOR PRESSURE (PSIA) = 0.3579

SUMMARY OF MEASURED DATA AT 1845 1203

TEMP	1	=	540.650	(8098.)
TEMP	2	=	541.460	(8179.)
TEMP	3	=	541.270	(8160.)
TEMP	4	=	541.010	(8134.)
TEMP	5	=	541.210	(8154.)
TEMP	6	=	541.440	(8177.)
TEMP	7	=	541.030	(8141.)
TEMP	8	=	540.580	(8091.)
TEMP	9	=	541.110	(8144.)
TEMP	10	=	541.350	(8168.)
TEMP	11	=	541.220	(8155.)
TEMP	12	=	541.620	(8195.)
TEMP	13	=	540.820	(8115.)
TEMP	14	=	541.340	(8167.)
TEMP	15	=	540.770	(8110.)
TEMP	16	=	541.180	(8151.)
TEMP	17	=	542.060	(8239.)
TEMP	18	=	542.220	(8255.)
PRES	1	=	71.972	(72523.)
VPRS	1	=	0.350	(6898.)
VPRS	2	=	0.364	(7005.)
VPRS	3	=	0.357	(6950.)
VPRS	4	=	0.361	(6987.)

SUMMARY OF CORRECTED DATA

TIME = 1845

DATE = 1203

TEMPERATURE (DEGREES R.) = 541.236

CORRECTED PRESSURE (PSIA) = 71.6145

VAPOR PRESSURE (PSIA) = 0.3578

SUMMARY OF MEASURED DATA AT 1900 1203

TEMP 1 = 540.670 (8100.)
TEMP 2 = 541.350 (8168.)
TEMP 3 = 541.290 (8162.)
TEMP 4 = 541.010 (8134.)
TEMP 5 = 541.230 (8156.)
TEMP 6 = 541.450 (8178.)
TEMP 7 = 541.090 (8142.)
TEMP 8 = 540.550 (8088.)
TEMP 9 = 541.120 (8145.)
TEMP 10 = 541.330 (8166.)
TEMP 11 = 541.220 (8155.)
TEMP 12 = 541.640 (8197.)
TEMP 13 = 540.810 (8114.)
TEMP 14 = 541.350 (8168.)
TEMP 15 = 540.770 (8110.)
TEMP 16 = 541.190 (8152.)
TEMP 17 = 542.090 (8242.)
TEMP 18 = 542.240 (8257.)

PRES 1 = 71.972 (72523.)

VPRS 1 = 0.349 (6888.)
VPRS 2 = 0.363 (7004.)
VPRS 3 = 0.357 (6948.)
VPRS 4 = 0.360 (6977.)

SUMMARY OF CORRECTED DATA

TIME = 1900
DATE = 1203

TEMPERATURE (DEGREES R.) = 541.234
CORRECTED PRESSURE (PSIA) = 71.6152
VAPOR PRESSURE (PSIA) = 0.3571

SUMMARY OF MEASURED DATA AT 1915 1203

TEMP	1	=	540.670	(8100.)
TEMP	2	=	541.330	(8166.)
TEMP	3	=	541.200	(8153.)
TEMP	4	=	541.010	(8134.)
TEMP	5	=	541.240	(8157.)
TEMP	6	=	541.460	(8179.)
TEMP	7	=	541.090	(8142.)
TEMP	8	=	540.570	(8090.)
TEMP	9	=	541.120	(8145.)
TEMP	10	=	541.330	(8166.)
TEMP	11	=	541.250	(8158.)
TEMP	12	=	541.630	(8196.)
TEMP	13	=	540.820	(8115.)
TEMP	14	=	541.360	(8169.)
TEMP	15	=	540.770	(8110.)
TEMP	16	=	541.190	(8152.)
TEMP	17	=	542.090	(8242.)
TEMP	18	=	542.250	(8258.)
PRES	1	=	71.972	(72523.)
VPRS	1	=	0.350	(6893.)
VPRS	2	=	0.364	(7006.)
VPRS	3	=	0.356	(6946.)
VPRS	4	=	0.361	(6988.)

SUMMARY OF CORRECTED DATA

TIME = 1915
DATE = 1203

TEMPERATURE (DEGREES R.) = 541.229
CORRECTED PRESSURE (PSIA) = 71.6148
VAPOR PRESSURE (PSIA) = 0.3575

SUMMARY OF MEASURED DATA AT 1930 1203

TEMP 1 = 540.680 (8101.)
TEMP 2 = 541.570 (8190.)
TEMP 3 = 541.230 (8156.)
TEMP 4 = 541.030 (8136.)
TEMP 5 = 541.230 (8156.)
TEMP 6 = 541.470 (8180.)
TEMP 7 = 541.100 (8143.)
TEMP 8 = 540.620 (8095.)
TEMP 9 = 541.140 (8147.)
TEMP 10 = 541.340 (8167.)
TEMP 11 = 541.260 (8159.)
TEMP 12 = 541.640 (8197.)
TEMP 13 = 540.820 (8115.)
TEMP 14 = 541.380 (8171.)
TEMP 15 = 540.810 (8114.)
TEMP 16 = 541.180 (8151.)
TEMP 17 = 542.110 (8244.)
TEMP 18 = 542.270 (8260.)

PRES 1 = 71.972 (72523.)

VPRS 1 = 0.350 (6896.)
VPRS 2 = 0.363 (6997.)
VPRS 3 = 0.357 (6952.)
VPRS 4 = 0.360 (6980.)

SUMMARY OF CORRECTED DATA

TIME = 1930
DATE = 1203

TEMPERATURE (DEGREES R.) = 541.264
CORRECTED PRESSURE (PSIA) = 71.6149
VAPOR PRESSURE (PSIA) = 0.3573

SUMMARY OF MEASURED DATA AT 1945 1203

TEMP	1	=	540.680	(8101.)
TEMP	2	=	541.290	(8162.)
TEMP	3	=	541.290	(8162.)
TEMP	4	=	541.040	(8137.)
TEMP	5	=	541.250	(8158.)
TEMP	6	=	541.470	(8180.)
TEMP	7	=	541.110	(8144.)
TEMP	8	=	540.610	(8094.)
TEMP	9	=	541.150	(8148.)
TEMP	10	=	541.350	(8168.)
TEMP	11	=	541.250	(8158.)
TEMP	12	=	541.660	(8199.)
TEMP	13	=	540.840	(8117.)
TEMP	14	=	541.380	(8171.)
TEMP	15	=	540.810	(8114.)
TEMP	16	=	541.220	(8155.)
TEMP	17	=	542.110	(8244.)
TEMP	18	=	542.280	(8261.)
PRES	1	=	71.972	(72523.)
VPRS	1	=	0.351	(6899.)
VPRS	2	=	0.363	(7004.)
VPRS	3	=	0.357	(6950.)
VPRS	4	=	0.361	(6984.)

SUMMARY OF CORRECTED DATA

TIME = 1945
DATE = 1203

TEMPERATURE (DEGREES R.) = 541.252
CORRECTED PRESSURE (PSIA) = 71.6146
VAPOR PRESSURE (PSIA) = 0.3577

SUMMARY OF MEASURED DATA AT 2000 1203

TEMP	1	=	540.700	(8103.)
TEMP	2	=	541.550	(8188.)
TEMP	3	=	541.260	(8159.)
TEMP	4	=	541.040	(8137.)
TEMP	5	=	541.270	(8160.)
TEMP	6	=	541.480	(8181.)
TEMP	7	=	541.120	(8145.)
TEMP	8	=	540.640	(8097.)
TEMP	9	=	541.170	(8150.)
TEMP	10	=	541.400	(8173.)
TEMP	11	=	541.270	(8160.)
TEMP	12	=	541.660	(8199.)
TEMP	13	=	540.860	(8119.)
TEMP	14	=	541.410	(8174.)
TEMP	15	=	540.840	(8117.)
TEMP	16	=	541.220	(8155.)
TEMP	17	=	542.100	(8243.)
TEMP	18	=	542.280	(8261.)
PRES	1	=	71.972	(72523.)
VPRS	1	=	0.349	(6886.)
VPRS	2	=	0.361	(6984.)
VPRS	3	=	0.356	(6945.)
VPRS	4	=	0.361	(6981.)

SUMMARY OF CORRECTED DATA

TIME = 2000
DATE = 1203

TEMPERATURE (DEGREES R.) = 541.283
CORRECTED PRESSURE (PSIA) = 71.6159
VAPOR PRESSURE (PSIA) = 0.3564

SUMMARY OF MEASURED DATA AT 2015 1203

TEMP	1	=	540.710	(8104.)
TEMP	2	=	541.360	(8169.)
TEMP	3	=	541.310	(8164.)
TEMP	4	=	541.040	(8137.)
TEMP	5	=	541.280	(8161.)
TEMP	6	=	541.500	(8183.)
TEMP	7	=	541.120	(8145.)
TEMP	8	=	540.630	(8096.)
TEMP	9	=	541.170	(8150.)
TEMP	10	=	541.370	(8170.)
TEMP	11	=	541.290	(8162.)
TEMP	12	=	541.660	(8199.)
TEMP	13	=	540.850	(8118.)
TEMP	14	=	541.410	(8174.)
TEMP	15	=	540.860	(8119.)
TEMP	16	=	541.230	(8156.)
TEMP	17	=	542.150	(8248.)
TEMP	18	=	542.310	(8264.)
PRES	1	=	71.972	(72523.)
VPRS	1	=	0.350	(6893.)
VPRS	2	=	0.363	(6998.)
VPRS	3	=	0.357	(6949.)
VPRS	4	=	0.360	(6980.)

SUMMARY OF CORRECTED DATA

TIME = 2015
DATE = 1203

TEMPERATURE (DEGREES R.) = 541.279
CORRECTED PRESSURE (PSIA) = 71.6151
VAPOR PRESSURE (PSIA) = 0.3572

SUMMARY OF MEASURED DATA AT 2030 1203

TEMP 1 = 540.710 (8104.)
TEMP 2 = 541.400 (8173.)
TEMP 3 = 541.300 (8163.)
TEMP 4 = 541.070 (8140.)
TEMP 5 = 541.280 (8161.)
TEMP 6 = 541.500 (8183.)
TEMP 7 = 541.140 (8147.)
TEMP 8 = 540.660 (8099.)
TEMP 9 = 541.190 (8152.)
TEMP 10 = 541.400 (8173.)
TEMP 11 = 541.290 (8162.)
TEMP 12 = 541.670 (8200.)
TEMP 13 = 540.910 (8124.)
TEMP 14 = 541.430 (8176.)
TEMP 15 = 540.840 (8117.)
TEMP 16 = 541.240 (8157.)
TEMP 17 = 542.120 (8245.)
TEMP 18 = 542.320 (8265.)

PRES 1 = 71.972 (72523.)

VPRS 1 = 0.350 (6893.)
VPRS 2 = 0.363 (6997.)
VPRS 3 = 0.356 (6947.)
VPRS 4 = 0.360 (6977.)

SUMMARY OF CORRECTED DATA

TIME = 2030
DATE = 1203

TEMPERATURE (DEGREES R.) = 541.290
CORRECTED PRESSURE (PSIA) = 71.6153
VAPOR PRESSURE (PSIA) = 0.3570

SUMMARY OF MEASURED DATA AT 2045 1203

TEMP 1 = 540.720 (8105.)
TEMP 2 = 541.480 (8181.)
TEMP 3 = 541.250 (8158.)
TEMP 4 = 541.060 (8139.)
TEMP 5 = 541.280 (8161.)
TEMP 6 = 541.500 (8183.)
TEMP 7 = 541.150 (8148.)
TEMP 8 = 540.650 (8098.)
TEMP 9 = 541.180 (8151.)
TEMP 10 = 541.380 (8171.)
TEMP 11 = 541.300 (8163.)
TEMP 12 = 541.700 (8203.)
TEMP 13 = 540.880 (8121.)
TEMP 14 = 541.430 (8176.)
TEMP 15 = 540.860 (8119.)
TEMP 16 = 541.240 (8157.)
TEMP 17 = 542.140 (8247.)
TEMP 18 = 542.320 (8265.)

PRES 1 = 71.972 (72523.)

VPRS 1 = 0.350 (6898.)
VPRS 2 = 0.364 (7005.)
VPRS 3 = 0.357 (6950.)
VPRS 4 = 0.361 (6984.)

SUMMARY OF CORRECTED DATA

TIME = 2045
DATE = 1203

TEMPERATURE (DEGREES R.) = 541.294
CORRECTED PRESSURE (PSIA) = 71.6146
VAPOR PRESSURE (PSIA) = 0.3577

SUMMARY OF MEASURED DATA AT 2100 1203

TEMP	1	=	540.740	(8107.)
TEMP	2	=	541.480	(8181.)
TEMP	3	=	541.320	(8165.)
TEMP	4	=	541.090	(8142.)
TEMP	5	=	541.300	(8163.)
TEMP	6	=	541.520	(8185.)
TEMP	7	=	541.170	(8150.)
TEMP	8	=	540.690	(8102.)
TEMP	9	=	541.200	(8153.)
TEMP	10	=	541.420	(8175.)
TEMP	11	=	541.310	(8164.)
TEMP	12	=	541.700	(8203.)
TEMP	13	=	540.920	(8125.)
TEMP	14	=	541.430	(8176.)
TEMP	15	=	540.870	(8120.)
TEMP	16	=	541.270	(8160.)
TEMP	17	=	542.160	(8249.)
TEMP	18	=	542.320	(8265.)
PRES	1	=	71.972	(72523.)
VPRS	1	=	0.350	(6893.)
VPRS	2	=	0.363	(6998.)
VPRS	3	=	0.356	(6947.)
VPRS	4	=	0.360	(6976.)

SUMMARY OF CORRECTED DATA

TIME = 2100
DATE = 1203

TEMPERATURE (DEGREES R.) = 541.317
CORRECTED PRESSURE (PSIA) = 71.6153
VAPOR PRESSURE (PSIA) = 0.3570

SUMMARY OF MEASURED DATA AT 2115 1203

TEMP	1	=	540.750	(8108.)
TEMP	2	=	541.460	(8179.)
TEMP	3	=	541.340	(8167.)
TEMP	4	=	541.080	(8141.)
TEMP	5	=	541.330	(8166.)
TEMP	6	=	541.540	(8187.)
TEMP	7	=	541.160	(8149.)
TEMP	8	=	540.660	(8099.)
TEMP	9	=	541.210	(8154.)
TEMP	10	=	541.420	(8175.)
TEMP	11	=	541.320	(8165.)
TEMP	12	=	541.700	(8203.)
TEMP	13	=	540.900	(8123.)
TEMP	14	=	541.450	(8178.)
TEMP	15	=	540.890	(8122.)
TEMP	16	=	541.270	(8160.)
TEMP	17	=	542.170	(8250.)
TEMP	18	=	542.340	(8267.)
PRES	1	=	71.972	(72523.)
VPRS	1	=	0.350	(6892.)
VPRS	2	=	0.363	(6999.)
VPRS	3	=	0.357	(6949.)
VPRS	4	=	0.360	(6972.)

SUMMARY OF CORRECTED DATA

TIME = 2115

DATE = 1203

TEMPERATURE (DEGREES R.) = 541.321

CORRECTED PRESSURE (PSIA) = 71.6153

VAPOR PRESSURE (PSIA) = 0.3570

SUMMARY OF MEASURED DATA AT 2130 1203

TEMP 1 = 540.740 (8107.)
TEMP 2 = 541.500 (8183.)
TEMP 3 = 541.360 (8169.)
TEMP 4 = 541.090 (8142.)
TEMP 5 = 541.330 (8166.)
TEMP 6 = 541.530 (8186.)
TEMP 7 = 541.200 (8153.)
TEMP 8 = 540.650 (8098.)
TEMP 9 = 541.200 (8153.)
TEMP 10 = 541.450 (8178.)
TEMP 11 = 541.340 (8167.)
TEMP 12 = 541.700 (8203.)
TEMP 13 = 540.920 (8125.)
TEMP 14 = 541.450 (8178.)
TEMP 15 = 540.880 (8121.)
TEMP 16 = 541.280 (8161.)
TEMP 17 = 542.120 (8251.)
TEMP 18 = 542.340 (8267.)

PRES 1 = 71.972 (72523.)

VPRS 1 = 0.351 (6902.)
VPRS 2 = 0.363 (6998.)
VPRS 3 = 0.357 (6949.)
VPRS 4 = 0.360 (6977.)

SUMMARY OF CORRECTED DATA

TIME = 2130
DATE = 1203

TEMPERATURE (DEGREES R.) = 541.330
CORRECTED PRESSURE (PSIA) = 71.6149
VAPOR PRESSURE (PSIA) = 0.3574

SUMMARY OF MEASURED DATA AT 2145 1203

TEMP	1	=	540.770	(8110.)
TEMP	2	=	541.500	(8183.)
TEMP	3	=	541.340	(8167.)
TEMP	4	=	541.090	(8142.)
TEMP	5	=	541.350	(8168.)
TEMP	6	=	541.550	(8188.)
TEMP	7	=	541.200	(8153.)
TEMP	8	=	540.710	(8104.)
TEMP	9	=	541.240	(8157.)
TEMP	10	=	541.460	(8179.)
TEMP	11	=	541.340	(8167.)
TEMP	12	=	541.730	(8206.)
TEMP	13	=	540.930	(8126.)
TEMP	14	=	541.460	(8179.)
TEMP	15	=	540.900	(8123.)
TEMP	16	=	541.300	(8163.)
TEMP	17	=	542.190	(8252.)
TEMP	18	=	542.360	(8269.)
PRES	1	=	71.972	(72523.)
VPRS	1	=	0.350	(6894.)
VPRS	2	=	0.362	(6994.)
VPRS	3	=	0.357	(6951.)
VPRS	4	=	0.361	(6981.)

SUMMARY OF CORRECTED DATA

TIME = 2145
DATE = 1203

TEMPERATURE (DEGREES R.) = 541.344
CORRECTED PRESSURE (PSIA) = 71.6151
VAPOR PRESSURE (PSIA) = 0.3572

SUMMARY OF MEASURED DATA AT 2200 1203

TEMP 1 = 540.770 (8110.)
TEMP 2 = 541.530 (8186.)
TEMP 3 = 541.330 (8166.)
TEMP 4 = 541.140 (8147.)
TEMP 5 = 541.340 (8167.)
TEMP 6 = 541.560 (8189.)
TEMP 7 = 541.180 (8151.)
TEMP 8 = 540.680 (8101.)
TEMP 9 = 541.230 (8156.)
TEMP 10 = 541.440 (8177.)
TEMP 11 = 541.340 (8167.)
TEMP 12 = 541.750 (8208.)
TEMP 13 = 540.960 (8129.)
TEMP 14 = 541.470 (8180.)
TEMP 15 = 540.900 (8123.)
TEMP 16 = 541.330 (8166.)
TEMP 17 = 542.200 (8253.)
TEMP 18 = 542.350 (8268.)

PRES 1 = 71.972 (72523.)

VPRS 1 = 0.351 (6903.)
VPRS 2 = 0.363 (6999.)
VPRS 3 = 0.356 (6946.)
VPRS 4 = 0.361 (6981.)

SUMMARY OF CORRECTED DATA

TIME = 2200

DATE = 1203

TEMPERATURE (DEGREES R.) = 541.350

CORRECTED PRESSURE (PSIA) = 71.6148

VAPOR PRESSURE (PSIA) = 0.3575

SUMMARY OF MEASURED DATA AT 2215 1203

TEMP 1 = 540.780 (8111.)
TEMP 2 = 541.570 (8190.)
TEMP 3 = 541.370 (8170.)
TEMP 4 = 541.120 (8145.)
TEMP 5 = 541.360 (8169.)
TEMP 6 = 541.560 (8189.)
TEMP 7 = 541.200 (8153.)
TEMP 8 = 540.680 (8101.)
TEMP 9 = 541.240 (8157.)
TEMP 10 = 541.450 (8178.)
TEMP 11 = 541.340 (8167.)
TEMP 12 = 541.760 (8209.)
TEMP 13 = 540.960 (8129.)
TEMP 14 = 541.480 (8181.)
TEMP 15 = 540.940 (8127.)
TEMP 16 = 541.330 (8166.)
TEMP 17 = 542.200 (8253.)
TEMP 18 = 542.360 (8269.)

PRES 1 = 71.972 (72523.)

VPRS 1 = 0.352 (6911.)
VPRS 2 = 0.363 (6999.)
VPRS 3 = 0.356 (6946.)
VPRS 4 = 0.360 (6980.)

SUMMARY OF CORRECTED DATA

TIME = 2215
DATE = 1203

TEMPERATURE (DEGREES R.) = 541.362
CORRECTED PRESSURE (PSIA) = 71.6146
VAPOR PRESSURE (PSIA) = 0.3577

SUMMARY OF MEASURED DATA AT 2230 1203

TEMP 1 = 540.780 (8111.)
TEMP 2 = 541.410 (8174.)
TEMP 3 = 541.400 (8173.)
TEMP 4 = 541.160 (8149.)
TEMP 5 = 541.370 (8170.)
TEMP 6 = 541.570 (8190.)
TEMP 7 = 541.210 (8154.)
TEMP 8 = 540.690 (8102.)
TEMP 9 = 541.240 (8157.)
TEMP 10 = 541.470 (8180.)
TEMP 11 = 541.350 (8168.)
TEMP 12 = 541.770 (8210.)
TEMP 13 = 540.970 (8130.)
TEMP 14 = 541.490 (8182.)
TEMP 15 = 540.930 (8126.)
TEMP 16 = 541.340 (8167.)
TEMP 17 = 542.210 (8254.)
TEMP 18 = 542.360 (8269.)

PRES 1 = 71.972 (72523.)

VPRS 1 = 0.350 (6898.)
VPRS 2 = 0.363 (6997.)
VPRS 3 = 0.357 (6948.)
VPRS 4 = 0.360 (6972.)

SUMMARY OF CORRECTED DATA

TIME = 2230

DATE = 1203

TEMPERATURE (DEGREES R.) = 541.360

CORRECTED PRESSURE (PSIA) = 71.6152

VAPOR PRESSURE (PSIA) = 0.3571

SUMMARY OF MEASURED DATA AT 2245 1203

TEMP	1	=	540.790	(8112.)
TEMP	2	=	541.540	(8187.)
TEMP	3	=	541.320	(8165.)
TEMP	4	=	541.180	(8151.)
TEMP	5	=	541.360	(8169.)
TEMP	6	=	541.580	(8191.)
TEMP	7	=	541.240	(8157.)
TEMP	8	=	540.670	(8100.)
TEMP	9	=	541.240	(8157.)
TEMP	10	=	541.450	(8178.)
TEMP	11	=	541.370	(8170.)
TEMP	12	=	541.770	(8210.)
TEMP	13	=	540.980	(8131.)
TEMP	14	=	541.490	(8182.)
TEMP	15	=	540.930	(8126.)
TEMP	16	=	541.340	(8167.)
TEMP	17	=	542.210	(8254.)
TEMP	18	=	542.370	(8270.)
PRES	1	=	71.972	(72523.)
VPRS	1	=	0.350	(6890.)
VPRS	2	=	0.372	(7070.)
VPRS	3	=	0.356	(6944.)
VPRS	4	=	0.360	(6978.)

SUMMARY OF CORRECTED DATA

TIME = 2245
DATE = 1203

TEMPERATURE (DEGREES R.) = 541.368
CORRECTED PRESSURE (PSIA) = 71.6130
VAPOR PRESSURE (PSIA) = 0.3593

SUMMARY OF MEASURED DATA AT 2300 1203

TEMP 1 = 540.830 (8116.)
TEMP 2 = 541.690 (8202.)
TEMP 3 = 541.380 (8171.)
TEMP 4 = 541.170 (8150.)
TEMP 5 = 541.370 (8170.)
TEMP 6 = 541.580 (8191.)
TEMP 7 = 541.230 (8156.)
TEMP 8 = 540.670 (8100.)
TEMP 9 = 541.260 (8159.)
TEMP 10 = 541.470 (8180.)
TEMP 11 = 541.360 (8169.)
TEMP 12 = 541.790 (8212.)
TEMP 13 = 540.960 (8129.)
TEMP 14 = 541.500 (8183.)
TEMP 15 = 540.950 (8128.)
TEMP 16 = 541.350 (8168.)
TEMP 17 = 542.230 (8256.)
TEMP 18 = 542.390 (8272.)

PRES 1 = 71.972 (72523.)

VPRS 1 = 0.350 (6895.)
VPRS 2 = 0.364 (7010.)
VPRS 3 = 0.357 (6949.)
VPRS 4 = 0.360 (6974.)

SUMMARY OF CORRECTED DATA

TIME = 2300

DATE = 1203

TEMPERATURE (DEGREES R.) = 541.393

CORRECTED PRESSURE (PSIA) = 71.6148

VAPOR PRESSURE (PSIA) = 0.3575

SUMMARY OF MEASURED DATA AT 2315 1203

TEMP 1 = 540.830 (8116.)
TEMP 2 = 541.700 (8203.)
TEMP 3 = 541.370 (8170.)
TEMP 4 = 541.150 (8148.)
TEMP 5 = 541.380 (8171.)
TEMP 6 = 541.590 (8192.)
TEMP 7 = 541.260 (8159.)
TEMP 8 = 540.740 (8107.)
TEMP 9 = 541.270 (8160.)
TEMP 10 = 541.480 (8181.)
TEMP 11 = 541.390 (8172.)
TEMP 12 = 541.800 (8213.)
TEMP 13 = 540.990 (8132.)
TEMP 14 = 541.520 (8185.)
TEMP 15 = 540.970 (8130.)
TEMP 16 = 541.380 (8171.)
TEMP 17 = 542.230 (8256.)
TEMP 18 = 542.390 (8272.)

PRES 1 = 71.972 (72523.)

VPRS 1 = 0.350 (6898.)
VPRS 2 = 0.362 (6993.)
VPRS 3 = 0.357 (6949.)
VPRS 4 = 0.360 (6979.)

SUMMARY OF CORRECTED DATA

TIME = 2315

DATE = 1203

TEMPERATURE (DEGREES R.) = 541.405

CORRECTED PRESSURE (PSIA) = 71.6151

VAPOR PRESSURE (PSIA) = 0.3571

SUMMARY OF MEASURED DATA AT 2330 1203

TEMP	1 =	540.830	(8116.)
TEMP	2 =	541.510	(8184.)
TEMP	3 =	541.350	(8168.)
TEMP	4 =	541.160	(8149.)
TEMP	5 =	541.390	(8172.)
TEMP	6 =	541.610	(8194.)
TEMP	7 =	541.270	(8160.)
TEMP	8 =	540.740	(8107.)
TEMP	9 =	541.280	(8161.)
TEMP	10 =	541.490	(8182.)
TEMP	11 =	541.380	(8171.)
TEMP	12 =	541.810	(8214.)
TEMP	13 =	541.000	(8133.)
TEMP	14 =	541.520	(8185.)
TEMP	15 =	540.960	(8129.)
TEMP	16 =	541.380	(8171.)
TEMP	17 =	542.250	(8258.)
TEMP	18 =	542.390	(8272.)
PRES	1 =	71.972	(72523.)
VPRS	1 =	0.350	(6897.)
VPRS	2 =	0.363	(7003.)
VPRS	3 =	0.357	(6951.)
VPRS	4 =	0.360	(6975.)

SUMMARY OF CORRECTED DATA

TIME = 2330
DATE = 1203

TEMPERATURE (DEGREES R.) = 541.392
CORRECTED PRESSURE (PSIA) = 71.6149
VAPOR PRESSURE (PSIA) = 0.3574

SUMMARY OF MEASURED DATA AT 2345 1203

TEMP 1 = 540.860 (8119.)
TEMP 2 = 541.620 (8195.)
TEMP 3 = 541.460 (8179.)
TEMP 4 = 541.190 (8152.)
TEMP 5 = 541.410 (8174.)
TEMP 6 = 541.620 (8195.)
TEMP 7 = 541.270 (8160.)
TEMP 8 = 540.770 (8110.)
TEMP 9 = 541.300 (8163.)
TEMP 10 = 541.490 (8182.)
TEMP 11 = 541.410 (8174.)
TEMP 12 = 541.810 (8214.)
TEMP 13 = 541.020 (8135.)
TEMP 14 = 541.530 (8186.)
TEMP 15 = 540.970 (8130.)
TEMP 16 = 541.390 (8172.)
TEMP 17 = 542.250 (8258.)
TEMP 18 = 542.410 (8274.)

PRES 1 = 71.972 (72523.)

VPRS 1 = 0.349 (6888.)
VPRS 2 = 0.363 (7002.)
VPRS 3 = 0.357 (6948.)
VPRS 4 = 0.360 (6974.)

SUMMARY OF CORRECTED DATA

TIME = 2345
DATE = 1203

TEMPERATURE (DEGREES R.) = 541.424
CORRECTED PRESSURE (PSIA) = 71.6153
VAPOR PRESSURE (PSIA) = 0.3570

SUMMARY OF MEASURED DATA AT 2400 1203

TEMP	1	=	540.870	(8120.)
TEMP	2	=	541.690	(8202.)
TEMP	3	=	541.470	(8180.)
TEMP	4	=	541.210	(8154.)
TEMP	5	=	541.420	(8175.)
TEMP	6	=	541.620	(8195.)
TEMP	7	=	541.270	(8160.)
TEMP	8	=	540.780	(8111.)
TEMP	9	=	541.290	(8162.)
TEMP	10	=	541.520	(8185.)
TEMP	11	=	541.410	(8174.)
TEMP	12	=	541.830	(8216.)
TEMP	13	=	541.030	(8136.)
TEMP	14	=	541.560	(8189.)
TEMP	15	=	541.010	(8134.)
TEMP	16	=	541.410	(8174.)
TEMP	17	=	542.270	(8260.)
TEMP	18	=	542.420	(8275.)
PRES	1	=	71.972	(72523.)
VPRS	1	=	0.351	(6904.)
VPRS	2	=	0.362	(6994.)
VPRS	3	=	0.356	(6943.)
VPRS	4	=	0.360	(6978.)

SUMMARY OF CORRECTED DATA

TIME = 2400
DATE = 1203

TEMPERATURE (DEGREES R.) = 541.442
CORRECTED PRESSURE (PSIA) = 71.6151
VAPOR PRESSURE (PSIA) = 0.3572

APPENDIX Q

INSTRUMENT SYSTEM ERROR ANALYSIS

The instrument system error analysis is based on the Instrument Selection Guide (ISG) formula in ANSI/ANS 56.8-1980 "Containment System Leakage Testing Requirements." The formula is:

$$ISG = \pm \frac{2400}{t} \left[2 \left(\frac{ep}{P} \right)^2 + 2 \left(\frac{epv}{P} \right)^2 + 2 \left(\frac{et}{T} \right)^2 \right]^{1/2} \quad \%/Day$$

where,

ep = absolute pressure measurement repeatability error divided by the square root of the number of sensors.

$$= (.0005\%) (100 \text{ psia}) / (1)^{1/2}$$

$$= .0005 \text{ psia}$$

epv = vapor pressure measurement accuracy error divided by the square root of the number of sensors.

$$= (.54^\circ\text{F}) (0.0124 \text{ psia}/^\circ\text{F}) / (4)^{1/2}$$

$$= .00335 \text{ psia}$$

* From steam tables at dewpoint temperature range 69-71°F

et = drybulb temperature measurement repeatability error divided by the square root at the number of sensors.

$$= (0.1^\circ\text{F}) / (18)^{1/2} = .0236^\circ\text{F}$$

P = Test pressure

$$= 71.9 \text{ psia}$$

T = Test temperature

$$= 540^\circ \text{ R}$$

t = Test duration in hours

= 24 hours

Therefore, the ISG is:

$$\begin{aligned} \text{ISG} &= \frac{2400}{24} \left[2 \left(\frac{.0005}{71.9} \right)^2 + 2 \left(\frac{.00335}{71.9} \right)^2 + 2 \left(\frac{.0236}{540.} \right)^2 \right]^{1/2} \%/\text{day} \\ &= .0091\%/\text{day} \end{aligned}$$

APPENDIX R
BECHTEL ILRT COMPUTER PROGRAM

A. Program and Report Description

1. The Bechtel ILRT computer program is used to determine the integrated leakage rate of a nuclear primary containment structure. The program is used to compute leakage rate based on input values of time, containment atmosphere total pressure, drybulb temperature, and dewpoint temperature (water vapor pressure). Leakage rate is computed using the Absolute Method as defined in ANSI N45.4-1972, "Leakage Rate Testing of Containment Structures for Nuclear Reactors." The program is designed to allow the user to evaluate containment leakage rate test results at the jobsite during containment leakage rate testing. Current leakage rate values may be obtained at any time during the testing period using one of two computational methods, yielding three different report printouts.
2. The first printout, the Total-Time Report, is based on the Total-Time Method described in ANSI N45.4-1972. Leakage rate is computed from initial values of free air volume, containment atmosphere drybulb temperature and partial pressure of dry air, the latest values of the same parameters, and elapsed time. These individually computed leakage rates are statistically averaged using linear regression by the method of least squares. The Total-Time Method is the computational technique upon which the short duration test criteria of BN-TOP-1, Revision 1, "Testing Criteria for Integrated Leakage Rate Testing of Primary Containment Structures for Nuclear Power Plants," are based.
3. The second printout, the Trend Report, is a summary of leakage rate values based on Total-Time and Mass-Point computations presented as a function of number of data points and elapsed time (test duration). The Trend Report provides all leakage rate values required for comparison to the acceptance criteria of BN-TOP-1 for conduct of a short duration test.
4. The third printout is the Mass-Point Report and is based on the Mass-Point Analysis Technique described in ANSI N274, Draft No. 2, Revision 1-April, 1978, "Containment System Leakage Testing Requirements." The mass of dry air in the containment is computed at each data point (time) using the Equation of State, from current values of containment atmosphere drybulb temperature and partial pressure of dry air. Contained mass is "plotted" versus time and a regression line is fit to the data using the method of least squares. Leakage rate is determined from the statistically derived slope and intercept of the regression line.
5. The program is written in a high level language and is designed for use on an interactive time-shared computer system via a

remote data terminal. Brief descriptions of program use, formulae used for leakage rate computations, and program logic are provided in the following paragraphs.

B. Explanation of Program

1. The Bechtel ILRT computer program is written, for use by experienced ILRT personnel, to determine containment integrated leakage rates based on the Absolute Method described in ANSI N45.4-1972.
2. Information loaded into the program prior to the start of the test:
 - a. Number of containment atmosphere drybulb temperature sensors and dewpoint temperature (water vapor pressure) sensors to be used in leakage rate computations for the specific test
 - b. Volume fractions assigned to each of the above sensors
 - c. Calibration data for above sensors, if required
 - d. Calibration data for pressure sensor.
3. Information entered into the program at the start of the test:
 - a. Test title
 - b. Current test pressure and peak test pressure
 - c. Maximum allowable leakage rate at peak test pressure
 - d. If the test is a verification test:
 - (1) Imposed leakage rate
 - (2) Leakage rates determined using the two computational methods described in Paragraph A above during the ILRT.
4. Data entered during the test, used to compute leakage rate:
 - a. Time and date
 - b. Containment atmosphere drybulb temperatures
 - c. Containment atmosphere pressure
 - d. Containment atmosphere dewpoint temperatures
5. After all data at a given time are entered, a Summary of Measured Data report (refer to "Program Logic," Paragraph D, "Data" option command) is printed on the data terminal. After a final verification of the entered data, the time, date, containment atmosphere weighted average drybulb temperature, partial pressure

of the dry air and water vapor pressure are stored on a data file.

6. If drybulb and dewpoint temperature sensors should fail during the test, the data from the sensor(s) are not used. The volume fractions for the remaining sensors are recomputed and reloaded into the program for use in ensuing leakage rate computations.

C. Leakage Rate Formulae

1. Computation using the Total-Time Method:

a. Measured leakage rate, from data:

$$P_1 V = W_1 R T_1 \quad (1)$$

$$P_i V = W_i R T_i \quad (2)$$

$$L_i = \frac{(24)}{\Delta t_i} \frac{(W_1 - W_i)}{W_1} \quad (100) \quad (3)$$

Solving for W_1 and W_i and substituting equations (1) and (2) into (3) yields:

$$L_i = \frac{2400}{\Delta t_i} \left(1 - \frac{T_1 P_i}{T_i P_1} \right) \quad (4)$$

where:

W_1, W_i = Weight of contained mass of dry air at times t_1 and t_i respectively, lbm.

T_1, T_i = Containment atmosphere drybulb temperature at times t_1 and t_i respectively, °R.

P_1, P_i = Partial pressure of the dry air component of the containment atmosphere at times t_1 and t_i respectively, psia.

V = Containment free air volume (assumed to be constant during the test), ft³.

t_1, t_i = Real time at 1st and i^{th} data points respectively, hours and minutes.

Δt_i = Elapsed time from t_1 to t_i , hours.

R = Specific gas constant for air = $53.35 \frac{\text{Ft.lbf}}{\text{lbm.}^\circ\text{R}}$

L_i = Measured leakage rate computed during time interval t_1 to t_i , %/day.

b. Calculated leakage rate from regression analysis:

$$\bar{L} = a + bk_N \quad (5)$$

where:

\bar{L} = Calculated leakage rate, %/day, as determined from the regression line.

$$a = \frac{(\sum L_i) (\sum k_i^2) - (\sum k_i) (\sum L_i k_i)}{N (\sum k_i^2) - (\sum k_i)^2} \quad (6)$$

$$b = \frac{N(\sum L_i k_i) - (\sum L_i) (\sum k_i)}{N(\sum k_i^2) - (\sum k_i)^2} \quad (7)$$

k_i = Elapsed time at time of i^{th} data point

N = Number of data points

$$\Sigma = \sum_{i=1}^N$$

c. Calculated leakage rate at the 95% confidence level (including error associated with the test).

Total-Time Method per BN-TOP-1.

$$\bar{L}_{95} = a + bk + \frac{S_L}{L} \quad (8)$$

where:

\bar{L}_{95} = Calculated leakage rate at the 95% confidence level, %/day, at elapsed time k .

For $k_N < 24$

$$\frac{S_L}{L} = t_{0.025; N-2} \sqrt{\frac{\Sigma(L_i - \bar{L}_i)^2}{N-2}} \sqrt{\frac{1 + 1 + \frac{(k_N - \bar{k})^2}{\Sigma(k_i - \bar{k})^2}}{N}} \quad (9a)$$

$$\text{where, } t_{0.025; N-2} = 1.96 + \frac{2.37}{N-2} + \frac{2.82}{(N-2)^2} ;$$

For $k_N \geq 24$

$$S_{\bar{L}} = t_{0.025; N-2} \sqrt{\frac{\Sigma(L_i - \bar{L}_i)^2}{N-2}} \sqrt{\frac{1}{N} + \frac{(k_N - \bar{k})^2}{\Sigma(k_i - \bar{k})^2}} \quad (9b)$$

$$\text{where, } t_{0.025; N-2} = \frac{1.64(N-2)^2 + 3.53(N-2) + 0.86}{(N-2)^2 + 1.22(N-2) - 1.52};$$

\bar{L}_i = Calculated leakage rate computed using equation (5) at total elapsed time k_i , %/day.

$$\bar{k} = \frac{\Sigma k_i}{N}$$

2. Computation using the Mass-Point Method

a. Contained mass of dry air from data:

$$W = 144 \frac{PV}{RT} \quad (10)$$

where:

All symbols as previously defined.

b. Calculated leakage rate from regression analysis:

$$\bar{L} = 2400 \frac{b}{a} \quad (11)$$

where:

\bar{L} = Calculated leakage rate, %/day, as determined from the regression line.

$$a = \frac{\Sigma w_i - b \Sigma k_i}{N} \quad (12)$$

$$b = \frac{\Sigma [(W_i - \Sigma W_i/N) (k_i - \Sigma k_i/N)]}{\Sigma (k_i - \Sigma k_i/N)^2} \quad (13)$$

k_i = Total elapsed time at time of i^{th} data point, hours

N = Number of data points

W_i = Contained mass of dry air at i^{th} data point, lbm, as computed from equation (10).

$$\Sigma = \Sigma_{i=1}^N$$

c. Calculated leakage rate at the 95% confidence level.

$$\bar{L}_{95} = \frac{2400}{a} (b + S_b) \quad (14)$$

where:

\bar{L}_{95} = Calculated leakage rate at the 95% confidence level, %/day

$$S_b = t_{0.025; N-2} \sqrt{\frac{\frac{\Sigma (W_i - \bar{W}_i)^2}{N-2}}{\Sigma (k_i - \bar{k})^2}} \quad (15)$$

$$\text{where, } t_{0.025; N-2} = \frac{1.64(N-2)^2 + 3.53(N-2)^2 + 0.86}{(N-2)^2 + 1.22(N-2) - 1.52}$$

\bar{W}_i = Contained mass of dry air, lbm, computed at the i^{th} data point from the regression equation

$$\bar{W} = a + bk. \quad (16)$$

All other symbols as previously defined.

D. Program Logic

1. A flow chart of Bechtel ILRT computer program usage is presented in Figure 1, following. The various user options and a brief description of their associated function are presented below:

<u>OPTION COMMAND</u>	<u>FUNCTION</u>
DATA	Enables operator to enter raw data. When the system requests values of time, volume temperature, pressure and vapor pressure, the user enters the appropriate data. After completing the data entry, a summary is printed out. The user then verifies that the data were entered correctly. If errors are detected, the user will then be given the opportunity to correct the errors. After the user verifies that the data were entered correctly, a Corrected Data Summary Report of time, date, average temperature, partial pressure of dry air, and water vapor pressure is printed.
TREND	Terminal will print out a Trend Report.
TOTAL	Terminal will print out a Total-Time Report.
MASS	Terminal will print out a Mass Point Report.
TERM	Enables operator to sign-off temporarily or permanently.
SAVE	Enables operator to store the Data Summary on a file.
PREV	Enables operator to call up an old, previously stored, file.
CORR	Enables operator to correct data stored on a file.
LIST	When used with a given file name, the printer will print out a list of the Summary Data stored on the file.
READ	Enable the computer to receive the next set of raw data from the data acquisition system directly.