



Burlington
Safety Laboratory Inc.



PRODUCT CATALOG

TABLE OF CONTENTS

GLOVES	Page 2
SLEEVES	Page 12
BLANKETS	Page 15
ELECTROLINER	Page 21
LINEHOSE / COVERS	Page 23
ARC FLASH PROTECTION	Page 34
GROUNDING	Page 66
HOT STICKS	Page 71
VOLTAGE DETECTORS / METERS	Page 94
TESTING / OTHER SERVICES	Page 100

SALISBURY by Honeywell

Manufactured for outstanding protection, comfort and long-life

Rubber Insulating gloves are among the most important articles of personal protection for electrical workers. Incorporating high dielectric and physical strength, flexibility and durability, Salisbury rubber insulating gloves have earned the reputation for superior performance – meeting and exceeding the requirements of current ASTM D120 specifications and IEC EN60903 Standards.

Salisbury rubber insulating gloves are manufactured by dipping porcelain forms into a tank of liquefied rubber. The thin layer of rubber which results is allowed to dry and the process is repeated until the required thickness is reached. Depending on the voltage class of the glove, this dipping-drying-dipping cycle may need to be repeated over 30 times. After the desired thickness is achieved, the gloves are allowed to dry. Once dry, they are cut to length, the reinforcing bead is rolled, and the ASTM label and manufacturing information is applied along with any additional permanent marking that may be requested.



The gloves are cured in an autoclave under steam pressure and heat. After curing, the gloves are visually inspected. Gloves with visual imperfections are rejected. The gloves are then given a halogenation treatment (chlorination) to increase the comfort and wearability. The gloves are electrically tested following ASTM D120/IEC 903 specifications. Following the electrical test, the gloves are given a final visual inspection. The gloves are then ready to be boxed and shipped.

PROTECTIVE RUBBER EQUIPMENT LABELING CHART FOR SALISBURY NATURAL RUBBER AND SALCOR® RUBBER PROTECTIVE EQUIPMENT

Rubber insulating gloves are available in six ASTM defined voltage classes. Rubber dipped sleeves are available in Class 0 through 4. The chart below identifies the class, proof test voltage and maximum allowable exposure voltage.

*Max. use voltage when worn with leather protectors.

Class Color	Proof Test Voltage AC / DC	Max. Use Voltage* AC / DC	Rubber Molded Products Label	Insulating Rubber Glove Label	Insulating Rubber Dipped Sleeve Label
00 Beige	2,500 / 10,000	500 / 750			
0 Red	5,000 / 20,000	1,000 / 1,500			
1 White	10,000 / 40,000	7,500 / 11,250			
2 Yellow	20,000 / 50,000	17,000 / 25,500			
3 Green	30,000 / 60,000	26,500 / 39,750			
4 Orange	40,000 / 70,000	36,000 / 54,000			

LOW VOLTAGE GLOVES – ASTM CLASS 00, 0

Salisbury Low Voltage Class 00 and 0 gloves are available in 11 and 14 inch lengths.

CLASS 00 Electrical Insulating Rubber Gloves are made from red, black or yellow Type I natural rubber and in blue Type II SALCOR®, or in contrasting blue/orange Type II SALCOR®. The contrast between the outer orange color against the inner blue color makes inspecting for cuts and tears easier when the glove is inflated or stretched.

CLASS 0 Electrical Insulating Rubber Gloves are available in red, black or yellow, and contrasting black/yellow colors in Type I Natural Rubber. The contrast between the outer yellow color against the inner black color makes inspecting for cuts and tears easier when the glove is inflated or stretched. These gloves are also available in blue or contrasting blue/orange colors Type II SALCOR® rubber.

THE SALISBURY ADVANTAGE

Type I and Type II gloves are extremely flexible making it easy to work with small parts. The gloves meet or exceed ASTM D120 and IEC EN60903 Standards.



Straight Cuff

HIGH VOLTAGE GLOVES – ASTM CLASS 1, 2, 3, 4

CLASS 1 THROUGH CLASS 4 GLOVES are available in black or in contrasting two-color combinations. The contrast between the thin outer color against the inner color makes inspecting for cuts and tears easier when the gloves is inflated or stretched. Manufactured in the USA Salisbury Class 1, 2, 3, 4 gloves meet or exceed ASTM D120 and IEC EN60903 standards.



Contour Cuff

Some Class 1 through 4 gloves are available in various cuff styles – STRAIGHT CUFF, CONTOUR CUFF and BELL CUFF.



Bell Cuff



Measure the circumference around the palm.

SELECTING THE RIGHT SIZE, LENGTH AND STYLE

Salisbury lineman's gloves are available in a full range of sizes from 7 through 12. Half sizes are available on 8, 9 and 10. Proper fit is important. To determine gloves size, measure the circumference around the palm. Allow for additional room if fabric glove liners are to be worn, especially with thermal liners.

SALISBURY GLOVES



E0011RY/09



E0011BL/08



E011R/08



E011B/09H



E011BLO/09

CLASS	CUFF STYLE	LENGTH (IN.)	COLOR	SIZE
00	STRAIGHT	11	B, R, Y, RY, BL, BLO	7, 8, 8H, 9, 9H, 10, 10H, 11, 12
00	STRAIGHT	14	B, R, BL, BLO	7, 8, 8H, 9, 9H, 10, 10H, 11, 12
0	STRAIGHT	11	B, R, Y, RY, BL, BLO	7, 8, 8H, 9, 9H, 10, 10H, 11, 12
0	STRAIGHT	14	B, R, Y, RY, BY, BL, BLO	7, 8, 8H, 9, 9H, 10, 10H, 11, 12

CLASS	CUFF STYLE	LENGTH (IN.)	COLOR	SIZE
1	STRAIGHT	14, 16	B, RB, YB	7, 8, 8H, 9, 9H, 10, 10H, 11, 12
2	STRAIGHT	14, 16	B, RB, YB	7, 8, 8H, 9, 9H, 10, 10H, 11, 12
2	STRAIGHT	18	B	7, 8, 8H, 9, 9H, 10, 10H, 11, 12
3	STRAIGHT	14	RB	7, 8, 8H, 9, 9H, 10, 10H, 11, 12
3	STRAIGHT	16, 18	B, RB, YB	7, 8, 8H, 9, 9H, 10, 10H, 11, 12
4	STRAIGHT	16, 18	B, RB, YB	9, 9H, 10, 10H, 11, 12

SALISBURY GLOVES

CLASS	CUFF STYLE	LENGTH (IN.)	COLOR	SIZE
1	BELL CUFF	14	RB	8, 8H, 9, 9H, 10, 10H, 11, 12
2	BELL CUFF	14, 16, 18	RB, YB	8, 8H, 9, 9H, 10, 10H, 11, 12
2	BELL CUFF	16	B, YB	8, 8H, 9, 9H, 10, 10H, 11, 12
3	BELL CUFF	16, 18	RB, YB	8, 8H, 9, 9H, 10, 10H, 11, 12
4	BELL CUFF	16, 18	YB	9, 9H, 10, 10H, 11, 12

CLASS	CUFF STYLE	LENGTH (IN.)	COLOR	SIZE
1	CONTOUR	18	RB	7, 8, 8H, 9, 9H, 10, 10H, 11, 12
2	CONTOUR	18	RB, YB	7, 8, 8H, 9, 9H, 10, 10H, 11, 12
3	CONTOUR	18	RB, YB	7, 8, 8H, 9, 9H, 10, 10H, 11, 12
4	CONTOUR	18	RB	9, 9H, 10, 10H, 11, 12



Straight Cuff
E114RB/07



Contour Cuff
E318CYB/08H



Bell Cuff
E418BCYB/09

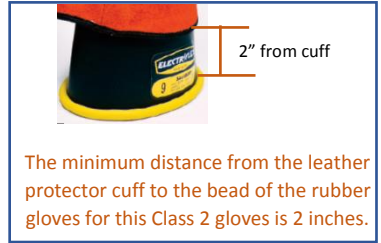
LEATHER PROTECTORS

LEATHER PROTECTOR GLOVES should always be worn over Rubber Insulating Gloves to provide the needed mechanical protection against cuts, abrasion and punctures. Manufactured from top grade leather, all are sewn with heavy duty nylon thread in the “gunn cut” inseam construction pattern. Each protector for Class 1-4 gloves are equipped with a nonmetallic buckle on the pull strap and an extra wide leather reinforcement over the thumb seam. Protectors for Class 00 and 0 gloves are available with nonmetallic buckle and pull strap or elastic wrist.

ALL SALISBURY LEATHER PROTECTORS MEET ASTM F696 STANDARDS

GLOVES CLASS	MIN. DISTANCE BETWEEN PROTECTORS AND RUBBER GLOVES
00, 0	½”
1	1”
2	2”
3	3”
4	4”

PER ASTM F496 – TABLE 4



ILPG10



ILP10A



ILP3S

ILP SERIES COWHIDE

ILP SERIES COWHIDE	OAL LENGTH
ILP10*	10”
ILP10A* w/pull strap	10”
ILP3S*	12”
ILP4S*	13”
ILP5S*	14”
ILP6S**	15”
ILP7C**	16”

*To specify goatskin, use ILPG.
Available in sizes 7, 8/8.5, 9/9.5, 10/10.5, 11, 12

** Not available in size 7



ILP5S



ILP7C

GLOVE STORAGE

PROPER GLOVE STORAGE EXTENDS THE SERVICE LIFE OF LINEMAN'S GLOVES. Folds and creases stain rubber and cause it to crack from ozone exposure prematurely. By storing rubber gloves in the right size bag, and never forcing more than one pair into each bag, equipment will lie flat and last longer.

Salisbury bags are constructed of heavy duty canvas and are double stitched and riveted at stress points for extra durability. Canvas bags feature a D ring for hanging in trucks or on work belts. Bags feature tapered gussets with wide opening tops for easy insertion.

GLOVE AND PROTECTOR COMBO BAGS contain two layered pockets in one bag. Now, both a pair of gloves and protectors can be properly stored in one convenient bag. Never worry about having to bring more than one bag from job site to job site.

	FOR GLOVE LENGTH	DIMENSIONS
26oz CANVAS GLOVE BAGS		
GB112	12"	9" x 14"
GB114	14"	9" x 16"
GB116	16"	9" x 18"
GB118	18"	9" x 20"
14.75oz CANVAS GLOVE & PROTECTOR BAGS		
GPB112	12"	9" x 14"
GPB114	14"	9" x 16"
GPB116	16"	9" x 18"
GPB118	18"	9" x 20"



NOVAX GLOVES

NOVAX® PRODUCTS exceed all requirements of ASTM D120, insuring compliance with OSHA regulations and satisfying NFPA 70E requirements for protection against electrical shock hazards. The Natural Rubber construction offers excellent dielectric properties combined with flexibility, strength, and durability. Other features include a contoured shape which reduces hand fatigue and a rolled cuff for increased durability.

GLOVES – STRAIGHT CUFF

NOVAX® Rubber Insulating Gloves Straight Cuff Style

Class	Length	Color
00	11"	Black
00	11"	Orange
00	11"	Yellow
00	11"	Red
00	14"	Black
00	14"	Yellow
0	11"	Black
0	11"	Orange
0	11"	Black/Orange
0	11"	Yellow
0	11"	Red
0	14"	Black
0	14"	Yellow

NOVAX® Rubber Insulating Gloves Straight Cuff Style

Class	Length	Color
3	16"	Black
3	16"	Black/Orange
3	18"	Black
3	18"	Black/Orange
4	16"	Black
4	16"	Black/Orange
4	18"	Black
4	18"	Black/Orange



NOVAX® Rubber Insulating Gloves Straight Cuff Style

Class	Length	Color
1	14"	Black
1	14"	Orange
1	14"	Black/Orange
1	14"	Red
1	16"	Black/Orange
2	14"	Black
2	14"	Orange
2	14"	Black/Orange
2	14"	Yellow
2	16"	Black/Yellow
2	16"	Black/Orange
2	18"	Black/Yellow
2	18"	Black/Orange



GLOVES – BELL and CONTOUR CUFF

NOVAX® Rubber Insulating Gloves Bell Cuff Styles

Class	Length	Color
2	16"	Black/Yellow
2	16"	Black/Orange
2	16"	Black/Red
2	18"	Black/Yellow
2	18"	Black/Orange
2	18"	Black/Red
3	16"	Black/Orange
3	18"	Black/Orange
4	16"	Black/Orange
4	18"	Black/Orange

BELL CUFF



CONTOUR CUFF



NOVAX® Rubber Insulating Gloves Contour Cuff Styles

Class	Length	Color
1	18"	Black/Orange
2	18"	Black/Yellow
2	18"	Black/Orange
2	18"	Black/Red
3	18"	Black/Yellow
3	18"	Black/Orange
4	18"	Black/Orange

LEATHER PROTECTORS

NOVAX® Leather Protectors

Class	Length	Material
00-0	10"	Goatskin
00-0	13"	Goatskin
1-2	12"	Cowhide
1-2	12"	Goatskin
1-4	14"	Goatskin
3-4	12"	Goatskin



GLOVE STORAGE BAGS

NOVAX® Glove Storage Bags

Length	Material	Color
11"	Nylon	Black
14"	Nylon	Black
11"	Canvas	Natural
14"	Canvas	Natural
16"	Canvas	Natural
18"	Canvas	Natural



GLOVE KITS

NOVAX® Glove Kits

Class	Length	Color
00	11"	Black
00	11"	Orange
0	11"	Black
0	11"	Orange
1	14"	Black
1	14"	Orange
2	14"	Black
2	14"	Orange
2	14"	Black/Orange

GLOVE KITS INCLUDE:

- 1 pair of rubber insulating gloves
- 1 pair of leather protectors
- 1 storage bag



LINEMAN'S SLEEVES

RUBBER INSULATING SLEEVES extend coverage of the arm from the cuff of rubber insulating gloves to the shoulder; fully protecting these areas from accidental contact with the energized conductors and equipment. Salisbury sleeves feature a reinforcing fold at the cuff. This fold is preferred over a rolled bead because it adds less bulk to the cuff and fits into the glove easier without pushing. Two different processes are used to manufacture insulating sleeves; dipping and molding. Both meet the current requirements of ASTM D1051 and offer the same high level of quality and protection.

ONLY SALISBURY OFFERS BOTH DIPPED AND MOLDED SLEEVES



MOLDED SLEEVES are manufactured by either injection or compression molding methods. The advantage these methods offer is the ability to produce sleeves of Type I or SALCOR® Type II synthetic rubber. SALCOR® sleeves provide the same high quality and electrical protection as natural rubber, with the added benefit of being resistant to ozone and ultraviolet radiation. Type I sleeves are available in black, yellow or maroon. Type II SALCOR® sleeves are black or orange. Molded sleeves are available in curved arm style only.

BREAKDOWN FOR MOLDED TYPE I SLEEVES

CLASS	SIZE	COLOR
1	R or L	Y
2	R, L or XL	B, Y, M
3	R or L	Y, M
4	R or L	M

R = regular, L = large, XL = extra large

B = black, Y = yellow, M = maroon

EXAMPLE: 2RB is a Class 2, Regular, Black Molded Sleeve

BREAKDOWN FOR MOLDED TYPE II SLEEVES

CLASS	SIZE	COLOR
1	R or L	BS or OS
2	R, L or XL	BS or OS

R = regular, L = large, XL = extra large

BS = black SALCOR®, OS = orange SALCOR®

EXAMPLE: 2LOS is a Class 2, Large, Orange Molded Sleeve

DIPPED SLEEVES are manufactured in the same way as rubber insulating gloves. Porcelain forms are dipped into liquefied rubber, dried, trimmed, marked and cured. Every sleeve receives the same quality inspections and electrical testing before shipping. Dipped sleeves are available in the same colors as dipped gloves, including two color combinations.



D2LYR-EC



D2RYB-ST

Salisbury offers two popular styles of dipped lineman's sleeves: straight and extra curved. Both styles are available in solid color or color combination, size and voltage class. Most importantly, all are made to the same rigid levels of quality demanded by Salisbury.

BREAKDOWN FOR DIPPED TYPE I SLEEVES

CLASS	SIZE	COLOR
0	S, R, L or XL	Y
1	S, R, L or XL	B
2	S, R, L or XL	B, BY, RB, RY, Y, YB, YR
3	S, R, L or XL	B, BY, RB, RY, Y, YB, YR
4	S, R, L or XL	B, BY, RB, RY, Y, YB, YR

S = small, R = regular, L = large, XL = extra large
 Add suffix "-ST" to order straight cuff or "-EC" to order extra curved cuff

EXAMPLE: D2LYB-ST is a Large Yellow inside, Black outside Straight Cuff Dipped sleeve


SALISBURY SLEEVES

SLEEVE STORAGE AND ACCESSORIES

PROPER STORAGE EXTENDS THE SERVICE LIFE OF LINEMAN'S SLEEVES

Folds and creases strain rubber and cause it to crack from ozone prematurely. By storing rubber sleeves in the right size bag, and never forcing more than one pair into each bag, equipment will lie flat and extend the life of the product.

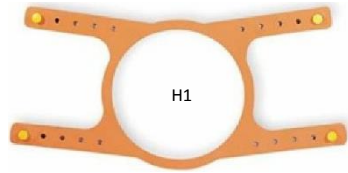
Salisbury bags are constructed of heavy duty canvas and are double stitched and riveted at stress points for extra durability. Canvas bags feature a D ring for hanging in trucks or on work belts. Bags feature tapered gussets with wide opening tops for easy insertion.



B2
Two piece sleeve button
4 required per pair of sleeves



B2
One piece sleeve button
4 required per pair of sleeves



H1



S1



T31

DESCRIPTION

CANVAS SLEEVE BAG

T31	30" x 9.5"
T32	30" x 13"

BUTTONS

B2	One piece sleeve button
B22	4 screw type buttons

STRAPS

S1	(2) 15" Straps w/ 4 B2 Buttons
----	--------------------------------

HARNESS

H1	Harness w/ 4 B2 Buttons
----	-------------------------

HIGH QUALITY

Salisbury's Type II SALCOR® blankets are of the highest quality available today. They will hold their color and flexibility, and will maintain physical properties and dielectric strength, required by ASTM standards, in the field longer than any other blanket on the market.

OZONE RESISTANT

The Orange SALCOR® is manufactured from a well-researched blend of prime EPDM, which is naturally resistant to ozone. This blend of Prime EPDM offers superb flexibility; similar to that of a Type I natural rubber blanket. This ensures the Salisbury Type II SALCOR® blanket will pass the ASTM D 1048 Ozone Tests.

THE SALISBURY ADVANTAGE

The Salisbury blanket is manufactured from materials that are precisely measured in an automated weighting system to ensure batch-to-batch consistency. SALCOR® blankets will last longer and provide maximum value and protection.

BLANKETS – EYELET STYLE

EYELET STYLE INSULATING BLANKETS were designed to be easily secured in place by using Blanket Pins, Snap Buttons or Ty-Straps. Eyelet blankets are flexible and feature a reinforced beaded edge and eyelets for added strength and tear-resistance.



REINFORCED BEADED EDGE



SALISBURY INSULATING BLANKETS



400E (27 X36)



900E (36 X36)

CAT NO.	EYELETS	CLASS	TYPE	SIZE	COLOR
12	28	2	II	22 x 22	Black
13	28	4	II	22 x 22	Orange
13-10	10	4	II	22 x 22	Orange
400E	6	2	II	27 x 36	Black
1000E	6	4	II	27 x 36	Orange
1001E	6	4	II	27 x 36	Black
300E*	6	2	I	36 x 36	Black
900E	6	4	II	36 x 36	Orange
901E	6	4	II	36 x 36	Black
1500	28	2	II	36 x 36	Black
1700	28	4	II	36 x 36	Orange

* TYPE I IEC COMPLIANT BLANKETS

ZIP-ON STYLE

1830S	Zip	4	II	18 x 36	Orange
900EV	Zip	4	II	36 x 36	Orange
1000EV	Zip	4	II	27 x 36	Orange

ALL BLANKETS COMPLY WITH CURRENT ASTM D1048 SPECIFICATIONS



1830S Zip (18 x 36)

BLANKETS – SLOTTED STYLE & WITHOUT EYELETS

SLOTTED STYLE INSULATING BLANKETS are made of Type II SALCOR® rubber and designed for increased versatility and flexibility in special cover-up situations. Use for covering ridge pins and cross arms with insulators or any place a wire, pin or projections interferes with proper placement of other cover-up devices.


Three sizes are available with reinforced beaded edges and reinforced eyelets which can be secured with Blanket Pins, Snap Buttons or Ty-Straps. The 36” slotted blanket is also available with 2” or 4.5” center holes and with hook and pile (Zip Style).

CAT NO.	EYELETS	CLASS	TYPE	SIZE	COLOR
SLOTTED STYLE BLANKETS					
14	28	2	II	22 x 22	Black
15	28	4	II	22 x 22	Orange
15-1	28	4	II	22 x 22	Black
1100	28	2	II	36 x 36	Black
1300	28	4	II	36 x 36	Orange
1301	28	4	II	36 x 36	Black
1302	2” hole	4	II	36 x 36	Orange
1304	4.5” hole	4	II	36 x 36	Orange
SLOTTED ZIP-ON STYLE BLANKETS					
1300V	Zip	4	II	36 x 36	Orange
BLANKETS WITHOUT EYELETS					
186	-	4	II	18 x 36	Orange
300*	-	2	I	36 x 36	Black
* TYPE I IEC COMPLIANT BLANKETS					

SALISBURY INSULATING BLANKETS

The **ZIP-ON STYLE (ZIP)** features one-inch wide strips of hook and pile that are double stitched to the blanket with nylon thread, so installation and removal is safe and fast.

SALISBURY INSULATING BLANKETS WITHOUT EYELETS are available in Class 2 and Class 4 in two types of material: Type I natural rubber and Type II SALCOR®, which is a highly flexible, corona-resistant polymer with excellent aging and weathering qualities.



BLANKETS – LOW VOLTAGE WITH & WITHOUT HOOK & PILE

LOW VOLTAGE INSULATING BLANKETS are made of Type II SALCOR® rubber. Insulating blankets are available with or without hook and pile (Zip or Plain Style), as noted in the chart below.

CAT NO.	STYLE	CLASS	TYPE	SIZE	COLOR
1212YLV	Zip	0	II	12 x 12	Yellow
1212YLVNV	Plain	0	II	12 x 12	Yellow
1236YLV	Zip	0	II	12 x 36	Yellow
1236YLVNV	Plain	0	II	12 x 36	Yellow
1818YLV	Zip	0	II	18 x 18	Yellow
1818YLVNV	Plain	0	II	18 x 18	Yellow
1836YLV	Zip	0	II	18 x 36	Yellow
1836YLVNV	Plain	0	II	18 x 36	Yellow
3636YLV	Zip	0	II	36 x 36	Yellow
3636YLVNV	Plain	0	II	36 x 36	Yellow



1212YLV



Installing a Zip-On Blanket



1212YLVNV

SWITCHBOARD MATTING

SWITCHBOARD MATTING is permanently placed in front of switchgear, motor control centers and other high voltage apparatus to provide personal protection for workers. It is also used when tending take-up and pay out reels and when adding or replacing conductors. Made from high quality Type II material, Class 2 matting is $\frac{1}{4}$ " thick and is tested to 20 kV, and Class 4 matting is $\frac{1}{2}$ " thick and tested to 40 kV. Matting comply with ASTM D178, Class 2 and Class 4 specifications. The corrugated surface acts as a safety tread while reducing the possibility of metal particles becoming embedded. Class 2 Switchboard Matting is available in 25 yard rolls or custom cut to specified lengths, while Class 4 matting is sold in 20 yard rolls only.


CAT NO.	DIMENSIONS
M24-2	$\frac{1}{4}$ x 24"
M30-2	$\frac{1}{4}$ x 30"
M36-2	$\frac{1}{4}$ x 36"
M48-2	$\frac{1}{4}$ x 48"
M36-4*	$\frac{1}{2}$ x 36" x 60' long

All switchboard matting complies with current ASTM D178 standards

*Sold in full rolls only



M24-2



Matting Cross-Section

ROLL BLANKETS

Salisbury's insulating **ROLL BLANKETS** are made from a high strength fabric reinforced Type II rubber in unique colors; making it easy to identify and highly visible in the work area. Salisbury's insulating Type II rubber Roll Blankets meet ASTM F2320 standards

The **ROLL BLANKETS** can be easily custom-cut to fit each application at the job site. This minimizes the number of different low voltage blanket sizes and shapes that would otherwise need to be carried from job to job. Each blanket comes in a convenient 36" wide roll, 30' in length.

All classes of Roll Blankets are easy to cut and flexible to -40° F/C. Highly puncture and tear resistant, each class of blanket is also flame (self-extinguishing), oil and ozone resistant.

CAT NO.	CLASS	TYPE	SIZE	COLOR
RLB00	00	II	3' x 30'	Brown
RLB0	0	II	3' x 30'	Yellow
RLB1	1	II	3' x 30'	Yellow/Orange
RLBPVC1	1	-	3' x 30'	Clear
RLBPVC1-48	1	-	4' x 50'	Clear



RLB1




RLBPVC1

BURLINGTON SAFETY ELECTROLINER™

Electroliner™ Rubber Insulating sheeting is to be used as a covering (barrier) for the protection of workers from accidental contact with live electrical conductors, apparatus or circuits. This sheeting complies with all requirements of ASTM F2320 and is rated as Class 0, Type II, Style B. The maximum use voltage is 1,000 volts AC. The elastomer is flame, oil and ozone resistant and is reinforced.

FEATURES:

- Flame Resistant
- Oil Resistant
- Ozone Resistant
- 100% Proof Tested
- High Visibility Yellow
- Convenient 25' Roll
- Reusable
- No Re-test Required



APPLICATIONS

- Low Voltage Applications
- Switching Facilities & Battery Rooms
- Controls / Motors
- Third Rail Cover
- Temporary Service Protection
- Battery Pack Isolation

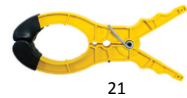
This product is electrically tested according to ASTM F2320 before shipping and **does not** require retesting. Because of this it is extremely important that the sheeting be thoroughly visually inspected before each use. The surface of the sheeting should be cleaned as needed to remove accumulated dirt or other contaminants. Cleaning may be done with warm water and mild soap. The sheeting should be stored at temperatures below 95°F and away from direct sunlight. It should always be rolled for storage, NEVER folded.



CLAMP PINS

BLANKET CLAMP PINS can be effectively used to hold insulating blankets and rubber cover-up in place. Springs are used for tension while extra holes in the body of the pin are used to grip conductors and prevent line hose from sliding. The Salisbury 21 BLANKET PIN has been improved to make it the most versatile pin on the market. To accommodate application using a hot stick, the ends of the pin have been tapered to fit into the end of any brand clamp stick. For applications where a 90° angle of application and removal is necessary, the HS21 pin fills the bill. Blanket pins are made of fiberglass reinforces nylon and have molded rubber tips to increase slip resistance.

		LENGTH	JAW OPENING
HS21	Nylon w/ pin boots	9.5"	5"
21	Nylon w/ pin boots	9.5"	5"



BLANKET CANISTERS

BLANKET CANISTERS are molded in hi-impact, polyethylene to protect insulating blankets when not in use. A tight fitting cap is secured to the canister with polypropylene rope.



	FITS BLANKET MAX SIZE	DIMENSIONS	CAPACITY
P2	36"	5" x 37"	1-2 blankets
P3	36"	6" x 37"	1-3 blankets
P4	36"	6" x 37"	1-4 blankets
P6	36"	9" x 37"	1-6 blankets
6026	36"	9" x 37"	1-6 blankets

SALISBURY LINEHOSE AND CONNECTORS

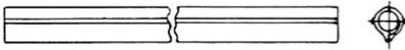
LINEHOSE

The connector, formed at one end, receives and overlaps the end of an adjoining hose for a distance of 6.5”.

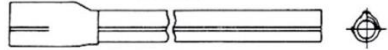
Use the chart below to determine the maximum conductor diameter recommended for use with each size line hose. For ease of installation and to minimize the potential of flashover through the overlapping lips, line hose is always size larger than the maximum conductor diameter.



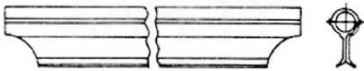
Salisbury Line Hose is available in four ASTM D1050 styles:



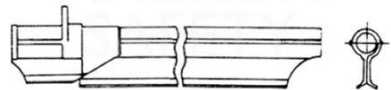
Style A
Class 2 & 3
Straight Conventional



Style B
Class 2 & 3
Connector End Conventional



Style C
Class 4
Extended Lip Straight



Style D
Class 4
Extended Lip Connector End

LINE HOSE SIZE SELECTOR CHART

I.D. OF LINE HOSE (IN.)	CONDUCTORS AND DIAMETERS (IN.)							
	4/0	266,800	336,400	477,000	556,500	795,000	954,000	1,351,500
	.46	.609	.677	.793	.858	1.028	1.126	1.34
1	20 kV Conventional							
1.25	20 kV Conventional							
1.5	30 kV Conventional							
1.5	40 kV SU System							
2	30 kV Conventional							
2	40 kV SU System							
2.5	30 kV Conventional							
2.5	40 kV SU System							

LINEHOSE – CONVENTIONAL SYSTEM

CONVENTIONAL STYLE LINE HOSE is available in orange Type II SALCOR®. SALCOR® remains flexible even in cold weather and it is not damaged by ozone or ultraviolet rays. Each line hose has Salisbury's RIB-GRIP® Locking System. The straight or connector end style is available in three sizes: 1" and 1.25" I.D. rated at 17 kV, Class 2 and 1.5" I.D. rated at 26.5 kV Class 3.

STRAIGHT STYLE SALCOR® HOSE is also available in 2" or 2.5" I.D. rated at Class 3.

CONVENTIONAL LINE HOSE CONNECTORS are made from Type II orange SALCOR® and can be use on 1", 1.25" or 1.5" I.D. conventional line hose. To connect 2" and 2.5" I.D. conventional line hose, use the SU System Connector.

THE TIGHTEST GRIP IN THE INDUSTRY

The self-locking lip, that Salisbury patented, prevents line hose from coming off the conductor after an installation and making adjustments, the angle of connection shifts, causing line hose and covers to separate. To prevent this, Salisbury developed an ingenious solution for ensuring that any two protective devices would hold together yet still be easy for a lineman to assemble and take apart.

RIB-GRIP® construction takes advantage of rubber's natural tendency to grip and tighten its grip through compression. By creating curving rib configurations slit at a specific angle, two pieces easily slip together but resist coming apart. To quickly disengage the lineman needs only to compress the rubber on either side.

RIB-GRIP® Locking System



Sectional view of typical insulator cover showing arrangement of ribs. Ribs are engineer to grip the serrations on its corresponding line hose, regardless of angle.



A row of serrations on both sides of the connector line hose grips snugly inside the large arm of insulator covers.



Saw-tooth serrations on the ends of the line hose are angled to make it easy to insert, but resist coming apart.



Connector end line hose with rubber ribs grasp tightly and hold an adjoining length of hose.

SALISBURY LINEHOSE AND CONNECTORS

CAT. NO.	CLASS	TYPE	DIMENSIONS
SALCOR® STRAIGHT LINE HOSE			
OR100-3	2	II	1" x 3'
OR100-45	2	II	1" x 4.5'
OR100-6	2	II	1" x 6'
OR125-3	2	II	1.25" x 3'
OR125-45	2	II	1.25" x 4.5'
OR125-6	2	II	1.25" x 6'
OR150-3	3	II	1.5" x 3'
OR150-45	3	II	1.5" x 4.5'
OR150-6	3	II	1.5" x 6'
OR200-3	3	II	2" x 3'
OR200-45	3	II	2" x 4.5'
OR200-6	3	II	2" x 6'
OR250-3	3	II	2.5" x 3'
OR250-45	3	II	2.5" x 4.5'
OR250-6	3	II	2.5" x 6'


SALCOR® CONNECTOR END LINE HOSE

OR100-3C	2	II	1" x 3'
OR100-45C	2	II	1" x 4.5'
OR100-6C	2	II	1" x 6'
OR125-3C	2	II	1.25" x 3'
OR125-45C	2	II	1.25" x 4.5'
OR125-6C	2	II	1.25" x 6'
OR150-3C	3	II	1.5" x 3'
OR150-45C	3	II	1.5" x 4.5'
OR150-6C	3	II	1.5" x 6'

LINE HOSE CONNECTORS

ORC100	2	II	1" x 1'
ORC125	2	II	1.25" x 1'
ORC150	3	II	1.5" x 1'

ALL LINE HOSE COMPLIES WITH CURRENT ASTM D1050 SPECIFICATIONS



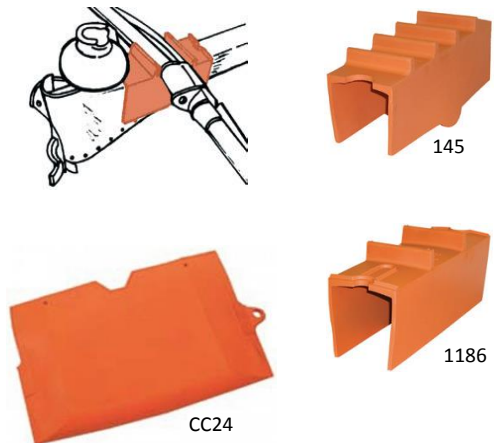
PROTECTORS AND COVERS – CONVENTIONAL SYSTEM

INSULATOR COVERS, in orange, weather resistant Type II SALCOR®, are used with conventional line hose to cover pin-type insulators. All covers feature RIB-GRIP® construction to lock to the underside of the insulators. The large diameter arm overlaps the small arm of the adjoining cover on double arm constructions which provides complete insulation at the joint regardless of the varying distance between pins.

DEAD END PROTECTORS cover 4.25" and 6" bells or polymer insulators with skirt diameter of less than 6". The protectors are made from orange Type II SALCOR® with RIB-GRIP® construction.

CROSS ARM COVERS reduce electrical stresses on line hose or jumpers. Cross Arm Covers fit standard cross arm pin spacing and each unit has interior ribs to minimize shifting on the arm.

Flexible **CUTOUT COVERS** can be used for overhead cutouts as well as for underground pad-mount applications.



SALISBURY PROTECTORS AND COVERS

CAT NO.	CLASS	DESCRIPTION (IN.)		DIMENSIONS
FOR USE WITH				
INSULATOR CLASS LINE HOSE SIZE				
INSULATOR COVERS				
OFRG	2	55-1/2/3	1"	14.5" x 5"
OJRG	2	55-4	1"	16" x 6.5"
OKRG	3	55-5	1.25", 1.5"	16" x 8"

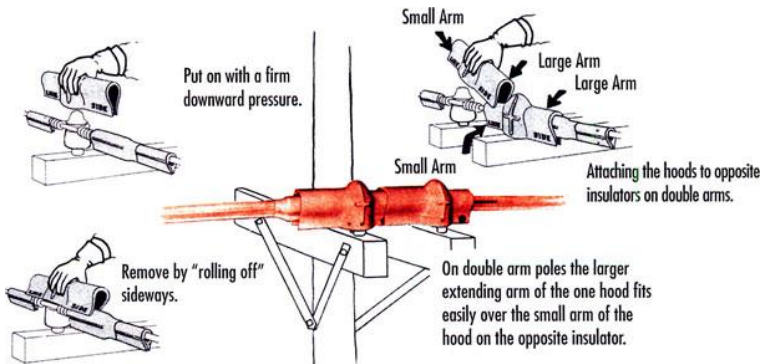
FOR USE WITH				
BELL SIZE LINE HOSE SIZE				
INSULATOR COVERS				
OR101	2	2-6"	1"	6.5" x 23"
OR114	3	1-4.25"	1.5"	1.75" x 14"
OR124	3	2-4.25"	1.5"	4.75" x 29"

FOR USE ON				
CROSS ARMS UP TO				
CROSS ARM COVERS				
145	2	4" X 4.5"		14.5" x 4.63" x 4.15"
1186	4	5.5" x 6"		17" x 6" x 5.5"

CUTOUT COVERS				
CC24	2	-		24" x 15" x 3.5"
CC30	4	-		30" x 20" x 7"

REPLACEMENT STRAPS				
N24	-	For 114 & 124 Series		.75 x 30"
N36	-	For 101 Series		.75 x 36"

ALL COVERS COMPLY WITH CURRENT ASTM D1049 SPECIFICATIONS



LINEHOSE

SHORT-LIP FLEXIBLE LINE HOSE

Low Weight, High Performance:

- Much lighter in weight than other flexible dielectric cover-up
- Helps protect workers from accidental contact with conductors
- In accordance with ASTM D1050-90, Chance ozone/corona-resistant thermoplastic elastomer offers excellent performance properties
- Does not absorb water

Easy to Handle and Place:

- Outer lip peels back with ease to open and start onto a conductor from either end
- With a push at the other end, full length slides on as lips zip closed around conductor
- To remove each piece, open one end and strip the remainder off the conductor

Excellent Color Retention:

- Effectively retains original color
- Superior resistance to long-term ageing/checking



Serrated external ribs permit coupler to engage grooves inside long arm on flexible hoods



Resilient lips overlap to surround conductor



Interchangeable with other flexible cover-up brands



Style A, Plain Both Ends

CAT NO	LENGTH	LBS
--------	--------	-----

1 ¼" Diameter, 17kV, Class 2

C4060294	3'	2.27
C4060295	4.5'	3.41
C4060296	6'	4.55

1 ½" Diameter, 26.5kV, Class 3

C4060297	3'	3.11
C4060298	4.5'	4.66
C4060299	6'	6.22



Style B, Coupler, One End

CAT NO	LENGTH	LBS
--------	--------	-----

1 ¼" Diameter, 17kV, Class 2

C4060304	3'	3.17
C4060305	4.5'	4.31
C4060306	6'	5.44

1 ½" Diameter, 26.5kV, Class 3

C4060307	3'	4.09
C4060308	4.5'	5.64
C4060309	6'	7.2

CHANCE COVER-UP EQUIPMENT

COVERS – CONDUCTOR, INSULATORS & DEADENDS

FEATURES AND APPLICATIONS:

- 36.6 kV Phase-to-Phase, ASTM Class 4
- In accordance with ASTM F712
- A versatile system of covering up a variety of configurations on distribution systems
- Conductor and insulator units mate together to cover pin-type or post-type insulator construction
- Units virtually surround hot parts and hardware to give linemen extra protection when rubber gloving or using hot sticks
- Each item is fitted with an adapter for multi-position handling by Grip-All clamp sticks
- High-density, bright orange polyethylene in uniform wall thickness
- Excellent dielectric/puncture strength and perform well from -50°-170°F
- Ultra-violet stabilizers in material help inhibit degradation as a result of atmospheric exposure
- Special slits in insulator covers help locate the conductor and hardware when installing covers
- Maximum conductor size is 666 kcmil ASCR



Insulator Cover couples with Conductor Cover using Hot Sticks or Rubber Gloves



Deadend Cover couples with Conductor Cover using Hot Sticks or Rubber Gloves. (Must be used with Rubber Insulating Blanket)



PSC4032879
Grip-All Adapter replacement Kit



C4060514GA



Insulator Cover



Deadend Cover

CAT NO	DESCRIPTION	LBS
C4060514GA	5' Conductor Cover	5.25
C4060557	12" Insulator Cover	3.0
C4060557L	16 1/2" Insulator Cover	3.5
C4060537	Deadend Cover	5.25

POLE COVERS

FEATURES AND APPLICATIONS:

- In accordance with ASTM F712
- Meet Class 4 requirements
- Protect personnel when raising or lowering a pole between energized lines
- Cover poles during rubber glove maintenance in confined areas
- High dielectric linear polyethylene covers will not flash flame
- This material will have some softening without deformation at approximately 170°F, and it will resist brittleness at temperatures to -50°F
- All Chance pole covers are ribbed to reduce cover contact with the pole, thus minimizing creosote contamination
- Nylon button on 4' and 6' lengths allows pole covers to be joined together in tandem, where longer lengths are required
- Rope handles help to easily spread the covers and snap them around the pole (rubber gloves must be worn)



CAT NO	OVERALL LENGTH	LBS
--------	----------------	-----

6" Diameter Pole Covers

C4060550	48" overall length	6.5
C4060551	72" overall length	9.5

9" Diameter Pole Covers

M49371	12" long	2.5
M49372	24" long	4.0
M49374	48" long	9.0
M49376	72" long	13.0


12" Diameter Pole Covers

C4060029	24" long	5.5
C4060030	48" long	11.0
C4060000	72" long	16.0

CAT NO	DESCRIPTION	LBS
C4060547	Rope Lock Assembly	1.5
C4060564	Replacement rope ½"x7'	.5

ROPE LOCK ASSEMBLY

- Secures pole covers on metal, concrete, composite or wood poles
- Easy to place and remove
- For use on 6", 9" or 12" diameter poles



HASTINGS COVER UP EQUIPMENT

LINE HOSE

FEATURES AND BENEFITS:

- Light weight – 1/3 the weight of similar rubber hoses
- Different lengths are available
- Snap together feature with male and female connecting ends
- High visibility yellow color
- Smooth polyethylene surface



CAT. NO.	LENGTH	RATING: PHASE TO PHASE	RATING: PHASE TO GROUND	CLASS	LBS
6050	5'	15 kV	8.4 kV	2	1.9
6060	6'	15 kV	8.4 kV	2	2.3
6055	5'	26.4 kV	15.3 kV	3	3.8
6065	6'	26.4 kV	15.3 kV	3	4.4

CROSS ARM GUARD

FEATURES AND BENEFITS:

- Designed for easy installation and removal
- Rated at 15 kV phase to ground
- Equipped with eye and can be installed with all shotgun hot sticks
- Fits distribution and sub transmission arm sizes
- Sides are slotted so guards can be installed over double arming bolts



CAT. NO.	DESCRIPTION	LBS
12012	Cross Arm Guard	2.5

POLE GUARDS

FEATURES AND BENEFITS:

- Designed for easy installation and removal
- Rated at 35 kV
- Corrugated design allows unit to be easily opened for installing
- Includes rubber straps for securing
- Fits poles 6" to 12" in diameter



CAT. NO.	DESCRIPTION	LBS
11924	2' Pole Guard	6.0
11926	4' Pole Guard	12.0
11927	6' Pole Guard	18.5

HASTINGS COVER UP EQUIPMENT

LINE GUARDS & INSULATOR COVERS – 15/25 kV

FEATURES AND BENEFITS:

- 15/25 kV – Guards are designed for use on conductor sizes 6 solid through 666.6 26/7 ACSR
- Designed for easy installation and removal
- Line Guards are 4'6" long
- Equipped with eye and can be installed with all shotgun hotsticks
- Interlocking male and female ends allow as many guards as needed to be installed on conductors



CAT. NO.	DESCRIPTION	RATING: PHASE TO PHASE	RATING: PHASE TO GROUND	LBS
12936	15/25 kV Line Guard w/shotgun eye	26.4 kV	15.3 kV	4.0
12528	15/25 kV Insulated Hood for single pins	26.4 kV	15.3 kV	2.0
12527	15/25 kV Insulated Hood for double pins	26.4 kV	15.3 kV	4.0

HASTINGS COVER UP EQUIPMENT

LINE GUARDS & INSULATOR COVERS – 35, 46 & 69 kV

FEATURES AND BENEFITS:

- 35 kV, 46 kV & 69 kV
- Wire Range - Guards are designed to accept all sizes up to and including 1,272 MCM 45/7 ACSR
- Designed for easy installation and removal
- Line Guards are 4'6" long
- Equipped with eye and can be installed with all shotgun hot sticks
- Interlocking male and female ends allow as many guards as needed to be installed on conductors



CAT. NO.	DESCRIPTION	RATING: PHASE TO PHASE	RATING: PHASE TO GROUND	LBS
6010	35 kV Line Guard w/ shotgun eye	36.6 kV	21.1 kV	8.0
6011	35 kV Line Guard w/4' installing stick	36.6 kV	21.1 kV	8.5
9144	35 kV Insulated Hood, single pin, 22" long	*	*	5.0
9770	35 kV Insulated Hood, double pin, adjustable to 27", 32" or 37"	*	*	7.5
6012	46 kV Line Guard w/shotgun eye	48.3 kV	27 kV	9.0
6013	46 kV Line Guard w/4' installing stick	48.3 kV	27 kV	9.5
12000	69 kV Line Guard w/shotgun eye	72.5 kV	41.8 kV	9.0
12001	69 kV Line Guard w/4' installing stick	72.5 kV	41.8 kV	9.5

* Voltage Rating

35 kV if used with 6010 or 6011 Guards

46 kV if used with 6012 or 6013 Guards

69 kV if used with 12000 or 12001 Guards

SALISBURY ARC FLASH PROTECTION

ARC FLASH PROTECTION – FACE SHIELDS

AS1200HAT and AS2000HAT - Salisbury's revolutionary AS1200HAT and AS2000HAT are Weight Balancing Arc Flash Protection Face Shields. The shield stows in a balanced, compact position, centered over the top of the hard hat when not in use. The AS1200HAT has an ATPV rating of 12 cal/cm² and the AS2000HAT has an ATPV rating of 20 cal/cm². Both utilize nanotechnology to provide a clearer, more transparent window for improved visibility. The face shield unit includes ventilation ribs that allow a natural convection air flow through the top of the face shield. This reduces fogging of the visor, lowers CO₂ levels and improves comfort for the user.



AS1200HAT & AS2000HAT SERIES

7.5" x 20" viewing area

Extra light tint

.06" thick

Absorbs >99.9% of harmful UV radiation

Resistant to fogging

Meets current ANSI Z87.1 and is CSA standard compliant

Tested to ASTM F2178 specifications

CAT NO.

DESCRIPTION

CAT NO.	DESCRIPTION
AS2000HAT	20 cal/cm ² , arc flash protection face shield unit w/SA79R03 hard hat
AS2000HAT-CLR	AS2000HAT w/transparent chin guard
AS2000	20 cal/cm ² , arc flash protection face shield unit
AS2000FB	20 cal/cm ² , arc flash protection face shield unit for full brim hard hats
AS1200HAT	12 cal/cm ² , weight balancing arc flash protection face shield unit hard hat
AS1200HAT-CLR	AS1200HAT w/transparent chin guard
AS1200PPC	12 cal/cm ² , weight balancing arc flash protection face shield unit. Made of Premium Polycarbonate w/permanent anti-fog/anti-scratch coating.
AS1200CLR-PPC	AS1200HAT w/transparent chin guard. Made of Premium Polycarbonate w/permanent anti-fog/anti-scratch coating.
AS1200	12 cal/cm ² , weight balancing arc flash protection face shield unit

ARC FLASH PROTECTION – OPTIONAL ACCESSORIES

AFLENS ANTI-FOG INNER LENS

- * Includes an air spaced design that decreases fogging
- * Natural convection air flow design also helps minimize fogging
- * Shield meets the ASTM requirements for an Anti-Fog Lens

ASFL FLAME RESISTANT ATTACHABLE TASK LIGHTS

The arc tested ASFL arc rated task light features a high intensity long lasting white LED lamp with an overall brightness of 35 lumens. From a 24” distance, the beam is approximately 6-7” diameter. The high intensity illumination is very useful when working up close. 2 AAA batteries provide 14-15 hours of high brightness.

AS12CLR TRANSPARENT CHIN GUARD

The AS12CLR Transparent Chin Guard dramatically increases the user’s peripheral view. The enhanced viewing area increases worker performance and productivity. The highly transparent chin guard allows improved awareness and greater safety.

CAT NO.	DESCRIPTION
AS1200	Weight balancing arc flash protection face shield unit
AS1200FB	12 cal/cm ² , Universal fit, arc flash protection face shield unit for full brim hard hats
AS12ORG-FB	Orange chin guard for AS1200FB
AS12CLR-FB	Transparent chin guard for AS1200 series full brim
AS1200FS-FB	Replacement face shield/window 12 cal/cm ² for AS1200U
AS1200U	12 cal/cm ² , Universal fit, arc flash protection face shield unit for full brim hard hats
AS1200FS	Replacement window for AS1200 series front brim
AFLENS	Anti-fog inner lens
ASFL	Arc rated attachable task light
AS12CLIP	Replacement clips set (2) for AS1200HAT shield
FLCLIP	Attachable task light clip (1)
FLKIT	Attachable task light and FLCLIP
AS12CLR	Transparent chin guard
AFLENSU	Inner Anti-Fog Lens for PRO-HOOD®
ASBAG	Large face shield storage bag w/drawstring closure & fleece line interior



FLKIT



ASFL



ASBAG



AS12CLIP



FLCLIP (1)



AS12CLR

SALISBURY ARC FLASH PROTECTION

AS1000 SERIES

- 10 cal/cm² ATPV rating when used with the included chin cup
- 7.5" x 20" viewing area
- Extra light tint
- Face shield made from Standard Poly Carbonate
- .06" Thick
- Absorbs >99.9% of harmful UV radiation
- Resistant to fogging
- Shield meets current ANSI Z78.1 and tested to ASTM F2178 specifications
- Made with standard poly-carbonate material



4-Point Ratcheting Replacement
Nylon Suspension



CAT NO.	DESCRIPTION
AS1000	AS1000FS Shield w/integrated chin protector & slotted ASSLB BRACKET. Fits most slotted front brim hard hats.
AS1000U	AS1000FS Shield w/integrated chin protector & universal BRACKET. Fits most slotted front brim hard hats.
AS1000FB	AS1000FS Shield w/integrated chin protector & universal FB BRACKET. Fits most slotted front brim hard hats.
AS1000HAT	AS1000 w/ SA79R front brim hard hat
SA79*	Peak front brim hard hat with rain trough, 4-Point nylon suspension, pin-lock adjustment. ANSI & CSA Type I, Class E. Dielectrically rated. ANSI Z89.1-2003
SA79R*	Peak front brim hard hat with rain trough, 4-Point nylon suspension, ratcheting adjustment. ANSI & CSA Type I, Class E. Dielectrically rated. ANSI Z89.1-2003

ARC FLASH PROTECTION – FACE SHIELD KITS

The **AS1000HAT**, **AS1200HAT** & **AS2000HAT KITS** make your Personal Protective Equipment purchasing even easier. These convenient kits contain an AS1000HAT or AS1200HAT or AS2000HAT, a 10 cal/cm² or 12 cal/cm² or 20 cal/cm² ATPV rated AFHOOD, safety glasses and an ASBAG.



CAT NO.

DESCRIPTION

SKA10	ATPV 10 cal/cm ² Kit – 10 cal/cm ² AFHOOD with 10 cal/cm ² AS1000HAT, ANSI rated safety glasses and ASBAG.
SKA12	ATPV 12 cal/cm ² Kit – 12 cal/cm ² AFHOOD with 12 cal/cm ² AS1200HAT, ANSI rated safety glasses and ASBAG.
SKA20	ATPV 20 cal/cm ² Kit – 20 cal/cm ² AFHOOD with 20 cal/cm ² AS2000HAT, ANSI rated safety glasses and ASBAG.

ARC FLASH PROTECTION – REPLACEMENT BRACKETS

CAT NO.	DESCRIPTION
BRACKET	Universal dielectric hard hat bracket. Used with front brim hard hats.
FBBRACKET	Universal dielectric hard hat bracket. Used with full brim hard hats.
ASSLB	Dielectric hard hat bracket, fits slotted front brim hard hats. Used with all AS1000 Series lenses.



ASSLB



FBBRACKET



BRACKET

ARC FLASH PROTECTION – HOODS (BALACLAVA)

SALISBURY'S ARC FLASH RATED HOODS (Balaclava) create 360° head and neck protection from arc flash dangers when used with an AS1000, AS1200 or AS2000 Series Face Shield/Hard Hat/Chin Cup Unit. Each Arc Flash Hood is made from two layers of rib knit material and has an elastic face opening that maintains its shape and size.

CAT NO.	DESCRIPTION
AFHOOD10	10 cal/cm ² Protection
AFHOOD12	12 cal/cm ² Protection
AFHOOD20	20 cal/cm ² Protection
AFHOOD28FF	28 cal/cm ² Protection
AFHOOD28EO	28 cal/cm ² Protection, 2-eye hood



AFHOOD10



AFHOOD20



AFHOOD28EO

ARC FLASH PROTECTION – PRO-WEAR® LIFT FRONT HOOD

40 cal/cm² HRC 4

Salisbury's **PRO-WEAR® Lift Front Hood** is a unique hybrid combination hood that is lighter and more comfortable to wear than a standard arc flash hood. The combination of a wider face shield and transparent chin guard more than doubles the vertical peripheral vision one would experience while wearing a standard hood and offers the user greater outward visibility and access to natural light.

The Lift Front Hood is comprised of 60% less fabric than standard arc flash hoods. This reduction in fabric allows for more natural head movement and eliminates the need for frequent hood adjustments due to shifts in the excess fabric.

In addition to increased visibility and comfort, the Lift Front Hood offers an extra level of safety protection for the user as it allows for increased breathability. The industrial bracket design creates a natural ventilation system that allows carbon dioxide and heat to escape as it rises from the body.

FEATURES AND BENEFITS OF PREMIUM POLY-CARBONATE FACE SHIELDS:

- * Anti-fog and anti-scratch resistant coating
- * Increased warp resistance
- * Improved outdoor exposure
- * Enhanced color recognition



CAT NO.	DESCRIPTION
LFH40	40 cal, 2 layer, 9oz/yd ² over 9oz/yd ²
LFH40-FL	40 cal, 2 layer, 9oz/yd ² over 9oz/yd ² with two ASFL and two FLCLIP
LFH40PLT	40 cal Premium Light Weight, 2 layer, 5oz/yd ² over 6oz/yd ²
LFH40PLT-FL	40 cal Premium Light Weight, 2 layer, 5oz/yd ² over 6oz/yd ² with two ASFL and two FLCLIP



LFH40PLT-FL

ARC FLASH PROTECTION – PRO-WEAR® CLOTHING KITS MATERIAL WEIGHTS AND SIZING

PRODUCT: COVERALL

Measurements in inches

SIZE	A	B	D	E
Small	40	34	36	29
Medium	44	35	40	30
Large	48	36	44	30
XL	52	38	48	30
2XL	56	39	52	31
3XL	60	39	56	31
4XL	64	40	60	32
5XL	68	40	64	32
6XL	72	40	68	32

PRODUCT: COAT

Measurements in inches

SIZE	A	B	C
Small	44	35	32
Medium	48	36	32
Large	52	37	32
XL	56	38	32
2XL	60	39	32
3XL	64	40	32
4XL	68	40	32
5XL	72	40	32
6XL	76	40	32

PRODUCT: BIB OVERALL

Measurements in inches

SIZE	D	E	F
Small	44	30	54
Medium	48	30	55
Large	52	30	56
XL	56	30	57
2XL	60	30	58
3XL	64	30	59
4XL	68	30	60
5XL	72	30	61
6XL	76	30	62

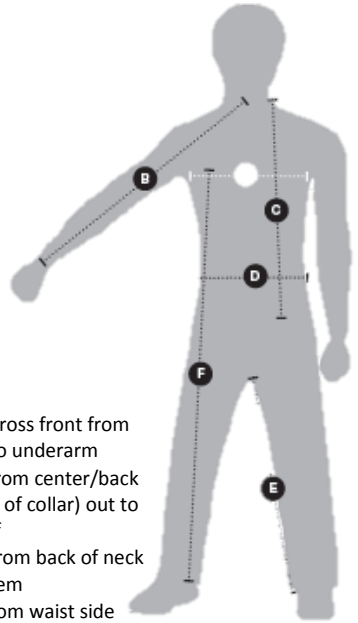
PRODUCT: OVERPANTS

Measurements in inches

SIZE	D	E
Small	38	30
Medium	42	30
Large	46	30
XL	50	30
2XL	54	30
3XL	58	30
4XL	62	30
5XL	66	30
6XL	70	30

HOW TO MEASURE

- A Chest** – measure across front from underarm to underarm
- B Sleeve** – measure from center/back neck (base of collar) out to end of cuff
- C Length** – measure from back of neck down to hem
- D Waist** – measure from waist side seam to side seam
- E Inseam** – measure from mid crotch down to leg hem
- F Length** – measure from top of bib down to pant hem



SALISBURY ARC FLASH PROTECTION

MATERIAL WEIGHT FOR ATPV RATINGS

ATPV Rating cal/cm ²	MATERIAL WEIGHT
8	7 oz/yd ²
12	9 oz/yd ²
20	13 oz/yd ²
31	2 layers - 7 oz/yd ² over 7 oz/yd ²
40	2 layers - 9 oz/yd ² over 9 oz/yd ²
40-PLT	Approximately 30% lighter fabric weight than standard 40 cal garment. 2 layers - 5 oz/yd ² & 6 oz/yd ²
55	2 layers - 13 oz/yd ² & 13 oz/yd ²
75	3 layers - 13 oz/yd ² over 9 oz/yd ² over 7 oz/yd ²
100	Fabric ensemble composed of six fabric layers as follows: 10 oz/yd ² , 8.0 oz/yd ² & 4 layer quilt with total quilt weight of 10 oz/yd ²

QUICK REFERENCE CHART

CAT NO.	Size of Garments	ATPV Rating cal/cm ²
SK8	S,M,L,XL,2XL or 3XL	8
SKCA8	S,M,L,XL,2XL or 3XL	8
SK11	S,M,L,XL,2XL or 3XL	12
SKCA11	S,M,L,XL,2XL or 3XL	12
SK20	S,M,L,XL,2XL or 3XL	20
SK31	S,M,L,XL,2XL or 3XL	31
SK40	S,M,L,XL,2XL or 3XL	40
SK40PLT	S,M,L,XL,2XL or 3XL	40
SK55	S,M,L,XL,2XL or 3XL	55
SK75	S,M,L,XL,2XL or 3XL	75
SK100	S,M,L,XL,2XL or 3XL	100

Example:

SK20XL is a clothing kit with a rating of 20 cal/cm² that contains coat and bib overalls size extra-large, hard hat, hood, safety glasses and storage bag



ARC FLASH PROTECTION – PRO-HOOD®

8 - 100 cal/cm²

PRO-HOOD® ARC FLASH PROTECTION HOODS

8cal/cm² to 100 cal/cm² ATPV ratings

8cal/cm² to 75 cal/cm² Hoods are made from arc flash resistant material

100 cal/cm² Hood is made from proprietary fabric blend

Sewn with Nomex® thread

Arc rated 10" x 20" anti-fogging replaceable lens

Slotted bracket

Hook and pile tabs to attach Salisbury's PRO-AIR™ belt mounted compact air system

One size fits all

Meet current ASTM F2178 and NFPA 70E standard and the flammability

Requirements for ASTM F1506



FH40GY



FH31RB



FH40PLT

CAT NO.	DESCRIPTION
FH8BL	8 cal/cm ² , Navy Blue
FH11BL	12 cal/cm ² , Navy Blue
FH20BL	20 cal/cm ² , Navy Blue
FH31RB	31 cal/cm ² , Royal Blue
FH40GY	40 cal/cm ² , Gray
LFH40	40 cal/cm ² , Lift Front Hood, Green
LFH40PLT	40 cal/cm ² , Lift Front Hood, Premium Light Weight, Green
FH40PLT	40 cal/cm ² Premium Light Weight, Green
FH55GY*	55 cal/cm ² , Gray
FH75GY*	75 cal/cm ² , Gray
FH100TW*	100 cal/cm ² , Khaki, TuffWeld®

ALL INCLUDE PREMIUM POLY-CARBONATE FACESHIELD

* NFPA 70E does not have a PPE category above 40 cal/cm²

ARC FLASH PROTECTION – PRO-AIR™ AIR FLOW HOOD SYSTEM

8 - 100 cal/cm²

Salisbury **PRO-AIR™ AIR FLOW HOOD SYSTEM** is integrated with Salisbury's PRO-HOOD® Arc Flash Protection Hood. Now, all Salisbury PRO-HOOD® Arc Flash Protection Hoods are available with an optional integrated cooling system. This provides additional air flow and cools the worker. This unit is excellent in warm conditions or confined spaces. The easy to wear system is light weight, compact and easy to use. The system is designed to provide the worker with approximately 50cfm of air flow throughout the breathing zone. The unit is powered by 8 AA batteries and is designed to maintain a useful continuous life of up to 35 hours at 80cfm. The unit is non-filtered and is not considered a respirator.

CAT NO.	DESCRIPTION
FH8BL-C	8 cal/cm ² Arc Flash Hood w/ Air System
FH11BL-C	12 cal/cm ² Arc Flash Hood w/ Air System
FH20BL-C	20 cal/cm ² Arc Flash Hood w/ Air System
FH31RB-C	31 cal/cm ² Arc Flash Hood w/ Air System
FH40GY-C	40 cal/cm ² Arc Flash Hood w/ Air System
FH40PLT-C	40 cal/cm ² Premium Light Weight Arc Flash Hood w/ Air System
FH55GY-C	55 cal/cm ² Arc Flash Hood w/ Air System
FH75GY-C	75 cal/cm ² Arc Flash Hood w/ Air System
FH100TW-C	100 cal/cm ² Arc Flash Hood w/ Air System

ALL INCLUDE PREMIUM POLY-CARBONATE FACESHIELD



FH8BL-C
FH11BL-C
FH20BL-C



FH40PLT-C



FH40GY-C
FH55GY-C

ARC FLASH PROTECTION – PRO-WEAR® COATS

8 - 100 cal/cm²

ARC FLASH PROTECTION COATS

- 8 cal/cm² to 100 cal/cm² ATPV ratings
- 8 cal/cm² to 75 cal/cm² coats are made from arc flash resistant material
- 100 cal/cm² coat is made from TuffWeld® and Q/9® material layers
- Sewn with Nomex® thread
- 32" Long
- Nomex® wristlets
- Dual stage front closure with high temperature plastic zipper on the 31-100 cal/cm² Coats
- Arc Rated hook and pile storm flap
- Coats are intended to be used with PRO-HOODS
- Meets current ASTM F1506 and NFPA 70E standards
- Standard sizing includes size S-3XL. Other sizes are available by special order.



ACC4032PLT

CAT NO.

DESCRIPTION

ACC832BL	8 cal/cm ² , Navy Blue
ACC1132BL	12 cal/cm ² , Navy Blue
ACC2032BL	20 cal/cm ² , Navy Blue
ACC3132RB	31 cal/cm ² , Royal Blue
ACC4032GY	40 cal/cm ² , Gray
ACC4032PLT	40 cal/cm ² , Premium Light Weight, Green
ACC5532GY	55 cal/cm ² , Gray
ACC7532GY	75 cal/cm ² , Gray
ACC10032TW	100 cal/cm ² , Khaki, TuffWeld®

Add suffix for desired size: S-3XL.

Example: ACC832BL-XL



ACC2032BL



ACC10032TW

ARC FLASH PROTECTION – PRO-WEAR® BIB OVERALLS

8 - 100 cal/cm²

ARC FLASH PROTECTION BIB OVERALLS

- 8 cal/cm² to 100 cal/cm² ATPV ratings
- 8cal/cm² to 75 cal/cm² Bib overalls are made from arc flash resistant material
- 100 cal/cm² Bib overalls are made from TuffWeld® and Q/9® material layers
- Sewn with Nomex® thread
- Integrated heavy duty suspenders
- Relaxed cut for greater mobility
- 30" Inseam
- Adjustable hook and pile waist straps
- Bib front for added protection
- Adjustable gussets on pant cuffs
- Meets current ASTM F1506 and NFPA 70E standards
- Standard sizing includes size S-3XL. Other sizes are available by special order.

CAT NO.	DESCRIPTION
ACB830BL	8 cal/cm ² , Navy Blue
ACB1130BL	12 cal/cm ² , Navy Blue
ACB2030BL	20 cal/cm ² , Navy Blue
ACB3130RB	31 cal/cm ² , Royal Blue
ACB4030GY	40 cal/cm ² , Gray
ACB4030PLT	40 cal/cm ² , Premium Light Weight, Green
ACB5530GY	55 cal/cm ² , Gray
ACB7530GY	75 cal/cm ² , Gray
ACB10030TW	100 cal/cm ² , Khaki, TuffWeld®

Add suffix for desired size: S – 3XL

Example: ACB2030BL-XL



ACB4030PLT



ACB2030BL



ACB10030TW

ARC FLASH PROTECTION – PRO-WEAR® PREMIUM COVERALLS & OVERPANTS 8 - 20 cal/cm²

ARC FLASH PROTECTION COVERALLS

- 8 cal/cm² to 20 cal/cm² ATPV ratings
- Made from arc flash resistant material
- Sewn with Nomex® thread
- Full cut with set in sleeves
- Arc rated hook and pile front closure
- 30" Inseam
- Expansion back
- 2-ply Nomex® wristlets
- Hook and pile cuff opening
- Meets current ASTM F1506 and NFPA 70E standards
- Standard sizing includes size S-3XL.
Other sizes are available by special order.



CAT NO.	DESCRIPTION
ACCA8BL	8 cal/cm ² , Navy Blue
ACCA11BL	12 cal/cm ² , Navy Blue
ACCA20BL	20 cal/cm ² , Navy Blue

Add suffix for desired size: S – 3XL

Example: ACCA11BL-XL



ARC FLASH PROTECTION OVERPANTS

- Overpants have a full elastic waistband with arc rated hook and pile front closure
- 30" Inseam
- Overpants have hook and pile cuff adjustment
- Loose design and flared legs to easily go over existing work clothes

CAT NO.	DESCRIPTION
ACP830BL	8 cal/cm ² , Navy Blue
ACP1130BL	12 cal/cm ² , Navy Blue
ACP2030BL	20 cal/cm ² , Navy Blue

Add suffix for desired size: S – 3XL

Example: ACP2030BL-XL

ARC FLASH PROTECTION – PRO-WEAR® PREMIUM COAT & PANT KITS 8 & 12 cal/cm²

ARC FLASH SAFETY 8 - 12 cal/cm² COAT & PANT KITS are clothing kits containing coats, pants, AS1000HAT, ATPV rated AFHOOD, safety glasses and appropriate storage bags.

CAT NO.	DESCRIPTION
SKC8	8 cal/cm ² : ACC832BL Coat, SKBAG, AS1000HAT, AFHOOD10, safety glasses and ASBAG
SKCP8	8 cal/cm ² : ACC832BL Coat, ACP830BL Pants, SKBAG, AS1000HAT, AFHOOD10, safety glasses and ASBAG
SKCP11	12 cal/cm ² : ACC1132BL coat, ACP1130BL Pants, SKBAG, AS1000HAT, AFHOOD10, safety glasses and ASBAG

Add suffix “-1200” to replace the AS1000HAT with the AS1200HAT
Add suffix for desired size: S – 3XL. Example: SKCP11-XL

ARC FLASH PROTECTION – PRO-WEAR® PREMIUM COVERALL KITS 8 & 12 cal/cm²

ARC FLASH SAFETY 8 & 12 cal/cm² COVERALL KITS are clothing kits containing arc flash coveralls in an ATPV rating of either 8 cal/cm² or 12 cal/cm², an AS1000HAT, ATPV rated AFHOOD, safety glasses and appropriate storage bags.



CAT NO.	DESCRIPTION
SKCA8	8 cal/cm ² : Coveralls, SKBAG, AS1000HAT, AFHOOD10, safety glasses and ASBAG
SKCA11	12 cal/cm ² : Coveralls, SKBAG, AS1200HAT, AFHOOD20, safety glasses and ASBAG

Add suffix “-1200” to replace the AS1000HAT with the AS1200HAT
Add suffix for desired size: S – 3XL. Example: SKCA8-XL

(Gloves and glove bag not included in kit)

ARC FLASH PROTECTION – PRO-WEAR® BIB OVERALL KITS 8-12-20 cal/cm²

PRO-WEAR® ARC FLASH PERSONAL PROTECTIVE EQUIPMENT KITS contain arc flash coat, bib overalls, PRO-HOOD®, hard hat, safety glasses and storage bag. The kits are available in ATPV ratings of 8, 12, 20 and 31 cal/cm².

CAT NO.	DESCRIPTION
SK8	8 cal/cm ² : Coat, Bib Overalls, PRO-HOOD®, hard hat, safety glasses and SKBAG
SK11	12 cal/cm ² : Coat, Bib Overalls, PRO-HOOD®, hard hat, safety glasses and SKBAG
SK20	20 cal/cm ² : Coat, Bib Overalls, PRO-HOOD®, hard hat, safety glasses and SKBAG
SK31	31 cal/cm ² : Coat, Bib Overalls, PRO-HOOD®, hard hat, safety glasses and SKBAG

Add suffix for desired size: S – 3XL. Example: SK20-XL



ARC FLASH PROTECTION – PRO-WEAR® PREMIUM LIGHT WEIGHT 40 cal/cm²

SALISBURY PREMIUM LIGHT WEIGHT PRO-WEAR® ARC FLASH PERSONAL PROTECTION EQUIPMENT has a total fabric weight of 11 oz/yd² as compared to the standard 40 cal garment with a fabric weight of 18 oz/yd². This material is the lightest available and meets all the necessary standards to keep you safe from arc flash. Keep cooler and improve worker comfort without compromising safety. Complies with NFPA 70E PPE Category 4. Meets current ASTM F1506-02A, ASTM F1959M/F1959M-99 standards

THE SALISBURY ADVANTAGE

Lightest available 11 oz/yd² total fabric weight for ease of movement and keeping cooler longer. PRO-HOOD® includes the most transparent lens available and optional cooling system. Longer coat creates better body coverage while working overhead. Adjustable gussets on overall cuffs. Available individually (coat, hood, overalls) or in kits. Standard sizing includes size S-3XL. Other sizes are available by special order.



CAT NO.	DESCRIPTION
FH40PLT	40 cal/cm ² , Hood, Premium Light Weight
ACC4032PLT	40 cal/cm ² , Coat, Premium Light Weight
ACB4030PLT	40 cal/cm ² , Overall, Premium Light Weight
SK40PLT	40 cal/cm ² , Kit, Premium Light Weight
SK40PLT-LFH40	40 cal/cm ² , Kit, Premium Light Weight w/LFH40PLT
FH40PLT-C	40 cal/cm ² , Hood w/cooling, Premium Light Weight
SK40PLT-C	40 cal/cm ² , Kit w/cooling, Premium Light Weight

Add suffix for desired size: S – 3XL. Example: SK40PLT-XL

ARC FLASH PROTECTION – PRO-WEAR® PERSONAL PROTECTION KITS 40, 55, 75 & 100 cal/cm²

SALISBURY PRO-WEAR® ARC FLASH PERSONAL PROTECTION EQUIPMENT KITS available in ATPV rating of 40, 55, 75 and 100 cal/cm². These kits contain an arc flash coat, bib overalls, PRO-HOOD®, hard hat, safety glasses and SKBAG. Includes premium poly-carbonate face shields. Standard sizing includes size S-3XL. Other sizes are available by special order.



CAT NO.	DESCRIPTION
SK40	40 cal/cm ² Kit
SK40PLT	40 cal/cm ² Kit, Premium Light Weight
SK55	55 cal/cm ² Kit
SK75	75 cal/cm ² Kit
SK100	100 cal/cm ² Kit

Add suffix for desired size: S – 3XL. Example: SK40PLT-XL



ARC FLASH PROTECTION – STORAGE BAGS

The **BACKPACK** is specifically designed to hold virtually everything from tools to full Personal Protective Equipment kits.

The **LARGE STORAGE BAG** is for storing Salisbury PRO-WEAR® Arc Flash Clothing, gloves and other accessories. Comes standard in most PRO-WEAR kits.

The **ASBAG** is specially designed to protect and store Salisbury face shields with hard hat combinations. The soft-napped fleece liner on the inside provides protection from scratches and protects the face shield from coming into contact with dirt and dust.



SKBAG



ASBAG



SKBACKPACK

CAT NO.	DESCRIPTION
SKBACKPACK	Reinforced specialty backpack (14" Lx8"Wx18"H)
SKBAG	Large storage bag (24" Lx12"Wx15"H)
ASBAG	Large face shield storage bag w/drawstring closure and fleece lined interior (21" Lx19"Wx14"H)

DIELECTRIC FOOTWEAR – ELECTRIGUARD™ 20kV DIELECTRIC OVERBOOT

Salisbury's NEW ELECTRIGUARD™ OVERBOOTS have been redesigned for better fit, better safety and greater comfort. The 14" and 17" ELECTRIGUARD™ Overboots have a redesigned fit with a wider neck opening making it easy to pull them on and off. Convenient pull handles have also been added for ease in pulling the boots over a worker's normal work boot. Available in whole sizes 7 – 17.



CAT NO.	DESCRIPTION
21405WT	17" Deep Heel Overboot, WT
21406WT	14" Deep Heel Overboot, WT

Add suffix for desired size. Example: 21405WT/15

All of Salisbury's ASTM Dielectric Footwear conforms to ASTM F1117 and all are 100% tested to the electrical hazard requirements of ASTM F1116

DIELECTRIC FOOTWEAR – OVERSHOES

ASTM DIELECTRIC FOOTWEAR provides extra safety when climbing ladders and poles where the deep heel cavity can lock onto the rungs. These boots and overshoes are 100% waterproof and made from premium grade ozone resistant natural rubber. The fabric lining makes them easy to get on and off. The sole has a durable construction with a non-skid bar tread outsole.

CAT NO.	DESCRIPTION
51508	Non-Buckle Overshoe
51509	2 Buckle Overshoe

Available in whole sizes 7 -17
 Add suffix for desired size. Example: 51508/12



CAT NO.	DESCRIPTION
51511*	Bob Sole Non Buckle Overshoe
51512*	Bob Sole 2 Buckle Overshoe

* CE Certified Footwear
 Available in whole sizes 7 -16
 Add suffix for desired size or CE for certified footwear. Example: 51511/13 or 51512CE/14



BOB SOLE



ARC FLASH FACESHIELDS

10 cal/cm²

OSHA 1910.269	√
ASTM F2178	√
ANSI/ISEA Z87.1-2015	Impact Rated Z87+ (Faceshield)
ANSI/ISEA Z89.1-2014	√ (Hardhat)
NFPA 70E-2015	√
CSA Z462-15	√
ARC RATING	10 cal/cm ²
HRC	2
SIZE	One Size Fits Most



KITHP



H16HAT10CALCAFS



H16XX10CALCAF



H16XX10CALCAFS

CAT NO.

DESCRIPTION

H16XX10CALCAFS	10 cal/cm ² Faceshield w/slotted adapter, blue chin cup
H16XX10CALCAF	10 cal/cm ² Faceshield w/universal adapter, blue chin cup
H16HAT10CALCAFS	10 cal/cm ² Faceshield w/slotted adapter and hard hat, blue chin cup
KITHP	10 cal/cm ² Faceshield Kit w/hard hat & slotted adapter, UltraSoft® Balaclava, safety glasses & faceshield bag. Blue chin cup

ARCGUARD® FACESHIELDS

12 cal/cm²

OSHA 1910.269	√
ASTM F2178	√
ANSI/ISEA Z87.1-2015	Impact Rated Z87+ (Faceshield)
ANSI/ISEA Z89.1-2014	√ (Hardhat)
NFPA 70E-2015	√
CSA Z462-15	√
ARC RATING	12 cal/cm ²
HRC	2
SIZE	One Size Fits Most



CAT NO.

DESCRIPTION

H12FS	12 cal/cm ² Faceshield w/slotted adapter, clear chin cup
H12FSU	12 cal/cm ² Faceshield w/universal adapter, clear chin cup
H12FB	12 cal/cm ² Faceshield w/full brim adapter, clear chin cup
H12FSHAT	12 cal/cm ² Faceshield w/hard hat & slotted adapter, clear chin cup
KITHP12AG	12 cal/cm ² Faceshield Kit w/hard hat & slotted adapter, UltraSoft® Balaclava, safety glasses & faceshield bag. Clear chin cup.

ARCGUARD® FACESHIELDS

20 cal/cm²

OSHA 1910.269	√
ASTM F2178	√
ANSI/ISEA Z87.1-2015	Impact Rated Z87+ (Faceshield)
ANSI/ISEA Z89.1-2014	√ (Hardhat)
NFPA 70E-2015	√
CSA Z462-15	√
ARC RATING	20 cal/cm ²
HRC	2
SIZE	One Size Fits Most



CAT NO.

DESCRIPTION

H20FS	20 cal/cm ² Faceshield w/slotted adapter, clear chin cup
H20FSU	20 cal/cm ² Faceshield w/universal adapter, clear chin cup
H20FB	20 cal/cm ² Faceshield w/full brim adapter, clear chin cup
H20FSHAT	20 cal/cm ² Faceshield w/hard hat & slotted adapter, clear chin cup
KITHP20AG	20 cal/cm ² Faceshield Kit w/hard hat & slotted adapter, UltraSoft® Balaclava, safety glasses & faceshield bag. Clear chin cup.

ARCGUARD® ULTRASOFT® 8 cal COVERALL KITS

ARCGUARD® ULTRASOFT® 8 cal/cm² COVERALL KITS contain 7oz. UltraSoft® Coverall, hard hat with face shield and chin cup, safety glasses, face shield bag and standard size gear bag. Optional Items: UltraSoft® balaclava and a Class 0 glove kit (Class 0 rubber insulating gloves, 10" leather protectors and glove bag).

FEATURES:

- Action back
- Covered 2-way zipper
- Flexible sewn-in elastic waist
- 6 pocket style with side pass through access
- Leg openings made to fit over work boots

OSHA 1910.269	√
ASTM F1506-10a	√
NFPA 70E-2015	√
CSA Z462-15	√
ARC RATING	8.7 cal/cm ²
HRC	2
SIZE	SM-3X – 30" inseam MD-4X – 32" inseam
GLOVE SIZE	8-12



CAT NO.	DESCRIPTION
KIT2CV08_ _ _ _	8 cal/cm ² Kit with gloves
KIT2CV08NG_ _	8 cal/cm ² Kit, no gloves (NG)
KIT2CV08B_ _ _ _	8 cal/cm ² Kit with gloves and balaclava
KIT2CV08NGB_ _	8 cal/cm ² Kit no gloves, with balaclava (NGB)

Specify coverall and/or glove size at end of catalog number

Example: KIT2CV08XL10 = kit w/size XL coveralls and size 10 gloves

ARCGUARD® PROTERA® 8 cal COVERALL KITS

ARCGUARD® PROTERA® 8 cal/cm² COVERALL KITS contain 6.5oz. DuPont™ Protera® Coverall, hard hat with face shield and chin cup, safety glasses, face shield bag and standard size gear bag. Optional Items: UltraSoft® balaclava and a Class 0 glove kit (Class 0 rubber insulating gloves, 10" leather protectors and glove bag).

FEATURES:

- Action back
- Covered 2-way zipper
- Flexible sewn-in elastic waist
- 6 pocket style with side pass through access
- Leg openings made to fit over work boots

OSHA 1910.269	√
ASTM F1506-10a	√
NFPA 70E-2015	√
CSA Z462-15	√
ARC RATING	8.5 cal/cm ²
HRC	2
SIZE	SM-3X – 30" inseam MD-4X – 32" inseam
GLOVE SIZE	8-12



CAT NO.

DESCRIPTION

KIT2CVPRO08_ _ _ _	8 cal/cm ² Kit with gloves
KIT2CVPRO08NG_ _	8 cal/cm ² Kit, no gloves (NG)
KIT2CVPRO08B_ _ _ _	8 cal/cm ² Kit with gloves and balaclava
KIT2CVPRO08NGB_ _	8 cal/cm ² Kit no gloves, with balaclava (NGB)

Specify coverall and/or glove size at end of catalog number

Example: KIT2CVPRO08XL10 = kit w/size XL coveralls and size 10 gloves

ARCGUARD® ULTRASOFT® 12 cal COVERALL KITS

ARCGUARD® ULTRASOFT® 12 cal/cm² COVERALL KITS contain 9oz. UltraSoft® Coverall, hard hat with face shield and chin cup, safety glasses, face shield bag and standard size gear bag. Optional Items: UltraSoft® balaclava and a Class 0 glove kit (Class 0 rubber insulating gloves, 10" leather protectors and glove bag).

FEATURES:

- Action back
- Covered 2-way zipper
- Flexible sewn-in elastic waist
- 6 pocket style with side pass through access
- Leg openings made to fit over work boots



OSHA 1910.269	√
ASTM F1506-10a	√
NFPA 70E-2015	√
CSA Z462-15	√
ARC RATING	12 cal/cm ²
HRC	2
SIZE	SM-3X – 30" inseam MD-4X – 32" inseam
GLOVE SIZE	8-12

CAT NO.	DESCRIPTION
KIT2CV11____	8 cal/cm ² Kit with gloves
KIT2CV11NG__	8 cal/cm ² Kit, no gloves (NG)
KIT2CV11B____	8 cal/cm ² Kit with gloves and balaclava
KIT2CV11NGB__	8 cal/cm ² Kit no gloves, with balaclava (NGB)

Specify coverall and/or glove size at end of catalog number
Example: KIT2CV11XL10 = kit w/size XL coveralls and size 10 gloves

ARCGUARD® ULTRASOFT® 12 cal BIB OVERALL KIT

ARCGUARD® ULTRASOFT® 12 cal/cm² BIB OVERALL KITS contain 9oz. UltraSoft® Short Coat and Bib Overall, hard hat with face shield and chin cup, safety glasses, Class 0 glove kit (includes rubber insulating gloves, leather protectors and bag), face shield bag and standard size gear bag.

FEATURES:

- FR Hook & loop front closure
- Stand up collar for extra coverage
- Rib knit cuffs for comfortable, secure fit
- Quick disconnect & adjustable shoulder straps on bib overalls
- Expandable leg opening to fit over work boots
- Hook & loop at side for easy access



OSHA 1910.269	√
ASTM F1506-10a	√
NFPA 70E-2015	√
CSA Z462-15	√
ARC RATING	12 cal/cm ²
HRC	2
SIZE	SM-4X
GLOVE SIZE	8-12

CAT NO.

DESCRIPTION

KIT2SC11_ _ _ _ 8 cal/cm² Kit with gloves

Specify bib overall and glove size at end of catalog number

Example: KIT2CV11XL10 = kit w/size XL bib overalls and size 10 gloves

ARCGUARD® 40 cal BIB OVERALL KIT

ARCGUARD® 40 cal/cm² BIB OVERALL KITS contain DuPont™ Protera® Short Coat and Bib Overall, arc flash hood with hard hat, safety glasses, hood bag and large size gear bag. Optional Items: Class 2 glove kit (Class 2 rubber insulating gloves, 12" leather protectors and glove bag).

FEATURES:

- FR Hook & loop front closure
- Stand up collar for extra coverage
- Rib knit cuffs for comfortable, secure fit
- Quick disconnect & adjustable shoulder straps on bib overalls
- Side slant pockets on bib overalls
- Expandable leg opening to fit over work boots
- Hook & loop at side of bib for easy access



OSHA 1910.269	√
ASTM F1506-10a	√
NFPA 70E-2015	√
CSA Z462-15	√
ARC RATING	40 cal/cm ²
HRC	4
SIZE	SM-4X
GLOVE SIZE	8-12

CAT NO.

DESCRIPTION

KIT4SCPR40_ _ _ _ 40 cal/cm² Kit with gloves

KIT4SCPR40NG_ _ 40 cal/cm² Kit no gloves

Specify bib overall and glove size at end of catalog number

Example: KIT4SCPR40XL10 = kit w/size XL bib overalls and size 10 gloves

ARCGUARD® COMPLIANCE™ 40 cal BIB OVERALL KIT

ARCGUARD® COMPLIANCE™ 40 cal/cm² BIB OVERALL KITS contain ArcGuard® Compliance™ Short Coat and Bib Overall, arc flash hood with hard hat, safety glasses, hood bag and large size gear bag. Optional Items: Class 2 glove kit (Class 2 rubber insulating gloves, 12" leather protectors and glove bag).

FEATURES:

- Rib knit cuffs for comfortable, secure fit
- Quick disconnect & adjustable shoulder straps on bib overalls
- Expandable leg opening to fit over work boots
- Hook & loop at side of bib for easy access



OSHA 1910.269	√
ASTM F1506-10a	√
NFPA 70E-2015	√
CSA Z462-15	√
ARC RATING	40 cal/cm ²
HRC	4
SIZE	SM-4X
GLOVE SIZE	8-12

CAT NO.	DESCRIPTION
KIT4SC40_ _ _ _	40 cal/cm ² Kit with gloves
KIT4SC40NG_ _	40 cal/cm ² Kit no gloves

Specify bib overall and glove size at end of catalog number

Example: KIT4SC40XL10 = kit w/size XL bib overalls and size 10 gloves

ARCGUARD® REVOLITE™ 40 cal BIB OVERALL KIT

ARCGUARD® REVOLITE™ 40 cal/cm² BIB OVERALL KITS contain ArcGuard® Revolite™ Short Coat and Bib Overall, arc flash hood with hard hat, safety glasses, hood bag and large size gear bag. Optional Items: Class 2 glove kit (Class 2 rubber insulating gloves, 12" leather protectors and glove bag).

FEATURES:

- 45% lighter weight than traditional 40 cal options
- FR Hook & loop front closure
- Stand up collar for extra coverage
- Rib knit cuffs for comfortable, secure fit
- Quick disconnect & adjustable shoulder straps on bib overalls
- Side slant pockets on bib overalls
- Expandable leg opening to fit over work boots



OSHA 1910.269	√
ASTM F1506-10a	√
NFPA 70E-2015	√
CSA Z462-15	√
ARC RATING	40 cal/cm ²
HRC	4
SIZE	SM-4X
GLOVE SIZE	8-12

CAT NO.

DESCRIPTION

KIT4SCLT40_ _ _ _ 40 cal/cm² Kit with gloves

KIT4SCLT40NG_ _ 40 cal/cm² Kit no gloves

Specify bib overall and glove size at end of catalog number

Example: KIT4SCLT40XL10 = kit w/size XL bib overalls and size 10 gloves

ARCGUARD® ACTIVE 40 cal KIT

ARCGUARD® ACTIVE 40 cal/cm² KITS contain ArcGuard® Active Short Coat and pants, arc flash hood with hard hat, safety glasses, hood bag and large size gear bag. Optional Items: Class 2 glove kit (Class 2 rubber insulating gloves, 12" leather protectors and glove bag).

FEATURES:

- Covered zip front closure with hook and loop at neck to secure
- Pull on pant with side pockets and covered elastic waist
- High level protection without weighing you down
- Active fit allows for optimal mobility and comfort
- Performance fabric is lightweight, flexible and moisture wicking



OSHA 1910.269	√
ASTM F1506-10a	√
NFPA 70E-2015	√
CSA Z462-15	√
ARC RATING	40 cal/cm ²
HRC	4
SIZE	SM-3X
GLOVE SIZE	8-12

CAT NO.	DESCRIPTION
KIT4ARC40_ _ _ _	40 cal/cm ² Kit with gloves
KIT4ARC40NG_ _	40 cal/cm ² Kit no gloves

Specify bib overall and glove size at end of catalog number

Example: KIT4ARC40XL10 = kit w/size XL bib overalls and size 10 gloves

ARCGUARD® 65 cal KIT

ARCGUARD® 65 cal/cm² KITS contain Short Coat and bib overalls made from DuPont™ Nomex® and Kevlar® blend, arc flash hood with hard hat, safety glasses, Class 2 glove kit (Class 2 rubber insulating gloves, 12" leather protectors and glove bag), hood bag and large size gear bag.

FEATURES:

- FR Hook & loop front closure
- Stand up collar for extra coverage
- Quick disconnect & adjustable shoulder straps on bib overalls
- Side slant pockets on bib overalls
- Expandable leg opening to fit over work boots



OSHA 1910.269	√
ASTM F1506-10a	√
NFPA 70E-2015	√
CSA Z462-15	√
ARC RATING	65 cal/cm ²
HRC	4
SIZE	LG-2X
GLOVE SIZE	8-12

CAT NO.

DESCRIPTION

KIT4SC40____ 40 cal/cm² Kit with gloves

Specify bib overall and glove size at end of catalog number

Example: KIT4SC40XL10 = kit w/size XL bib overalls and size 10 gloves

ARCGUARD® 100 cal KIT

ARCGUARD® 100 cal/cm² KITS contain Short Coat and bib overalls made from DuPont™ Nomex® and Kevlar® blend, arc flash hood with hard hat, safety glasses, Class 2 glove kit (Class 2 rubber insulating gloves, 12" leather protectors and glove bag), hood bag and large size gear bag.

FEATURES:

- FR Hook & loop front closure
- Stand up collar for extra coverage
- Rib knit cuffs for comfortable, secure fit
- Quick disconnect & adjustable shoulder straps on bib overalls
- Side slant pockets on bib overalls
- Expandable leg opening to fit over work boots
- Hook & loop at side of bib for easy access



OSHA 1910.269	√
ASTM F1506-10a	√
NFPA 70E-2015	√
CSA Z462-15	√
ARC RATING	100 cal/cm ²
HRC	4
SIZE	LG-2X
GLOVE SIZE	8-12

CAT NO.

DESCRIPTION

KIT4SC100_ _ _ _ 40 cal/cm² Kit with gloves

Specify bib overall and glove size at end of catalog number

Example: KIT4SC100XL10 = kit w/size XL bib overalls and size 10 gloves

GROUNDING EQUIPMENT – SPECIFYING ASSEMBLIES

HOW TO SPECIFY TEMPORARY PROTECTIVE GROUNDING ASSEMBLIES:

A grounding assembly in its basic form consists of two clamps, one pair of ferrules and a length of cable.

The clamps can be identical to each other or quite different depending on each grounding application. Salisbury offer a wide variety of clamps including C-clamps, flat jaw clamps, socket clamps, duckbill clamps and specialty clamps for unique situations. Clamps are offered in either bronze or aluminum alloys and are manufactured to meet the current specifications of ASTM F 855.

To attach a clamp to the grounding cable requires the use of a ferrule. Ferrules are compressed on the strands of the cable to provide a low resistance permanent connection. The size of the ferrule is determined by the size of the cable. Two ferrules are required for each assembly and are sold in pairs. Ferrules are manufactured to the specifications of ASTM F 855.

The final component that makes up a ground set is the grounding cable itself. The size of the cable is dependent on the short circuit current capacity of the system being grounded. Once this is determined, only the length of the cable needs to be specified to complete the assembly.

Available in single grounding assemblies or grounding clusters



Single Grounding Assembly



Grounding Cluster

SALISBURY GROUNDING EQUIPMENT

GROUNDING EQUIPMENT – CLAMPS & CABLES

COMMON CLAMP TYPES:



1895



4345



21030



21190

CAT NO.	DESCRIPTION	ASTM GRADE/CLASS
1895	1.5" Aluminum C-clamp, eye screw w/strain relief sleeve, Serrated Jaw	5 / B
4345	Aluminum flat jaw clamp, "T" screw w/strain relief sleeve, Serrated Jaw	5 / B
21030	1.1" Aluminum Duckbill clamp, eye screw w/strain relief sleeve, Serrated Jaw	5 / B
21190	1" Bronze Socket Clamp, eye screw w/strain relief sleeve	5

SALISBURY GROUNDING CABLES are made with extra flexible strands of soft drawn #30 AWG (.01") copper and are available in three different jackets – yellow, black and clear.

The yellow thermoplastic elastomer jacketed cable is the standard for grounding service. It provides a combination of economy, flexibility and durability. The service temperature ranges from 200° to -50°F. ASTM F 855 Type I.



COMMON YELLOW JACKET CABLE TYPES:

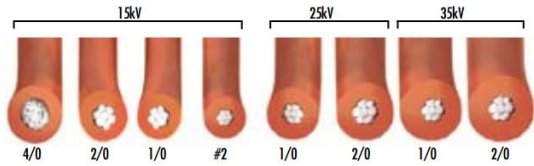
CAT NO.	SIZE	SHORT CIRCUIT WITHSTAND AMPS, RMS, 60HZ		CONTINUOUS CURRENT AMPS, RMS, 60HZ
		15 CYCLES	30 CYCLES	
2136	#2 – 665W	14500	10000	200
2137	1/0 – 1064W	21000	15000	250
2138	2/0 – 1330W	27000	20000	300
2139	4/0 – 2109W	43000	30000	400

ALSO AVAILABLE IN BLACK AND CLEAR JACKETS



GROUNDING EQUIPMENT – JUMPERS & DEAD FRONT GROUNDS

FLEXIBLE INSULATED JUMPER CABLES are lightweight and resistant to oil, heat, moisture, ozone and abrasion. The cable is embossed every three feet with the conductor size and kV rating. All jumper cables use fine stranded conductor and new EPR low temperature unipass orange CV cured jacket. Jumper cable meets requirements of ASTM F2321.



DEAD FRONT GROUND SETS are supplied with an insulated grounding elbow, yellow jacketed copper grounding cable and an 1815 bronze flat jaw ground clamp for the ground connection. **GROUNDING ELBOWS** are equipped with arc quenching tips as provided on standard load break elbows. Both 15 kV and 25 kV elbows are available with connectors for 1/0 or 2/0 cable.



CHANCE GROUNDING EQUIPMENT

GROUNDING EQUIPMENT – CLAMPS & CABLES

COMMON CLAMP TYPES:



C6001732



C6001734



C6002231



SPHG36223

CAT NO	DESCRIPTION	ASTM GRADE/CLASS
C6001732	Aluminum all-angle, serrated jaw	5 / B
C6002231	Bronze flat jaw, T-handle, serrated jaw	5 / B
C6001734	Aluminum duckbill, eye screw, smooth jaw	5 / A
SPHG36223	Aluminum duckbill w/handle, serrated jaw	5 / B

COPPER GROUNDING CABLE:

- Extra-flexible for handling ease yet strong and tough for long wear
- Jacketing is smooth, abrasion, weather and oil resistant
- Yellow and black jackets are T-prene rubber compound with -20°F recommended low temperature
- Clear jackets are ultraviolet-inhibited Poly Vinyl Chloride (PVC) with 0° recommended low temperature



COMMON YELLOW JACKET CABLE TYPES:

CAT NO.	SIZE	SHORT CIRCUIT WITHSTAND AMPS, RMS, 60HZ		CONTINUOUS CURRENT AMPS, RMS, 60HZ
		15 CYCLES	30 CYCLES	
56116	#2 – 665W	14500	10000	200
56117	1/0 – 1045W	21000	15000	250
56118	2/0 – 1330W	27000	20000	300
56119	4/0 – 2109W	43000	30000	400

ALSO AVAILABLE IN BLACK AND CLEAR JACKETS



CUSTOM GROUNDING ASSEMBLIES

HOW TO DESIGN YOUR SINGLE GROUNDING ASSEMBLY OR CLUSTER

WHAT CABLE SIZE DO YOU NEED?

SIZE	SHORT CIRCUIT WITHSTAND AMPS, RMS, 60HZ		CONTINUOUS CURRENT AMPS, RMS, 60HZ
	15 CYCLES	30 CYCLES	
#2	14500	10000	200
1/0	21000	15000	250
2/0	27000	20000	300
4/0	43000	30000	400

WHAT COLOR CABLE DO YOU WANT?



WHICH FERRULES DO YOU NEED?

We will provide the appropriate ferrules based on your cable selection

WHAT LENGTH OF CABLE & CLAMPS DO YOU NEED?

SINGLE GROUND:

Length _____ feet

Clamps (C-Clamp, Duck Bill, Flat Jaw, Socket, Other)

2 Clamps are required. They can be the same or different on each end.



CLUSTER:

Length:

Ground Lead _____ feet

Phase Lead 1 _____ feet

Phase Lead 2 _____ feet

Phase Lead 3 _____ feet

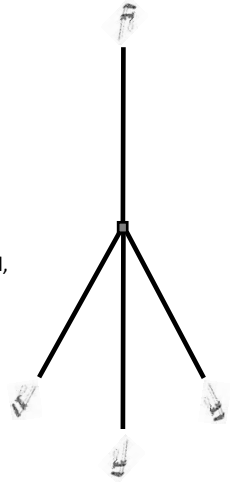
Clamps: (C-Clamp, Duck Bill, Flat Jaw, Socket, Other)

Ground Lead _____

Phase Lead 1 _____

Phase Lead 2 _____

Phase Lead 3 _____



*We will provide the appropriate 4-way connector

There are many clamps available other than the examples shown in this catalog

Please contact us for assistance with your custom grounding needs.

FRP CLAMP STICKS

EXTERNAL ROD CLAMP STICKS are constructed of closed cell foam-filled tubular fiberglass in accordance with ASTM standard F711. The hook's operating rod, made of solid 3/8" diameter fiberglass, is mounted on the exterior of the tool so that it can be easily wiped down prior to use. These clamp sticks meet ASTM F1825 Standards.

TOUGH THERMOPLASTIC HEAD FERRULE
EZ GRIP PLASTIC HAND GRIP
WIDE OPENING 15/16"
STAINLESS STEEL HOOK
HEAVY DUTY RUBBER END CAP

CAT NO.	LENGTH	WEIGHT
EXTERNAL ROD CLAMPSTICK		
4007	4' 8"	4.2 lbs.
4008	5' 8"	4.6 lbs.
4009	6' 8"	5.2 lbs.
4010	8' 8"	6.2 lbs.
4011	10' 8"	7.0 lbs.
4012	12' 8"	7.7 lbs.
4013	14' 8"	9.4 lbs.

EXTERNAL ROD CLAMPSTICK – PLAIN CAP		
8106C	6' 6"	5 lbs.

Add suffix "9864" for a Switch Stick Head or "9840" for a Splined Universal Head.



SALISBURY HOT STICKS

FIBERGLASS HOT SWITCH STICKS

SWITCH STICKS use closed cell foam filled tubular fiberglass made in accordance with ASTM standard F711. Both the standard head and the heavy duty prong disconnect are made of durable high strength aluminum bronze alloy.

CAT NO.

HD	ST	LENGTH	WEIGHT
ONE SECTION			
9950	9933	1.25" x 4'	2.1 lbs.
9951	9934	1.25" x 6'	2.9 lbs.
9952	9935	1.25" x 8'	3.6 lbs.
9953	9936	1.25" x 10'	4.4 lbs.
9954	9937	1.25" x 12'	5.1 lbs.
9955	9938	1.25" x 14'	5.9 lbs.
9956	9939	1.5" x 8'	5 lbs.
9957	9940	1.5" x 10'	6 lbs.
9958	9941	1.5" x 12'	7 lbs.
9959	9942	1.5" x 14'	8.1 lbs.
9960	9943	1.5" x 16'	9.1 lbs.
9961	9944	1.5" x 18'	10.2 lbs.
9962	9945	1.5" x 20'	11.2 lbs.



Fiberglass Hot Switch Stick

CAT NO.

HD	ST	OAL LENGTH	TOP	BOTTOM	WEIGHT
TWO SECTION					
4024	-	8'	1.25" x 4'	1.25" x 4'	3.8 lbs.
4025	-	10'	1.25" x 5'	1.25" x 5'	4.6 lbs.
4026	4016	12'	1.25" x 6'	1.25" x 6'	5.3 lbs.
-	4017	14'	1.25" x 7'	1.25" x 7'	6.1 lbs.
4028	4018	16'	1.25" x 8'	1.25" x 8'	8 lbs.
4029	-	18'	1.25" x 8'	1.25" x 10'	9.5 lbs.
4030	-	20'	1.25" x 10'	1.25" x 10'	10.3 lbs.

CAT NO.

HD	ST	OAL LENGTH	TOP	BOTTOM	WEIGHT
THREE SECTION					
4033	-	18'	1.25" x 6'	1.5" x 6'	10.4 lbs.
4034	4035	20'	1.25" x 8'	1.5" x 6'	11.1 lbs.

CAT NO.

HD	ST	OAL LENGTH	TOP	BOTTOM	WEIGHT
HEAD ONLY					
-	9864	-	1.25"	Universal Head	0.4 lbs.
9861	-	-	1.5"	Universal Head	0.5 lbs.

SALISBURY HOT STICKS

UNIVERSAL SWITCH STICKS

One, two and three section hot sticks have a standard splined universal head. 1.25" diameter switch sticks are supplied with a #9971 Prong. A Heavy Duty Disconnect Prong #9969 is supplied on all others.

CAT NO.	LENGTH	WEIGHT
ONE SECTION		
4213	1.25" x 4'	2.6 lbs.
4214	1.25" x 6'	3.4 lbs.
4215	1.25" x 8'	4.1 lbs.
4216	1.25" x 10'	4.9 lbs.
4217	1.25" x 12'	5.6 lbs.
4218	1.25" x 14'	6.4 lbs.
4219	1.5" x 8'	5.4 lbs.
4220	1.5" x 10'	6.5 lbs.
4221	1.5" x 12'	7.5 lbs.
4222	1.5" x 14'	8.6 lbs.
4223	1.5" x 16'	9.8 lbs.
4225	1.5" x 20'	11.7 lbs.



Universal Switch Stick

CAT NO.	OAL LENGTH	TOP	BOTTOM	WEIGHT
TWO				
4036	8'	1.25" x 4'	1.25" x 4'	4.2 lbs.
4037	10'	1.25" x 5'	1.25" x 5'	5.2 lbs.
4038	12'	1.25" x 6'	1.5" x 6'	6.9 lbs.
4039	14'	1.25" x 6'	1.5" x 8'	7.9 lbs.
4040	16'	1.25" x 8'	1.5" x 8'	8.6 lbs.
4041	18'	1.25" x 8'	1.5" x 10'	9.6 lbs.
4042	20'	1.25" x 10'	1.5" x 10'	10.4 lbs.

CAT NO.	OAL LENGTH	TOP	BOTTOM	WEIGHT
THREE				
4043	12'	1.25" x 4'	1.5" x 4'	7.7 lbs.
4044	15'	1.25" x 5'	1.5" x 5'	9.1 lbs.
4045	18'	1.25" x 6'	1.5" x 6'	10.5 lbs.
4046	20'	1.25" x 8'	1.5" x 6'	16.5 lbs.

CAT NO.	OAL LENGTH	TOP	BOTTOM	WEIGHT
HEAD ONLY				
9840	-	1.25"	Universal Head	0.2 lbs.
9841	-	1.5"	Universal Head	0.3 lbs.



RESCUE HOOK & STATIC DISCHARGE STICK

INSULATED RESCUE HOOK – Salisbury’s insulated rescue hook is an invaluable tool for any workplace. It is used to release a victim from contact. Confined spaces, in vaults or just near electrical cabinets and switch gear are some of the places where this tool is a must. Insulated rescue hooks feature a foam filled, fiberglass reinforced handle for superior electrical insulation and a coated, heat treated body hook with an 18” opening and are made in accordance with ASTM Standard F711. The stick is available in the standard lengths of 6 and 8 feet. Other lengths are available as a special order.



CAT NO.	DESCRIPTION	WEIGHT
24400	3’ Rescue Hook	3.4 lbs.
24401	6’ Rescue Hook	4.5 lbs.
24403	8’ Rescue Hook	5.5 lbs.



STATIC DISCHARGE STICK – The Static Discharge Stick is designed to safely remove the static charge after de-energizing. This tool is pre-assembled and includes a brass alloy “U” hook, closed cell foam filled tubular fiberglass switch stick made in accordance with ASTM Standard F711. Static discharge sticks have 6 feet of copper grounding cable attached to a Salisbury 1814 flat jaw, grade 3, bronze serrated clamp with strain relief.

CAT NO.	DESCRIPTION	WEIGHT
20817	Static Discharge Stick OAL 3’8”	8 lbs.
22629	Static Discharge Stick w/Universal Attachment 1’	.38 lbs.



HOT STICK TOOLS & ACCESSORIES

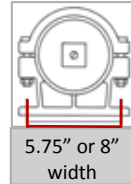
SALCOR® TOOL HOLDERS secure tools to trailers, compartments and tool rooms.



1192

HOTSTICK BAGS are constructed of heavy vinyl with double stitched seams and snap closure.

TUBULAR PVC STORAGE CONTAINERS provide weather tight storage. Kit includes container, two mounting brackets and four steel bolts. Mounting kits and containers also sold separately.



5.75" or 8"
width

TOOL HEADS are used in live line application. This equipment should be mounted on suitable handles to ensure proper distance from live conductors. Below are the choices of end fitting available. All tools have one of these three fittings to which various attachments can be connected.



QUICK CHANGE END FITTING

Has a 5/8"-11 threaded stud that threads into the top of a hexagonal ferrule. A hexagonal collar slides down and over the hexagonal ferrule making a strong, positive connection. A plastic safety clip is used to lock the quick change end fitting to an insulating handle.



UNIVERSAL END FITTING

Gives the user the option to position and secure a universal tool head at several angles. It also allows meters to be attached to universal handles. Universal fittings can be installed on universal sticks by using the 2500 shotgun adapter.



GRIP ALL or EYE SCREW END FITTING

For use with the clamp stick. The hook from the clamp stick is hooked through the eye hole of the eye screw, then drawn into the clamp stick and secured.

There are many hotstick tool attachments available. Please contact us with your specific needs.

HASTINGS HOT STICKS

TEL-O-POLE II

The “No Twist” stick has a unique triangular design. All models are heavy duty.

FEATURES AND BENEFITS:

- Triangle shape enables each section to “lock in automatically”, no need to search for the button
- Fluorescent green tip section is highly visible and has a foam core
- Sections can be removed or added to make the stick the preferred length
- Ergonomic design gives the operator a better gripping surface for better control
- All sections have a smooth glossy surface for routine cleaning and waxing

CAT. NO.	EXTENDED	RETRACTED	BASE DIA.	WEIGHT
HV-212	12'7"	58"	1.45"	3.7 lbs.
HV-216	16'9"	60"	1.61"	5.0 lbs.
HV-220	21'	62"	1.75"	6.4 lbs.
HV-225	25'6"	64"	1.91"	8.1 lbs.
HV-230	30'	66"	2.07"	10.0 lbs.
HV-235	35'	68"	2.22"	12.1 lbs.
HV-240	39'6"	69"	2.38"	14.4 lbs.



HV-235

BUCKET STICKS AND CANISTERS are ideal for quick access for linemen working out of a bucket truck.

FEATURES AND BENEFITS:

- Stick collapses below lip of bucket
- Bucket sticks are available in 8' and 12'
- Lightweight bucket storage canister available for both models
- Snap on lid secured with lanyard

CAT. NO.	EXTENDED	RETRACTED	BASE DIA.	WEIGHT
HV-208	8'	26"	1.75"	3.0 lbs.
HV-312	12'	37"	1.61"	4.3 lbs.

06-186



HV-312

06-185

STORAGE CANISTER

06-185	Fits HV-208	3.8 lbs.
06-186	Fits HV-312	5.1 lbs.

HASTINGS HOT STICKS

MEASURING STICKS

Safely measure vertical heights. Available in English or Metric graduations. Used to measure overhead lines, telephone, cable-TV, highway clearances and structures.

FEATURES AND BENEFITS:

- Eye-level reading, no calculations required, the read-height is shown at the top of the base section
- Positive locking buttons, spring-loaded, fast, accurate and easy to extend
- Standardized parts for quick and easy repair and replacement

CAT. NO.	EXTENDED	RETRACTED	BASE DIA.
E-25	25'	65 ¾"	3.2 lbs.
E-30	30'	65 ¾"	4.5 lbs.
E-35	35'	65 ¾"	5.9 lbs.
E-40	40'	65 ¾"	7.5 lbs.
E-50	50'	69 3/16"	13.2 lbs.
M-25	7.5 Meters	1.67 Meters	1.5 kg.
M-35	10.5 Meters	1.67 Meters	2.7 kg.
M-40	12 Meters	1.67 Meters	3.4 kg.
M-50	15 Meters	1.76 Meters	6.0 kg.


COMBINATION HOT STICK AND MEASURING STICK – one stick does it all.

The heavy duty Tel-O-Pole II and Measuring Stick all in one. Available in English or Metric graduations.

FEATURES AND BENEFITS:

- Open and close switches, disconnects, line fuses, cut outs as well as measure elevated heights
- Eye-level reading, no calculations required, the read-height is shown at the top of the base section
- Markings are printed in large, easy to read numbers

CAT. NO.	EXTENDED	RETRACTED	BASE DIA.	WEIGHT
EV-25	25'6"	64"	1.91"	8.1 lbs.
EV-30	30'	66"	2.07"	10.0 lbs.
EV-35	35'	68"	2.22"	12.1 lbs.
EV-40	39'6"	69"	2.38"	14.4 lbs.
MV-25	7.8 Meters	1.63 Meters	4.85 cm	3.7 kg.
MV-30	9.2 Meters	1.68 Meters	5.25 cm	4.5 kg.
MV-35	10.6 Meters	1.72 Meters	5.6 cm	5.5 kg.
MV-40	12 Meters	1.75 Meters	6.04 cm	6.5 kg.



HASTINGS HOT STICKS

SWITCH HEAD STICK

- * Switch heads are made of bronze
- * Designed to NEMA standards

1 ¼" DIA.			1 ½" DIA.	
FT	CAT NO	LBS	CAT NO	LBS
4	460-4	1.5	-	-
6	460-6	2.3	462-6	2.8
8	460-8	3.0	462-8	3.6
10	460-10	3.2	462-10	4.8
12	460-12	3.5	462-12	6.5
14	-	-	462-14	7.3
16	-	-	462-16	8.2
18	-	-	462-18	9.1
20	-	-	462-20	10.0

UNIVERSAL HEAD STICK

- * Can adapt with any universal tool

1 ¼" DIA.			1 ½" DIA.	
FT	CAT NO	LBS	CAT NO	LBS
4	567-4	1.4	-	-
6	567-6	1.7	-	-
8	567-8	2.6	-	-
10	567-10	3.3	469-10	4.5
12	567-12	4.0	469-12	6.5
14	-	-	469-14	8.3
16	-	-	469-16	8.3
18	-	-	469-18	9.2
20	-	-	469-20	10.1



DISCONNECT HEAD STICK

- * Heavy Duty
- * For large switches and disconnects

1 ¼" DIA.			1 ½" DIA.	
FT	CAT NO	LBS	CAT NO	LBS
4	461-4	1.6	-	-
6	461-6	2.4	541-6	3.1
8	461-8	3.6	541-8	3.7
10	461-10	4.8	541-10	4.9
12	461-12	6.5	541-12	6.6
14	-	-	541-14	7.4
16	-	-	541-16	8.3
18	-	-	541-18	9.2
20	-	-	541-20	10.1

INSULATED HEAD STICK

- * For confined spaces and tight switch gear
- * Prong is made of solid fiberglass material

1 ¼" DIA.			1 ½" DIA.	
FT	CAT NO	LBS	CAT NO	LBS
4	501-4	1.2	-	-
6	501-6	2.1	502-6	2.3
8	501-8	2.6	502-8	3.1
10	501-10	3.6	502-10	4.3
12	501-12	4.3	502-12	5.2
14	-	-	502-14	6.2
16	-	-	502-16	7.1
18	-	-	502-18	8.1

567-4



460-4



461-4



501-4

HASTINGS HOT STICKS

SPliced SWITCH AND DISCONNECT STICKS

- Eliminates storage problems and duplication of tools
- Choose top section and base section and add extension sections as needed for extra length
- Switch and disconnect heads are made from bronze alloy
- Insulated head is fiberglass

SWITCH HEAD

1 ¼" DIA.			1 ½" DIA.	
FT	CAT NO	LBS	CAT NO	LBS
2	5460-2	1.0	-	-
4	5460-4	1.6	5540-4	2.3
6	5460-6	2.0	5540-6	3.4
8	5460-8	2.6	5540-8	4.5
10	-	-	5540-10	6.0

INSULATED HEAD

1 ¼" DIA.			1 ½" DIA.	
FT	CAT NO	LBS	CAT NO	LBS
2	5462-2	0.8	-	-
4	5462-4	1.4	5542-4	2.2
6	5462-6	1.8	5542-6	3.0
8	5462-8	2.2	5542-8	4.2
10	-	-	5542-10	5.8

DISCONNECT HEAD

1 ¼" DIA.			1 ½" DIA.	
FT	CAT NO	LBS	CAT NO	LBS
2	5461-2	1.1	-	-
4	5461-4	1.8	5541-4	2.3
6	5461-6	2.1	5541-6	3.4
8	5461-8	2.8	5541-8	4.5
10	-	-	5541-10	6.0

UNIVERSAL HEAD

1 ¼" DIA.			1 ½" DIA.	
FT	CAT NO	LBS	CAT NO	LBS
2	5467-2	1.3	-	-
4	5467-4	2.0	5547-4	2.3
6	5467-6	2.3	5547-6	3.4
8	5467-8	3.1	5547-8	4.5
10	-	-	5547-10	6.0



BASE SECTIONS

1 ¼" DIA.			1 ½" DIA.	
FT	CAT NO	LBS	CAT NO	LBS
2	-	-	-	-
4	552-4	1.5	5553-4	1.8
6	552-6	2.0	5553-6	2.7
8	552-8	2.7	5553-8	3.6
10	552-10	3.5	5553-10	4.5

EXTENSION SECTIONS

1 ¼" DIA.			1 ½" DIA.	
FT	CAT NO	LBS	CAT NO	LBS
2	546-2	1.0	-	-
4	546-4	1.2	5546-4	2.0
6	546-6	2.0	5546-6	3.0
8	546-8	2.5	5546-8	4.1
10	-	-	5546-10	5.3



HASTINGS HOT STICKS

SPLICED SWITCH AND DISCONNECT STICKS

SNAP ON ADAPTERS

CAT NO	DESCRIPTION
A10012	Male Universal Adapter For 1 ¼" Stick
A10025	Male Universal Adapter For 1 ½" Stick
5556	Male Disconnect Head Adapter For 1 ¼" Stick
5558	Male Disconnect Head Adapter For 1 ½" Stick
A10011	Female Universal Adapter For 1 ¼" Stick
A10026	Female Universal Adapter For 1 ½" Stick
A18007	Female Base Cap For 1 ¼" Stick
A18008	Female Base Cap For 1 ½" Stick



SPLICED SWITCH AND DISCONNECT STICKS are available with fiberglass splice. Provides convenient storage. Eliminates long one piece sticks.

TWO SECTION SWITCH STICK W/FIBERGLASS SPLICE & DISCONNECT HEAD

CAT NO	OVERALL LENGTH	TIP SECTION	BASE SECTION	LBS
382	12'	1 ½" x 6'	1 ½" x 6'	4.8
383	14'	1 ½" x 6'	1 ½" x 8'	5.6
384	16'	1 ½" x 8'	1 ½" x 8'	6.5
385	18'	1 ½" x 8'	1 ½" x 10'	7.4
386	20'	1 ½" x 10'	1 ½" x 10'	8.3



THREE SECTION SWITCH STICK W/FIBERGLASS SPLICE & DISCONNECT HEAD

CAT NO	OVERALL LENGTH	TIP SECTION	MIDDLE SECTION	BASE SECTION	LBS
522	18'	1 ½" x 6'	1 ½" x 6'	1 ½" x 6'	8.3
523	20'	1 ½" x 8'	1 ½" x 6'	1 ½" x 6'	9.2

HASTINGS HOT STICKS

SPliced SWITCH AND DISCONNECT STICKS

THREE SECTION SWITCH STICK W/FIBERGLASS SPLICE & UNIVERSAL HEAD

CAT NO	OVERALL LENGTH	TIP SECTION	BASE SECTION	LBS
388	12'	1 1/2" x 6'	1 1/2" x 6'	4.6
389	14'	1 1/2" x 6'	1 1/2" x 8'	5.4
387	16'	1 1/2" x 8'	1 1/2" x 8'	6.3
391	18'	1 1/2" x 8'	1 1/2" x 10'	7.2
392	20'	1 1/2" x 10'	1 1/2" x 10'	8.1



Universal Head

THREE SECTION STICK W/FIBERGLASS SPLICE & UNIVERSAL HEAD

CAT NO	OVERALL LENGTH	TIP SECTION	MIDDLE SECTION	BASE SECTION	LBS
520	18'	1 1/2" x 6'	1 1/2" x 6'	1 1/2" x 6'	8.3
521	20'	1 1/2" x 8'	1 1/2" x 6'	1 1/2" x 6'	9.2

UNIVERSAL HOT STICKS

- Sticks with universal head adapt to all standard universal fit on tools
- All sticks include a hanger hook

UNIVERSAL – ONE END ONLY

FT	1 1/4" DIA.		1 1/2" DIA.	
	CAT NO	LBS	CAT NO	LBS
4	567-4	2.2	-	-
6	567-6	3.0	-	-
8	567-8	3.8	-	-
10	567-10	4.6	469-10	4.9
12	567-12	5.4	469-12	6.9
14	-	-	469-14	7.6
16	-	-	469-16	8.5
20	-	-	469-20	10.2

UNIVERSAL – BOTH ENDS

FT	1 1/4" DIA.			1 1/2" DIA.	
	CAT NO	LBS	CAT NO	LBS	
4	4678-4	2.8	-	-	
6	4678-6	3.3	-	-	
8	4678-8	4.1	4680-8	5.7	
10	4678-10	5.0	4680-10	6.4	
12	4678-12	5.8	4680-12	8.2	
14	-	-	4680-14	10.0	



TRIANGULAR SHAPE UNIVERSAL STICKS

FEATURES AND BENEFITS:

- Lightweight, strong and easy to use
- Foam Filled
- Fluorescent green color for high visibility
- Ergonomic design gives the operator a better gripping surface for control
- All sticks include a hanger hook



4679-6

CAT NO	DESCRIPTION	LBS
4679-6	6' Double End Universal Stick	3.2
4679-8	8' Double End Universal Stick	3.8
4679-10	10' Double End Universal Stick	4.2
4679-12	12' Double End Universal Stick	4.7

BODY RESCUE HOOK STICK

- 18" open hook mounted on a 1 ¼" O.D. fiberglass pole
- Can be used for emergency rescue of injured personnel

CAT NO	DESCRIPTION	LBS
848-1	6' Rescue Stick	7.5
848-2	8' Rescue Stick	8.0



HASTINGS HOT STICKS

SHOTGUN HOT STICKS

FIXED LENGTH SHOTGUN STICK W/EXTERNAL OPERATING ROD

CAT NO	LENGTH	LBS
8104	4'6"	4.5
8106	6'6"	5.2
8108	8'6"	6.5
8110	10'6"	7.2
8112	12'6"	7.8

FIXED LENGTH SHOTGUN STICK W/INTERNAL OPERATING ROD

CAT NO	LENGTH	LBS
8204	4'6"	4.1
8206	6'6"	4.9
8208	8'6"	5.7
8210	10'6"	6.4
8212	12'6"	7.1



FOLDING SHOTGUN STICK W/EXTERNAL OPERATING ROD

CAT NO	LENGTH	LBS
13412	6'6"	7.0
13413	8'6"	8.2
13414	10'6"	9.3
13415	12'6"	10.4



UNIVERSAL OPTION



BOTTOM BREAK HOOK OPTION

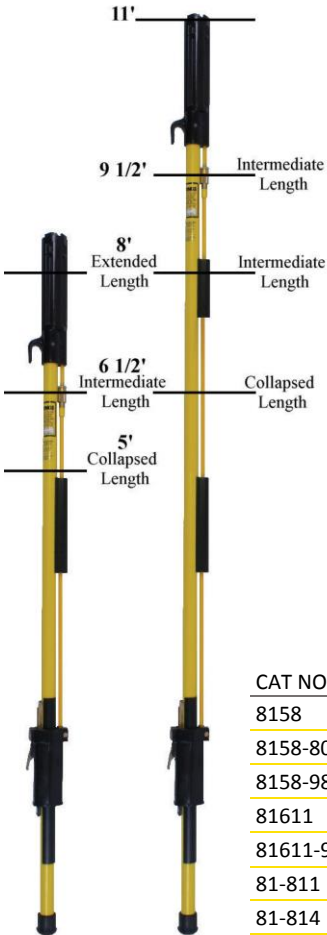
UNIVERSAL FITTING ON BASE END – Add suffix “-U” to the catalog number

BOTTOM BREAK HOOK – Add suffix “-X” to the catalog number (not available on telescopic models)

HASTINGS HOT STICKS

TELESCOPIC SHOTGUN HOT STICKS

Telescopic shotgun hot sticks can collapse for storage and extend to the length needed.



BUTTON PROTECTOR

* Add "-BP" to part number

* Helps prevent button from being accidentally depressed



UNIVERSAL OPTION

* Add "-U" to part number

CAT NO	RETRACTED	OPERATING LENGTHS	LBS
	LENGTH		
8158	5'1"	5'1", 6'6", 8'	5.8
8158-80	5'6"	6'6", 8'	5.8
8158-98	5'1"	8'2"	5.8
81611	6 1/2'	6'6", 8', 9'6", 11'	6.8
81611-97	6 1/2'	8', 9'6", 11'	6.8
81-811	8'	8', 9'6", 11', 12'6"	7.3
81-814	8'	8', 10', 12', 14'	7.8
81-1018	9'10"	9'10", 11'9", 13'6", 15'6", 17'6"	9.5

HASTINGS HOT STICKS

SECTIONAL SHOTGUN HOT STICKS

**SECTIONAL SHOTGUN STICK
COMPLETE WITH DETACHABLE HEAD ASSEMBLY
SECTIONS CAN BE ADDED FOR LONGER LENGTH**

CAT NO	LENGTH OF BASE SECTION	OVERALL LENGTH	LBS
81-704	4'	5'	4.9
81-706	6'	7'	5.6
81-708	8'	9'	9.5
81-710	10'	11'	11.3

**INSULATED HEAD ASSEMBLY
FOR USE WITH ALL SECTIONAL
SHOTGUN STICK BASE AND
EXTENSION SECTIONS**


CAT NO	DESCRIPTION	LBS
81-4023-5	INSULATED HEAD ASSEMBLY	1.5

**EXTENSION SECTIONS
USE WITH SINGLE SECTION STICKS
TO MAKE LONGER LENGTHS**

CAT NO	LENGTH	LBS
81-604	4'	2.5
81-606	6'	3.5
81-608	8'	5.0
81-610	10'	6.0

BASE SECTIONS

CAT NO	LENGTH	LBS
A20289	4'	1.0
A20290	6'	2.0
A20291	8'	3.0
A20292	10'	4.0



HASTINGS HOT STICKS

INSULATED RATCHET CUTTERS

FEATURES AND BENEFITS:

- For cutting ACSR and Soft Wire conductors
- Powerful lightweight ratchet cutter
- Cutting heads are interchangeable
- Operates in any position
- Handle folds to store in 6" canister
- Upper roller minimizes shaft deflection
- Parts are standardized for easy replacement
- Insulated fiberglass shaft and operating rod for maximum safety and durability
- Overhead – Provides clean cuts for splicing conductors
- Underground – Operates in a 5" wide trench



RATCHET CUTTER COMPLETE WITH A11055 ACSR HEAD			RATCHET CUTTER COMPLETE WITH A11056 SOFT WIRE CUTTER HEAD	
FT	CAT NO	LBS	CAT NO	LBS
5	11-005	9.0	11-015	9.0
6	11-006	10.0	11-016	9.8
8	11-008	10.6	11-018	10.7
10	11-010	11.5	11-020	11.6

CAT NO	STICK SIZE	DESCRIPTION	CUTTING CAPACITY	LBS
11-055	1 ¼" x 5'	LIGHT DUTY CUTTER	1/0 ACSR	7.5
11-056	1 ¼" x 6'	LIGHT DUTY CUTTER	1/0 ACSR	8.5
A11035		REPLACEMENT HEAD FOR LIGHT DUTY CUTTER	1/0 ACSR	1.2
10672	1 ½" x 5'	HEAVY DUTY CUTTER	4/0 ACSR	8.5
9927	1 ½" x 6'	HEAVY DUTY CUTTER	4/0 ACSR	9.5
9927-8	1 ½" x 8'	HEAVY DUTY CUTTER	4/0 ACSR	11.5
A11033		REPLACEMENT HEAD FOR HEAVY DUTY CUTTER	4/0 ACSR	1.8
11441	1 ½" x 5'	SUPER DUTY CUTTER	336.4 ACSR	11.0
11440	1 ½" x 6'	SUPER DUTY CUTTER	336.4 ACSR	12.0
11440-8	1 ½" x 8'	SUPER DUTY CUTTER	336.4 ACSR	14.0
A11038		REPLACEMENT HEAD FOR SUPER DUTY CUTTER	336.4 ACSR	3.5

GRIP-ALL CLAMP STICKS – SINGLE PIECE & HINGED

FEATURES AND APPLICATIONS:

- Tested per OSHA & ASTM F711
- Versatile tool puts an easy-to-control “finger” on an insulated pole
- Primarily designed for installing hot-line and grounding clamps
- Also serves both overhead and underground circuits with various end fittings



SINGLE PIECE STYLE

CAT NO	OVERALL LENGTH	LBS
C4030291	1 ¼" x 4'9"	5.75
C4030292	1 ¼" x 6'8"	6.5
C4030293	1 ¼" x 8'7"	7.25
C4030294	1 ¼" x 10'7"	8.0
C4030295	1 ¼" x 12'7"	8.75

For metal universal fitting on handle end of any Single-Piece or Hinged Grip-All, add suffix “A” to the Catalog Number.



To convert any Grip-All stick to use all Universal Tool Accessories, the M1867 Adapter secures in the clamp stick hook and head housing.

HINGED STYLE

CAT NO	FOLDED LENGTH	EXTENDED LENGTH	LBS
C4030296	3'4"	1 ¼" x 6'9"	8.0
C4030297	4'4"	1 ¼" x 8'8"	9.0
C4030298	5'4"	1 ¼" x 10'8"	10.0
C4030299	6'4"	1 ¼" x 12'8"	10.5
C4030342	7'4"	1 ¼" x 14'8"	11.0
C4030343	8'4"	1 ¼" x 16'8"	11.5

GRIP-ALL CLAMP STICKS – TELESCOPIC

FEATURES AND APPLICATIONS:

- Tested per OSHA & ASTM F711
- Available in two sizes, each readily locks at variable working lengths
- Design features rotating coupler and an engineered positive-lock button with safety stop to keep sections from parting or hook releasing while in use
- Mechanism locks sections into solid, rattle-free tool
- Black head makes it obvious head is not included in minimum approach distance
- Can replace several conventional clamp sticks
- Allows linemen to adhere to safe-working distances and positioning needs with fewer sticks
- Reduces the number of clamp sticks required on a line truck, saving limited storage space
- Engineered interface between sections ensure tool retracts with full control
- Close fit helps keep out dirt and moisture
- Top section is made with foam-center Epoxiglas®
- Functions of this telescoping style are identical to fixed-length style
- All controls can be easily accessed while wearing gloves
- Easy to disassemble, stick must be kept clean and dry inside to ensure long life



CAT NO	LOCKING LENGTHS	RETRACTED	
		LENGTH	LBS
C4031035	5'6 ¾", 6'9 ½", 8'	5'2 ¾"	6.0
C4031036	8'6 ¾", 10'4 ½", 12'2 ¼", 14'	8'2 ¾"	8.0

WITH UNIVERSAL FITTING

CAT NO	LOCKING LENGTHS	RETRACTED	
		LENGTH	LBS
C4033060	5'10 ½", 7'1 ¼", 8'3 ¾"	5'6 ½"	6.0
C4033061	8'10 ½", 10'8 ¼", 12'6", 14'3 ¾"	8'2 ¾"	8.0




Universal Fitting

DISCONNECT STICKS

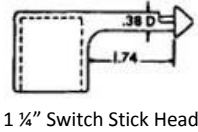
FEATURES AND APPLICATIONS:

- Tested per OSHA & ASTM F711
- Provide Insulation for linemen in opening and closing disconnect switches and cutouts
- Also used for installing and removing open-link fuse links
- Poles are made of Epoxiglas®
- NEMA-standard heads of cast bronze
- Available in 3 types: switch head, disconnect head and spliced disconnect head



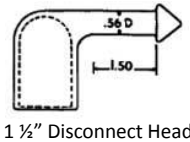
Splice For H3146 Series

CAT NO	POLE DIA. & LENGTH	WEIGHT
1 ¼" SWITCH STICK HEAD		
H3046	Head Only	4 oz.
H304611	1 ¼" x 4'	1 ¼ lbs.
H304612	1 ¼" x 6'	1 ½ lbs.
H304613	1 ¼" x 8'	2 ¼ lbs.
H304614	1 ¼" x 10'	2 ¾ lbs.
H304617	1 ¼" x 12'	3 5/8 lbs.



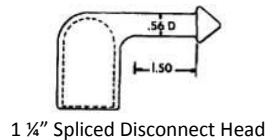
1 ¼" Switch Stick Head

1 ½" DISCONNECT HEAD		
H30462	Head Only	5 oz.
H304622	1 ½" x 6'1"	2 ¼ lbs.
H304623	1 ½" x 8'1"	2 13/16 lbs.
H304624	1 ½" x 10'1"	3 7/16 lbs.
H304615	1 ½" x 12'1"	4 lbs.
H304616	1 ½" x 16'1"	5 5/16 lbs.
H304618	1 ½" x 18'1"	6 lbs.
H304620	1 ½" x 20'1"	6 9/16 lbs.



1 ½" Disconnect Head

1 ¼" SPLICED DISCONNECT HEAD		
Top and Bottom		
H314612	1 ¼" x 6' and 1 ½" x 6'1"	6 lbs.
H314616	1 ¼" x 8' and 1 ½" x 8'1"	7 ½ lbs.
H314618	1 ¼" x 8' and 1 ½" x 10'1"	8 ¼ lbs.
H314620	1 ¼" x 10' and 1 ½" x 10'1"	9 lbs.
H314624	1 ¼" x 12' and 1 ½" x 12'1"	10 ½ lbs.



1 ¼" Spliced Disconnect Head

DISCONNECT STICKS – SECTIONAL

FEATURES AND APPLICATIONS:

- Tested per OSHA & ASTM F711
- Easily store in limited space
- Silicone coating and gloss finish seal out moisture
- Base cap included with top sections
- Non-conductive splices snap together for just the right job length
- Compact fittings interchange on orange Epoxiglas® insulated sections
- Rounded metal buttons and stainless steel springs for long life



1 1/4" Diameter Pole

CAT NO	LENGTH	LBS
STANDARD SWITCH HEAD DISCONNECT		
C4032073	6"	3/4 lbs.
C4032053	4'	2 3/8 lbs.
C4032054	6'	2 5/8 lbs.
C4032055	8'	2 7/8 lbs.

NON-METALLIC DISCONNECT HEAD

C4032095	6"	1 lb.
C4032059	4'	2 1/4 lbs.
C4032060	6'	2 1/2 lbs.
C4032061	8'	2 3/4 lbs.

PLASTIC UNIVERSAL HEAD

C4032071	6"	5/8 lb.
C4032046	4'	2 lbs.
C4032047	6'	2 1/4 lbs.
C4032048	8'	2 1/2 lbs.

TREE TRIMMER HEAD

C4032096	2'	3 1/4 lbs.
C4032097	4'	3 1/2 lbs.

EXTENSION SECTION

C4032062	4'	2 lbs.
C4032063	6'	2 1/4 lbs.
C4032064	8'	2 1/2 lbs.
C4032133	10'	2 3/4 lbs.

BASE CAP

C4032069	5"	1/8 lb.
----------	----	---------



1 1/2" Diameter Pole

CAT NO	LENGTH	LBS
STANDARD DISCONNECT HEAD		
C4032074	6"	1 lb.
C4032056	6'	3 1/8 lbs.
C4032057	8'	3 5/8 lbs.
C4032058	10'	4 1/8 lbs.

STANDARD UNIVERSAL HEAD

C4032072	6"	1 lb.
C4032049	4'	2 7/8 lbs.
C4032050	6'	3 3/8 lbs.
C4032051	8'	3 7/8 lbs.
C4035052	10'	4 1/8 lbs.

EXTENSION SECTION

C4032065	4'	2 lbs.
C4032066	6'	2 1/2 lbs.
C4032067	8'	3 lbs.
C4032068	10'	3 1/2 lbs.


BASE CAP

C4032070	5"	1/4 lb.
----------	----	---------

DISCONNECT STICKS – TELESCOPIC

FEATURES AND APPLICATIONS:

- Tested per OSHA & ASTM F711
- Allow linemen to perform many routine jobs from ground level
- Universal end fitting on insulated top section accepts a wide variety of attachments
- This allows linemen to disconnect switches and replace cutout tubes
- Also allows linemen to remove pole covers, prune trees and other overhead tasks
- Sticks retract to approximately 5 ft. for easy truck transport
- Heavy-duty, spring-loaded plastic buttons keep extended tool sections locked in place



CAT NO	LOCKING LENGTHS	RETRACTED LENGTH	BASE DIA.	# OF SECTIONS	LBS
STANDARD DUTY (1 1/16" DIA. TIP)					
C4031023	8'	56"	1 ¼"	2	2.0
C4031017	8' – 12'	57"	1 ½"	3	2.75
C4031018	12' – 16'	59"	1 11/16"	4	4.0
C4031019	12 ½', 16 ½', 20'	61"	1 7/8"	5	5.25
C4031020	16 ½', 20 ½', 25'	63"	2 1/16"	6	7.0
C4031021	17 ½', 21 ½', 25 ½', 30'	65"	2 ¼"	7	8.75
C4031022	22', 26', 30 ½', 40'	67"	2 ½"	8	11.0
T4033349	22', 28', 34', 40'	74 ½"	2 ½"	8	12.0

COMPACT STANDARD DUTY (1 1/16" DIA. TIP)

T4032205	7'	28"	1 7/8"	5	2.75
C4031739	14', 17', 20', 23'	48"	2 ½"	8	9.0
T4033240	10'	36"	1 11/16"	4	4.0

HEAVY DUTY (1 ¼" DIA. TIP)

C4031597	8'	56"	1 ½"	2	3.0
C4031598	8' – 12'	57"	1 11/16"	3	3.75
C4031599	12' – 16'	59"	1 7/8"	4	5.0
C4031600	12 ½', 16 ½', 20'	61"	2 1/16"	5	6.5
C4031601	16 ½', 20 ½', 25'	63"	2 ¼"	6	8.5
C4031602	17 ½', 21 ½', 25 ½', 30'	65"	2 ½"	7	10.25

DISCONNECT STICKS – TELESCOPIC MEASURING

FEATURES AND APPLICATIONS:

- Tested per OSHA & ASTM F711
- English and metric scales for measuring pole heights and conductor clearances from ground
- Easy-to-read scales feature large black characters on Chance orange fiberglass sections
- English scales are marked with 1' increments
- Each inch is marked in bold numbers and half inches are indicated with intermediate bars
- Removable disconnect head for operating switches and cutouts
- End fitting on insulated top section accepts other Universal Tool Accessories for energized conductor applications, all from the ground
- Positive spring-load locking-button mechanism and plug feature prevent tool separation
- Once snapped into place, buttons securely lock into position – no unexpected tool retractions

CAT NO	# of SECTIONS	MIN. LENGTH	MAX. LENGTH	LBS
C4031022EM	8	5' 7"	34' 9.3"	11.0



Right: English feet, inches, half inches

Left: Metric meters, decimeters, centimeters



RATCHET CABLE CUTTERS

FEATURES AND APPLICATIONS:

- Tested per OSHA & ASTM F711
- High performance design incorporates Delrin rollers and two-piece operating rod
- Roller mechanism travels smoothly along main Epoxiglas® pole
- Linked through the roller support unit, the hinged operating rod and larger Epoxiglas® pole reinforce each other
- Meet OSHA Electrical Rating subpart V-section 1926.951 (d)
- Insulated support pole is Chance orange 1 1/2" diameter Epoxiglas® with Plastisol butt cap
- Operating rod is 3/8" diameter solid fiberglass rod
- Lever handle is 1" diameter Epoxiglas® with rubber cushion grip
- Four standard models offer practical 6' or 8' lengths with choice of cutter heads for soft wire or ACSR
- Shear-type steel blades cut without deforming cable
- Heads are interchangeable for field change outs
- Soft-wire Head cuts aluminum cable through 1000 kcmil bare (1.152") or jacketed URD (2.125") and copper through 556 kcmil (1")



RATCHET CABLE CUTTERS

CAT NO	LENGTHS	HEAD	LBS
C4031381	6'	1000 kcmil A.A. 500 kcmil Cu.	11 lbs.
C4031382	6'	556 kcmil ACSR	11 lbs.
C4031383	8'	1000 kcmil A.A. 500 kcmil Cu.	11.5 lbs.
C4031384	8'	556 kcmil ACSR	11.5 lbs.

CUTTER HEAD ONLY

CAT NO	HEAD	LBS
P4031387P	1000 kcmil A.A. 500 kcmil Cu.	2.25 lbs.
P4031388P	556 kcmil ACSR	2.25 lbs.


RESCUE HOOK

FEATURES AND APPLICATIONS:

- Handle Meets ASTM F711 and IEC 60855 specifications
- 3/4" high strength steel hook w/18" diameter
- Mounted on a 1 1/4" diameter Epoxiglas® pole

RESCUE HOOK

CAT NO	HEAD	LBS
PSC4033703	6' Rescue Hook	7.25 lbs.
PSC4033704	8' Rescue Hook	8 lbs.



SALISBURY VOLTAGE DETECTORS

VOLTAGE DETECTORS

VOLTAGE DETECTORS are used to verify live or de-energized conductors. These detectors may be used with rubber insulating gloves or hot sticks using the splined universal end fitting. Testers indicate the presence of voltage with an extra bright LED light and a distinctive audible signal. It is recommended that the tester be moved closer to the conductor until warning is indicated, or it touches the conductor, apparatus or test point. All voltage detectors use 3 “C” batteries (included).

CAT. NO.	DIMENSIONS	SETTINGS	WEIGHT
		PHASE TO PHASE	
4244	11" x 3.5"	Off/240V/4.2kV/15kV/25kV/35kV/69kV/115kV/230kV	15oz.
4344	11" x 3.5"	Off/240V/4.2kV/35kV/69kV/115kV/230kV/345kV/500kV	15oz.
4444	11" x 3.5"	Off/Test-240V/Battery/URD: 15kV/25kV/35kV Overhead: 4.2kV/15kV/25kV/35kV/46kV/69kV	15oz.

COMPLETE KITS

4356	(1) 4244 Detector 240V to 230kV, (1) 21517 Case, (1) 2500 Shotgun Adapter	2lbs.
4367	(1) 4344 Detector 240V to 500kV, (1) 21517 Case, (1) 2500 Shotgun Adapter	2lbs.
4469	(1) 4444 Detector 240V to 69kV, (1) 21517 Case, (1) 2500 Shotgun Adapter	2lbs.



SELF TESTING VOLTAGE DETECTOR KITS – Salisbury’s self-testing voltage detectors allow testing to be continuous and automatic. An intermittent flash beep confirms the detector is functioning properly.

CAT. NO.	DIMENSIONS	SETTINGS	WEIGHT
		PHASE TO PHASE	
4544	11" x 3.5"	Off/240V/4.2kV/15kV/25kV/35kV/69kV/115kV/230kV	15oz.
4644	11" x 3.5"	Off/240V/4.2kV/35kV/69kV/115kV/230kV/345kV/500kV	15oz.
4744	11" x 3.5"	Off/Test-240V/Battery/URD: 15kV/25kV/35kV Overhead: 4.2kV/15kV/25kV/35kV/46kV/69kV	15oz.
4745	11" x 3.5"	Off/Test-240V/Battery/URD: 4.8kV/7.2kV/16kV Overhead: 2.4/4.2kV / 4.8kV/8.3kV / 8.0kV/13.8-7.2kV / 12.5kV / 14.4/25-16/27.6kV / 44kV	15oz.

SALISBURY VOLTAGE DETECTORS

COMPLETE KITS (SELF TESTING)

4556	(1) 4544 Detector 240V to 230kV, (1) 21517 Case, (1) 2500 Shotgun Adapter	2lbs.
4667	(1) 4644 Detector 240V to 500kV, (1) 21517 Case, (1) 2500 Shotgun Adapter	2lbs.
4769	(1) 4744 Detector 240V to 69kV, (1) 21517 Case, (1) 2500 Shotgun Adapter	2lbs.



2500



4445



21517

VOLTAGE DETECTOR ACCESSORIES

2500	-	Shotgun Adapter	0.4lbs.
21517	12"x8"x4.5"	Storage Case	1lbs.
4445	-	Voltage Detector Tester	1lbs.
21600	-	Replacement Handle	-

275HVD VOLTAGE DETECTOR

THE MODEL 275HVD VOLTAGE DETECTOR warns the operator of live conductors with the use of its detector sensor and audible and visual (LED) indication of live voltage. Self-test ensures that all system functions and indicators are working properly. Designed for use with hot sticks using a shotgun adapter. Kit Includes the voltage detector, shotgun adapter, carrying case and 3 "C" batteries.

Detection Frequency: 45 to 70Hz

Ranges: 240V, 2kV, 6kV, 11kV, 22kV, 33kV, 132kV, 275kV



Model 275HVD



PD800W PHASING DIGITAL WIRELESS METER

The **PD800W**® Cordless Phasing Meter accurately and easily operates in multiple applications including phasing, voltage detection, phase sequencing and phase angle indication. You will only need this one kit for three-phase secondary systems, capacitive test points, URD systems and overhead and transmission/substation systems. This unique tester operates like a conventional phasing tester but **does not require an interconnecting cable or extension resistors**.

FEATURES:

- FCC Licensed Wireless Technology
- Meter probe features a large easy-to-read digital display with backlight
- Both probes feature high intensity color coded LED indicator lights
- Both probes are impact and water resistant, designed to withstand wear
- Both probes are completely shielded to minimize stray field interference
- Cordless phasing tool direct contact from 120V – 69kV
- Cordless phasing tool (Degree Position Only) non-contact from 69kV – 800kV, transmission/Substation systems
- Automatically alerts user of a delta/wye transformation
- Operating range of 100 feet
- Kit is stored in a highly durable padded carrying case
- One year warranty on parts and labor



83280 ANALOG PHASING METER 35KV

The **83280** is a unique tool in that it may be used as a conventional phasing meter, or the meter probe may be used as a stand-alone voltage detector on primary or secondary voltages or capacitive test points.

FEATURES:

- Can be used as stand-alone 35kV voltage detector without the second probe
- A conventional 35kV phasing meter both overhead and URD applications
- Phase capacitive test points
- A large easy to read analog meter
- Meter housing is completely shielded to minimize stray field indications
- An insulated (35kV) interconnect cable with second probe
- Each probe is impact and water resistant
- Meter is stored in a highly durable padded carrying case
- Operating range of 100 feet
- Kit is stored in a highly durable carrying case padded with foam
- One year warranty on parts and labor



VDAO40P™ ANALOG VOLTAGE DETECTOR 40kV

The **VDAO40P™** is a dual application analog voltage detector.

FEATURES:

- Detects 0-40kV line to ground (0-69kV phase to phase)
- A proximity or direct contact on overhead and underground systems
- Easy to read analog scale
- Detect voltage from the ground on bare overhead lines when hand held
- Test secondary voltage on bare or insulated cables
- The detector indicates line to ground values for nominal or induced voltages
- The 5-position selector switch is calibrated for height above ground to compensate for a capacitive coupling effect
- Shielded to minimize stray field interference
- For your safety, the detector includes overload protection up to 500kV
- Internal backlight available for night use
- Water resistant and a strong construction designed to withstand wear
- Contained in a highly durable padded carrying case
- One year warranty on parts and labor



RCDC1000™ RAIL/CATENARY DIRECT CURRENT METER 1000V

The **RCDC1000™** digital DC resistive voltmeter has a single range of 0-2kV. The unit consists of a meter probe, second probe and connector cable. This unit is designed to measure DC voltage between the negative return rail and overhead positive catenary conductor used on transit systems. The five position selector switch located on the face controls OFF, ON and test. The OFF positions are for storage and transit. The ON position is for measurements from 0-1999 volts with one volt resolution. The T position tests basic meter functions and the digital display.

FEATURES:

- A general purpose 0-2kV DC digital display
- Designed to confirm the status of electrical systems
- Can be used with higher currents than hand held models
- A large digital LCD display has a backlight for easy reading
- Both the meter probe and secondary probe have threaded end fittings
- The unit includes three adapters: a hook adapter, a straight adapter and a magnetic track adapter
- A 30 foot interconnecting cable is also included with other cable length options available
- Meter is water resistant and has a strong construction designed to withstand wear
- Packaged in a durable bag
- One year warranty on parts and labor



Burlington Safety Laboratory has been testing protective equipment since 1971. We are accredited by NAIL for PET, and our test procedures meet or exceed ASTM/ANSI, MIL Specs, NFPA 70E, FED and CAL OSHA standards. Our quality control procedures include thorough and accurate records of each and every article tested, along with dates and test values. Burlington Safety Laboratory's technicians are fully trained before they perform critical tests on your personal protective equipment.

Three Locations

Quick Turnaround

Expedited Services Available

Documented Test Results

State-of-the-Art Testing Labs

Exceptional Customer Service

New Product Inventory to Replace Failures

East Coast Operations

2009 Route 130 North
Burlington, NJ 08016
609.387.3404
800.220.2120

Northern California

7087 Commerce Circle, Unit B
Pleasanton, CA 94588
925.251.1412
888.817.1412

Southern California

7382 Bolsa Avenue
Westminster, CA 92683
714.373.2801
800.296.2803

Rubber Insulating Equipment	ASTM/ANSI or GSA/MIL SPEC DESIGNATION
Rubber Insulating Gloves	
2.5-30kV Class 00 – Class 3	D120/F496
40kv Class 4	ZZG-401-8
Rubber Insulating Sleeves	
5-30kV Class 00 – Class 3	D1051/F496
40kV Class 4	D1051/F496
Rubber Insulating Footwear	
5-20kV Overshoes	F1116/F1117
5-20kV Boots	F1116/F1117
Rubber Insulating Blankets	
5-30kV Class 0 – Class 3	D1048/F479
40kV Class 4	D1048/F479
Rubber Insulating Line Equipment (Hose, Hoods, Covers, etc.)	D1050/F478

Jumpers/Grounds

Hotline Jumpers (Insulation & Voltage Drop Test)	F2321
Ground Sets and Leads (Voltage Drop Test)	F855

Line Guards

Plastic Line Guards	F712
---------------------	------

Hot Line Tools

Switch Sticks and Other Straight Sticks	F711/IEEE 978
Telescopic Sticks	F711/IEEE 978
Grip-All (Shotgun) Straight	F711/IEEE 978
Grip-All (Shotgun) Hinged	F711/IEEE 978

Voltage Detectors/Meters

Voltage Detectors (Manufacturer's Functional Test)	
Meters (Manufacturer's Functional Test) Calibration Services Available	

REPAIR/REFURBISHING

Burlington Safety Laboratory also offers repair and refurbishing services for your hotline tools. Refurbishing services include making necessary repairs, sanding, patching and re-coating with Epoxy to manufacture specifications (fiberglass tools) as well as a complimentary proof test to ASTM F711 standards

- Jumpers
- Platforms
- Hot Arms
- All Other Fiberglass Tools
- Grounds
- Hot Sticks
- Hot Ladders



TRUCK TESTING

Burlington Safety Laboratory provides annual test and inspection services for your aerial devices on site, at your facility. Properly maintained and tested aerial devices are essential to the safe and economical operation of a fleet. Operators and their co-workers rely on the aerial devices to perform structurally, mechanically, functionally and dielectrically as intended. OSHA and ANSI require regular annual inspections. A thorough, regularly scheduled inspection and test program can identify developing problems before they cause injuries or downtime.



OTHER ONSITE SERVICES

Burlington Safety Laboratory provides onsite testing for hot sticks and grounding equipment as well. Any equipment determined to need repairs and/or refurbishing will need to be brought back to Burlington as repairs and refurbishing cannot be provided onsite.

Please contact us for assistance with your onsite service needs.

RUBBER GLOVE VISUAL INSPECTION TIPS



Checking for cracks due to UV or ozone



Splits, cuts or holes from snags and punctures



Grooves worn due to rope burns or heat exposure



Weak creases resulting from being left too long inside out or folded



Electrical puncture



"Blooms" or "swells" from chemicals or oils

ALWAYS:

- Follow company work policies and safety rules
- Inspect gloves and sleeves daily for damage
- Wear appropriate leather protectors over rubber gloves
- Wash gloves and/or sleeves with mild soap and rinse thoroughly
- Let gloves and/or sleeves air dry completely at room temperature
- Store gloves and/or sleeves in a protective bag

NEVER:

- Wear jewelry or sharp objects when using rubber gloves or sleeves
- Wear damaged gloves or sleeves
- Store gloves or sleeves inside out, folded or ways causing stretching or compression
- Store gloves or sleeves near sources of UV, Ozone or heat
- Allow gloves or sleeves to contact petroleum-based products (oil, gas, solvent, hand creams)

RUBBER GLOVE VISUAL INSPECTION TIPS



1. Grasp glove



2. Stretch to seal closed



3. Press and roll tightly



4. Twirl glove, rotating on rolled ends



5. Entrap air by holding in one hand



6. Hold close to ear, squeeze to add pressure, listen and feel for pinhole leaks



7. Turn glove inside out and repeat the process

TOOLS TO HELP EASE FIELD INSPECTION



G100

Glove Inflator Kit with Adapter & Storage Bag



“FAIT” Field Air Inflation Tool
Makes daily visual inspection simple and efficient

TESTING INTERVALS

ARTICLE	TESTING INTERVAL
GLOVES	Every 6 months
SLEEVES	Every 12 months
BLANKETS	Every 12 months
LINEHOSE	Every 12 months
BOOTS	Every 6 months
GROUNDS	Every 12 months
FIBERGLASS TOOLS	Every 2 years



East Coast Operations

2009 Route 130 North

Burlington, NJ 08016

609.387.3404

800.220.2120

Northern California

7087 Commerce Circle, Unit B

Pleasanton, CA 94588

925.251.1412

888.817.1412

Southern California

7382 Bolsa Avenue

Westminster, CA 92683

714.373.2801

800.296.2803



WWW.BURLINGTONSAFETY.COM