



PRODUCT CATALOG



CHEMICAL PROCESSING MINING PULP & PAPER WASTEWATER BUILDING & CONSTRUCTION FOOD & BEVERAGE TEXTILES HYDRO
POWER GENERATION SOLAR OIL & GAS MARINE

REDEFINING WHAT'S POSSIBLE

Colfax Fluid Handling is redefining what's possible in the oil and gas, power generation, industry and commercial marine markets, collaborating with engineers and operators like you to develop the best fluid-handling solutions for your application.

Your toughest challenges are addressed with more than just an off-the-shelf product when you partner with Colfax Fluid Handling. You get 150 years of application experience, technology that's relied on to support numerous power and industrial plants every day worldwide, and a team of product and service specialists tasked with maximizing the efficiency of your operation – from the very start to the finish of your project.

All of this is enabled by a broad portfolio of pumps and engineered systems from brands you and your clients know and trust — Allweiler®, Houttuin™, Imo®, Warren® and Zenith® — ensuring that you get the reliability your operations demand and expert levels of service that you require during design, commissioning and throughout operations.

As your single-source global supplier, we call this "Total Savings of Ownership (TSO)" reducing the overall costs of your operation and increasing your profitability.

Note:

Please note that performance data and construction characteristics of our products may change due to continuous optimization and development. Please check www.colfaxfluidhandling.com for the latest release of this brochure.

PRODUCT OVERVIEW

PRODUCTS AND SYSTEMS YOU CAN RELY ON FROM START TO FINISH

The challenges you face in the global processing and manufacturing industry, in power generation, oil and gas and shipbuilding can be daunting. The critical process application requirements and broad market dynamics you need to deal with every day are constantly changing. Your manufacturing and production technologies are often unique, complex and sometimes among the most regulated in the world. Whether you are producing **energy, chemicals, fuels, ship technology, plastics and textiles, paints and coatings, pharmaceuticals, food and beverages, pulp and paper or processing wastewater**, the goal of all businesses remains essentially the same: to design or maintain processes that meet or exceed production schedules and minimize expensive downtime. Innovative and time-tested for precision performance, our pumps, systems and solutions for these applications withstand any number of rigors, from high temperature and low viscosity to unique needs for hygienic design or handling fluids with solids and fibers. Whatever the application requirement, Colfax Fluid Handling meets your exacting needs with a wide range of pump technologies that work for you.

THREE-SCREW PUMPS

Design with only three rotating parts, pulse-free flow with extremely low vibration and noise levels, and high-pressure boost capabilities, even when handling low-viscosity fluids.

TWO-SCREW PUMPS

Versatile self-priming horizontal and vertical screw pumps with tremendous product viscosity range for lubricating and non-lubricating liquids.

PROGRESSING CAVITY PUMPS

Simple and economical pump design requiring only one shaft seal, able to handle fluids contaminated with large percentages of abrasive solids.

CENTRIFUGAL PUMPS

Custom designed to specific application requirements with a wide range of low viscosity aggressive and non-aggressive fluids, and a dynamically balanced impeller to reduce vibration.

PROPELLER PUMPS

Pump design for large volumes, delivery heads up to 20 meters

SIDE CHANNEL PUMPS

Side channel designs fill the hydraulic performance gap between positive displacement pumps and centrifugal pumps.

EXTERNAL/INTERNAL GEAR PUMPS

Pumps for true precision metering, with accurate delivery under varying conditions of pressure, temperature and viscosity.

PERISTALTIC PUMPS

Dry self-priming, seal-less and valve-less design for low to highly viscous liquids, pasty, neutral or aggressive, pure or abrasive, gaseous or tending to froth, also with fibrous and solids content.

MACERATORS

Macerators crush fibers and solids contained in liquids and make them pumpable.

SMART SOLUTIONS

The revolutionary Colfax Fluid Handling Smart Technology Platform expands and improves pump monitoring and control capabilities. The results are dramatically lower maintenance and energy costs, elevated safety, and optimized control for bringing the pump to the desired operating point.

ENGINEERED SYSTEMS

Lubrication systems, dry gas seal systems, packaged units, point-to-point box lubricators and other highly engineered systems to Colfax Fluid Handling customers in the oil and gas, commercial marine, power and industry markets.

Page 4

Page 18

Page 28

Page 36

Page 46

Page 50

Page 54

Page 60

Page 62

Page 64

Page 66

Note: Performance data with 50 Hz speeds of rotation; other performance data on request.



THREE-SCREW PUMPS

The ALLWEILER® and IMO® three-screw pumps are rotary, self-priming positive displacement pumps. The pumping elements consist of three moving parts: the power rotor (main screw) and two symmetrically opposed idler rotors, all operating within close fitting housing bores. The incoming process fluid is conveyed by the rotating power rotor by means of the cavity formed with the intermeshing idler rotors.


From suction to discharge, the fluid is transferred by means of a series of constantly forming and re-forming chambers until it reaches the casing outlet. Symmetrical pressure loading on the power rotor eliminates the need for radial bearings to absorb radial forces. The idler rotors generate a hydrodynamic film, which provides radial support similar to journal bearings. Axial loads on the power rotor and idler rotors, created by differential pressure, are hydrostatically balanced. With this design arrangement, high differential pressures can be managed.

Strengths of the technology

- High pressure boost capabilities even when handling low viscosity fluids
- Pump with one of the highest overall efficiencies when aligned with only three rotating parts
- Virtually pulse-free flow with extremely low vibration and noise levels

THREE-SCREW PUMPS

ALLWEILER® IMO®



Maximizing TSO* due to

Long service life

Hardened and ground screws; hydraulically driven idler spindles that are not subject to any wear.

Reliable operation

As overload protection a built-on-pressure relief valve is possible.

Low maintenance

Internal bearing lubricated by pumped liquid or external bearing grease lubricated.

Easy maintenance

Complete insert unit dismountable. The pump casing remains in the piping.

Flexible configuration

Shaft sealing alternatively by shaft seal rings, mechanical seal or magnetic coupling according to the operating conditions.

*Total Savings of Ownership

Main Applications

Utilized in all segments of industry where lubricating liquids are pumped that do not contain abrasive components, and which will not chemically attack the pump materials, e. g. heavy and diesel oil, circulation of lubricating and hydraulic oils.

General advantages of the three-screw pumps at a glance:

- Self-priming
- Virtually no pulsation
- Wide viscosity range
- High thermal resistance
- Low operating noise
- Very good efficiency
- Low wear
- Reliable during operation
- Compact space-saving design
- Long service life

Pumped liquid

- Water
- Wastewater
- Oil, lubricating fluids
- Coolant lubricants
- Heat carrier liquids
- Chemicals
- Food, beverage, cosmetics, pharmaceuticals
- Water
- Waste
- Oil
- Cool
- Heat
- Chem
- Food



Oil



Oil



Oil



Oil



Oil

Series			12L		VH		SD		6U/6T		SE	
Max. flow rate	GPM	l/min	100	379	343	1,300	55	210	200	757	15	55
Max. discharge pressure	PSIG	bar	4,500	310	4,061	280	3,046	210	2,500	172	2,321	160
Viscosity	mm ² /s		4 to 5,400		3 to 1,500		3 to 760		4 to 5,400		3 to 380	
Max. fluid temperature	°F	°C			302	150	176	80			176	80
Horizontal/vertical installation			●/-		-/●		-/●		●/●		●/●	
Wall/pedestal mounting			-/-		●/-		●/-		-/●		-/-	
Dry installation			●		●		●		●		-	
In-tank installation			-		●		●		-		●	
Magnetic coupling			-		-		-		-		-	

Pumped liquid

- Water
- Wastewater
- Oil, lubricating fluids
- Coolant lubricants
- Heat carrier liquids
- Chemicals
- Food, beverage, cosmetics, pharmaceuticals
- Water
- Waste
- Oil
- Cool
- Heat
- Chem
- Food




Oil



Oil



Oil Cool



Oil



Oil

Series			12D		8L		EMTEC		SM		4T	
Max. flow rate	GPM	l/min	400	1,514	2,900	10,978	264	1,000	573	2,170	200	757
Max. discharge pressure	PSIG	bar	2,200	151	2,000	138	1,886	130	1,740	120	1,500	103
Viscosity	mm ² /s		4 to 5,400		10 to 5,400		1 to 2,000		1 to 5,000		2 to 3,200	
Max. fluid temperature	°F	°C	225	107	225	107	176	80	302	150		
Horizontal/vertical installation			●/●		●/-		●/●		●/●		●/●	
Wall/pedestal mounting			-/-		-/-		-/-		●/●		-/●	
Dry installation			●		●		●		●		●	
In-tank installation			-		-		●		●		-	
Magnetic coupling			-		-		-		-		-	

Pumped liquid

- Water
- Wastewater
- Oil, lubricating fluids
- Coolant lubricants
- Heat carrier liquids
- Chemicals
- Food, beverage, cosmetics, pharmaceuticals
- Water
- Waste
- Oil
- Cool
- Heat
- Chem
- Food



Oil




Oil



Oil



Oil



Water Oil


Series			6D		CFHM		SF		SU		TRITEC	
Max. flow rate	GPM	l/min	400	1,514	232	880	15	55	217	820	219	830
Max. discharge pressure	PSIG	bar	1,500	103	1,450	100	1,450	100	1,160	80	1,160	80
Viscosity	mm ² /s		4 to 5,400		3 to 760		3 to 760		3 to 380		0.3 to 2,000	
Max. fluid temperature	°F	°C	250	121	212	100	176	80	158	70	212	100
Horizontal/vertical installation			●/●		●/●		●/●		●/●		●/-	
Wall/pedestal mounting			-/●		●/-		-/-		-/-		-/-	
Dry installation			●		●		-		-		●	
In-tank installation			●		●		●		●		-	
Magnetic coupling			-		-		-		-		-	

Pumped liquid


- Water
- Wastewater
- Oil, lubricating fluids
- Coolant lubricants
- Heat carrier liquids
- Chemicals
- Food, beverage, cosmetics, pharmaceuticals
- Water
- Waste
- Oil
- Cool
- Heat
- Chem
- Food



Oil



Chem Oil



Oil



Oil



Oil

Series			SN		SN-M(B)		RU		AFI		AFI-F	
Max. flow rate	GPM	l/min	1,400	5,300	925	3,500	217	820	30	112	30	112
Max. discharge pressure	PSIG	bar	1,160	80	928	64	725	50	580	40	580	40
Viscosity	mm ² /s		1 to 5,000		2 to 5,000		3 to 380		1 to 750		1 to 750	
Max. fluid temperature	°F	°C	482	250	302	150	158	70	302	150	302	150
Horizontal/vertical installation			●/●		●/●		●/●		●/●		-/●	
Wall/pedestal mounting			●/●		●/●		-/-		●/●		-/●	
Dry installation			●		●		-		●		●	
In-tank installation			●		-		●		●		-	
Magnetic coupling			-		●		-		-		-	

Pumped liquid

- Water
- Wastewater
- Oil, lubricating fluids
- Coolant lubricants
- Heat carrier liquids
- Chemicals
- Food, beverage, cosmetics, pharmaceuticals
- Water
- Waste
- Oil
- Cool
- Heat
- Chem
- Food



Oil




Oil



Oil



Oil



Oil

Series			AFI-T		AFM		AFM-F		AFM-T		CFHN	
Max. flow rate	GPM	l/min	30	112	30	112	30	112	30	112	200	757
Max. discharge pressure	PSIG	bar	580	40	580	40	580	40	580	40	580	40
Viscosity	mm ² /s		1 to 750		1 to 3,000		1 to 750		1 to 750		2 to 650	
Max. fluid temperature	°F	°C	302	150	302	150	302	150	302	150	212	100
Horizontal/vertical installation			-/●		●/●		-/●		-/●		●/●	
Wall/pedestal mounting			-/●		●/●		-/●		-/●		●/●	
Dry installation			●		●		●		●		●	
In-tank installation			-		-		-		-		-	
Magnetic coupling			-		●		●		●		-	

Pumped liquid

- Water
- Wastewater
- Oil, lubricating fluids
- Coolant lubricants
- Heat carrier liquids
- Chemicals
- Food, beverage, cosmetics, pharmaceuticals
- Water
- Waste
- Oil
- Cool
- Heat
- Chem
- Food



Oil



Oil



Oil



Oil



Oil

Series			T324N		324A-Series		3D		3L		323F-Series	
Max. flow rate	GPM	l/min	800	3,033	900	3,400	400	1,514	200	757	3,300	12,500
Max. discharge pressure	PSIG	bar	500	34	500	34	500	34	500	34	300/500	21/34
Viscosity	mm ² /s		11 to 4,320		11 to 43,200		2 to 3,250		2 to 3,200		11 to 43,200	
Max. fluid temperature	°F	°C	500	260	500	260	250	121			500	260
Horizontal/vertical installation			●/●		●/●		●/●		●/●		●/●	
Wall/pedestal mounting			●/●		-/-		●/●		-/●		-/-	
Dry installation			●		●		●		●		●	
In-tank installation			-		-		●		-		-	
Magnetic coupling			●		-		-		-		-	

Pumped liquid

- Water
- Wastewater
- Oil, lubricating fluids
- Coolant lubricants
- Heat carrier liquids
- Chemicals
- Food, beverage, cosmetics, pharmaceuticals
- Water
- Waste
- Oil
- Cool
- Heat
- Chem
- Food



Series		3G		ACE Standard		ACG/UCG Standard		ALLUB RUV		TRILUBTRL	
Max. flow rate	GPM l/min	200	757	47	180	316	1,200	343	1,300	232	880
Max. discharge pressure	PSIG bar	250	17	232	16	232	16	232	16	232	16
Viscosity	mm ² /s	2 to 3,200		1.4 to 3,500		1.4 to 3,500		3 to 760		3 to 760	
Max. fluid temperature	°F °C	225	107	311	155	311	155	212	100	176	80
Horizontal/vertical installation		●/●		●/●		●/●		-/●		●/●	
Wall/pedestal mounting		●/●		●/●		●/●		-/-		●/●	
Dry installation		●		●		●		-		●	
In-tank installation		●		-		-		●		●	
Magnetic coupling		-		-		-		-		-	

Pumped liquid


- Water
- Wastewater
- Oil, lubricating fluids
- Coolant lubricants
- Heat carrier liquids
- Chemicals
- Food, beverage, cosmetics, pharmaceuticals
- Water
- Waste
- Oil
- Cool
- Heat
- Chem
- Food



Series		TRILUBTRE		TRILUB TRF		TRILUB TRQ		2BIC		3E	
Max. flow rate	GPM l/min	34	130	766	2,900	1,981	7,500	70	265	100	379
Max. discharge pressure	PSIG bar	232	16	232	16	189	13	175	12	150	10
Viscosity	mm ² /s	1.4 to 3,500		1.4 to 1,500		2 to 800		2 to 216		2 to 5,400	
Max. fluid temperature	°F °C	311	155	266	130	194	90	180	82	250	121
Horizontal/vertical installation		●/●		●/●		-/●		●/●		●/●	
Wall/pedestal mounting		●/●		●/●		-/●		-/-		●/●	
Dry installation		●		●		●		●		●	
In-tank installation		●		●		●		●		●	
Magnetic coupling		-		-		-		-		-	

Pumped liquid

- Water
- Wastewater
- Oil, lubricating fluids
- Coolant lubricants
- Heat carrier liquids
- Chemicals
- Food, beverage, cosmetics, pharmaceuticals
- Water
- Waste
- Oil
- Cool
- Heat
- Chem
- Food



Oil




Oil



Oil



Oil




Oil

Series			TRILUB TRD		AFT		AFT-F		AFT-T		LPD	
Max. flow rate	GPM	l/min	9	35	29	108	29	108	29	108	5	20
Max. discharge pressure	PSIG	bar	102	7	87	6	87	6	87	6	147	10
Viscosity	mm ² /s		1.4 to 1,500		1.4 to 380		1.4 to 380		1.4 to 380		1.4 to 600	
Max. fluid temperature	°F	°C	194	90	302	150	302	150	302	150	194	90
Horizontal/vertical installation			●/●		●/●		-/●		-/●		●/●	
Wall/pedestal mounting			●/●		●/●		-/●		-/●		●/●	
Dry installation			●		●		●		●		●	
In-tank installation			●		-		-		-		-	
Magnetic coupling			-		-		-		-		-	

Pumped liquid

- Water
- Wastewater
- Oil, lubricating fluids
- Coolant lubricants
- Heat carrier liquids
- Chemicals
- Food, beverage, cosmetics, pharmaceuticals
- Water
- Waste
- Oil
- Cool
- Heat
- Chem
- Food



Oil



Oil



Oil



Oil



Oil

Series			ACD		ACE Optiline		LPE Standard		LPE Optiline		ACG Optiline	
Max. flow rate	GPM	l/min	11	42	46	175	47	180	46	175	311	1,180
Max. discharge pressure	PSIG	bar	102	7	232	16	232	16	232	16	232	16
Viscosity	mm ² /s		1.4 to 1,500		1.4 to 1,500		1.4 to 3,500		1.4 to 1,500		1.4 to 1,500	
Max. fluid temperature	°F	°C	194	90	356	180	311	155	356	180	356	180
Horizontal/vertical installation			●/●		●/●		●/●		●/●		●/●	
Wall/pedestal mounting			●/●		●/●		●/●		●/●		●/●	
Dry installation			●		●		●		●		●	
In-tank installation			-		-		-		-		-	
Magnetic coupling			-		●		-		●		●	

Pumped liquid

- Water
- Wastewater
- Oil, lubricating fluids
- Coolant lubricants
- Heat carrier liquids
- Chemicals
- Food, beverage, cosmetics, pharmaceuticals
- Water
- Waste
- Oil
- Cool
- Heat
- Chem
- Food



Oil



Oil



Oil



Oil



Oil

Series			ACF/UCF		LPQ		E4		D4		D6	
Max. flow rate	GPM	l/min	763	2,900	2,079	7,900	266	1,010	276	1,050	237	900
Max. discharge pressure	PSIG	bar	232	16	232	16	1,471	100	2,353	160	3,676	250
Viscosity	mm²/s		1.4 to 1,500		2 to 800		12 to 400		2 to 400		1.6 to 400	
Max. fluid temperature	°F	°C	266	130	194	90	194	90	311	155	311	155
Horizontal/vertical installation			●/●		-/●		●/●		●/●		●/●	
Wall/pedestal mounting			●/●		-/●		●/●		●/●		●/●	
Dry installation			●		●		●		●		●	
In-tank installation			-		-		●		●		●	
Magnetic coupling			-		-		-		-		-	

COMMERCIAL MARINE
GLOBAL SOLUTIONS



ENGINE ROOM

- Ballast
- Cooling water (sea & fresh)
- Hot-water circulation
- Fuel & lubricating oil
- Hydrophore
- Boiler feed
- Sewage & sanitary services
- General service
- Condensate
- Firefighting
- Bilge
- Main LO circulation
- Sludge
- Gearbox services
- Electric propulsion
- Motor cooling
- Trim/weight compensation

CARGO SPACE / PROPULSION

- Aircraft fuel transfer
- Firefighting
- Wash down
- Deluge
- Hydraulics

BOILER ROOM

- Firefighting pumps
- Weapons cooling
- Hydraulics
- Hot water circulation
- Condensate transfer
- Thermal oil circulation
- Thermal oil filling
- Boiler water feed
- Fuel oil booster burner

DECK MACHINERY

- Hydraulics
- Air con
- Water transfer
- Winch lubrication
- Firefighting water transfer
- Cooling water transfer
- Power pack circulation (equipment, complete unit)
- Cargo handling



TWO-SCREW PUMPS

Manufactured under the brand names Houttuin and Warren, this technology utilizes two intermeshing screws synchronized by a set of external timing gears, which are assembled into a close fit figure-eight-shaped housing. The operating principle employed is based on the non-contacting concept of positive displacement (“PD”) pumps, which means a combination of timing gears are used to prevent the screws from touching each other. In addition, radial bearings orienting the screws position in the bores permits this technology to defy the capabilities of many PD pumps offered in the industry for non-lubricating fluids.

With no need for contacting surfaces and no dependence on fluid film support, two-screw pumps can be made using many different materials. They operate at a wide range of speeds while dealing with conventional and unconventional fluids with properties like ultra-low and ultra-high viscosity, gas entrainment, contamination and corrosives.


This technology is particularly suitable for industries, whose fluids are non-Newtonian, shear sensitive, have high vapor pressures, varying viscosities, and whose processes are solvent flushed, heated, batched or drained.

Strengths of the technology

- Tolerates contamination
- Large range of viscosity
- Runs dry
- Low shear
- Variable speed

TWO-SCREW PUMPS

HOUTTUIN™ WARREN®



Maximizing TSO* due to

Long service life

Precision gears prevent screw contact by maintaining a constant space between the screws, resulting in less wear on the screws.

Insensitive

Insensitive to impurities because there is no metal contact between the screw-shafts and the cylinder bore.

High performance

High suction capability due to good sealing of intermeshing screw profiles.

*Total Savings of Ownership

Main Applications

The Warren and Houttuin Pumps are used worldwide in the chemical and petrochemical industry, tank farms, power plants, offshore, refineries, shipbuilding and marine, soap, food, beverage, plastics and sugar industries.

General advantages of the two-screw pumps at a glance:


- Wide range of materials
- High temperature up to 698 °F/370 °C
- High flows up to 22,000 gpm/5,000 m³/h
- Low NPSH value

Pumped liquid

- WaterWater
- WastewaterWaste
- Oil, lubricating fluidsOil
- Coolant lubricantsCool
- Heat carrier liquidsHeat
- ChemicalsChem
- Food, beverage, cosmetics, pharmaceuticalsFood



Oil Chem



Oil Chem



Oil Chem



Oil Chem

Series		J10 – J20		J30 – J50		J60 – J70		J80	
Max. flow rate	GPM l/min	40	150	100	378	300	1,135	450	1,700
Max. discharge pressure	PSIG bar	1,000	69	1,000	69	500	34	400	28
Viscosity	mm ² /s	1 to 1,000,000		1 to 1,000,000		1 to 1,000,000		1 to 1,000,000	
Max. fluid temperature	°F °C	650	343	650	343	650	343	650	343
Horizontal/vertical installation		●/-		●/-		●/-		●/-	
Wall/pedestal mounting		-/-		-/-		-/-		-/-	
Dry installation		●		●		●		●	
In-tank installation		-		-		-		-	
Magnetic coupling		-		-		-		-	

Pumped liquid

- WaterWater
- WastewaterWaste
- Oil, lubricating fluidsOil
- Coolant lubricantsCool
- Heat carrier liquidsHeat
- ChemicalsChem
- Food, beverage, cosmetics, pharmaceuticalsFood



Oil



Oil



Oil



Oil

Series		360 – 2030 FSXA		2530 – 4550 FSXA		2030 – 3830 FSXB		4550 – 8930 FSXB	
Max. flow rate	GPM l/min	1,900	7,190	4,500	17,000	3,700	14,000	8,200	31,000
Max. discharge pressure	PSIG bar	1,400	97	1,400	97	1,500	103	1,500	103
Viscosity	mm ² /s	0.5 to 100,000		1 to 100,000		1 to 100,000		1 to 100,000	
Max. fluid temperature	°F °C	225	107	225	107	225	107	225	107
Horizontal/vertical installation		●/-		●/-		●/-		●/-	
Wall/pedestal mounting		-/-		-/-		-/-		-/-	
Dry installation		●		●		●		●	
In-tank installation		-		-		-		-	
Magnetic coupling		-		-		-		-	

Pumped liquid

- WaterWater
- WastewaterWaste
- Oil, lubricating fluidsOil
- Coolant lubricantsCool
- Heat carrier liquidsHeat
- ChemicalsChem
- Food, beverage, cosmetics, pharmaceuticalsFood



Oil



Oil



Oil



Oil



Oil

Series			GTS 074		GTS 133		GTS 170		GTS 208		GTS 268	
Max. flow rate	GPM	l/min	100	375	730	2,800	1,500	5,700	2,700	10,200	4,000	15,150
Max. discharge pressure	PSIG	bar	300	20	450	31	600	41	600	41	450	31
Viscosity	mm ² /s		972,000		972,000		972,000		972,000		972,000	
Max. fluid temperature	°F	°C										
Horizontal/vertical installation			-/-		-/-		-/-		-/-		-/-	
Wall/pedestal mounting			●/●		●/●		●/●		●/●		●/●	
Dry installation			●		●		●		●		●	
In-tank installation			-		-		-		-		-	
Magnetic coupling			-		-		-		-		-	

Pumped liquid

- WaterWater
- WastewaterWaste
- Oil, lubricating fluidsOil
- Coolant lubricantsCool
- Heat carrier liquidsHeat
- ChemicalsChem
- Food, beverage, cosmetics, pharmaceuticalsFood



Oil

Series			GTS 400	
Max. flow rate	GPM	l/min	6,000	22,700
Max. discharge pressure	PSIG	bar	300	20
Viscosity	mm ² /s		972,000	
Max. fluid temperature	°F	°C		
Horizontal/vertical installation			-/-	
Wall/pedestal mounting			●/●	
Dry installation			●	
In-tank installation			-	
Magnetic coupling			-	

MULTIPHASE PUMPING

UTILIZE ONE PUMP TO BOOST COMPLETE,

SYSTEMS

UNTREATED PRODUCTION FLOWS

In cases where pump systems see frequent or consistent gas volume fractions above 50%, a multiphase system offers advantages that very often warrant consideration for system and process optimization. Because of this, dynamic, multiphase systems are used primarily in production settings. However, multiphase systems can also be utilized in terminal and refinery transfer and unloading applications.

In a production setting, multiphase systems add hydraulic energy to the unprocessed production stream in order to generate higher flow rates over longer distances making longer tie backs possible before separation.

The conventional method of managing multiphase fluids was to separate the liquid and gas streams at upstream batteries, with the natural gas being either flared off or in some cases boosting the gas back to a Central Processing Facility. Both methods were deemed harmful from an environmental impact standpoint, and because of the added site and support equipment complexity and cost. This led to the need for the development of a new line of pumping technology, which eventually became known as Multiphase. Multiphase pumps handle the raw, production fluid stream with no pretreatment or conditioning of the fluid. They are designed to operate in near continuous upset mode due to the widely varying pressures, temperatures and fluid composition from the wells. The pumps not only eliminate harmful flaring and reduce the equipment footprint, but they also reduce the backpressure on the wells and introduce additional energy into the upstream gathering system, thereby accelerating the total output from the reservoirs. The added benefit of this revolutionary technology is the increased throughput of valuable process fluids in both depleted, low-producing wells and/or enhanced production over the life cycle of newly developed wells. This also provides a more homogeneous flow pattern in the overall piping network, helping to eliminate solids settling and downstream gas pocket obstructions. As experience bears out, Multiphase pumps and their associated systems require a special degree of fluid-conveying expertise to engineer, manufacture and support. Designing automated systems that are fully integrated into your production operation require careful consideration of all operational and life cycle aspects related to the specific production facility. The systems must be safe and dependable to support your demanding production needs. The Colfax Fluid Handling multiphase system has been modularized to provide you with adaptable features that meet requirements of various applications and environments. Moreover, Colfax Fluid Handling Multiphase systems can be stacked in parallel creating additional flow beyond individual units. The pump technologies used in multiphase systems are Progressing Cavity Pumps and Two-Screw Pumps.

Pumped liquid

- WaterWater
- WastewaterWaste
- Oil, lubricating fluidsOil
- Coolant lubricantsCool
- Heat carrier liquidsHeat
- ChemicalsChem
- Food, beverage, cosmetics, pharmaceuticalsFood



Waste Chem Food



Oil



Oil



Oil



Oil

Series		136.20		211.10		211.40		215.10		216.10	
Max. flow rate	GPM l/min	88	333	2,157	8,167	2,356	8,917	2,157	8,167	2,356	8,917
Max. discharge pressure	PSIG bar	154	11	224	16	224	16	150	10	224	16
Viscosity	mm²/s	0.6 to 1,500		20 to 760		0.6 to 1,500		20 to 760		20 to 760	
Max. fluid temperature	°F °C	176	80	176	80	212	100	176	80	176	80
Horizontal/vertical installation		●/-		-/●		-/●		-/●		●/-	
Wall/pedestal mounting		-/-		-/●		-/●		-/-		-/-	
Dry installation		●		●		●		-		●	
In-tank installation		-		-		-		●		-	
Magnetic coupling		-		-		-		-		-	

Pumped liquid

- WaterWater
- WastewaterWaste
- Oil, lubricating fluidsOil
- Coolant lubricantsCool
- Heat carrier liquidsHeat
- ChemicalsChem
- Food, beverage, cosmetics, pharmaceuticalsFood



Oil



Oil



Oil



Water Oil Chem



Oil Chem

Series		216.40		229.10		231.50		236.40		249.40	
Max. flow rate	GPM l/min	2,356	8,917	4,403	16,667	2,356	8,917	4,403	16,667	4,500	20,000
Max. discharge pressure	PSIG bar	224	16	224	16	224	16	224	16	290	20
Viscosity	mm²/s	0.6 to 1,500		20 to 760		0.6 to 5,000		0.6 to 5,000		1 to 100,000	
Max. fluid temperature	°F °C	212	100	176	80	284	140	284	140	284	140
Horizontal/vertical installation		●/-		●/-		-/●		●/-		●/-	
Wall/pedestal mounting		-/-		-/-		-/●		-/-		-/-	
Dry installation		●		●		●		●		●	
In-tank installation		-		-		-		-		-	
Magnetic coupling		-		-		-		-		-	

Pumped liquid

Water	Water
Wastewater	Waste
Oil, lubricating fluids	Oil
Coolant lubricants	Cool
Heat carrier liquids	Heat
Chemicals	Chem
Food, beverage, cosmetics, pharmaceuticals	Food



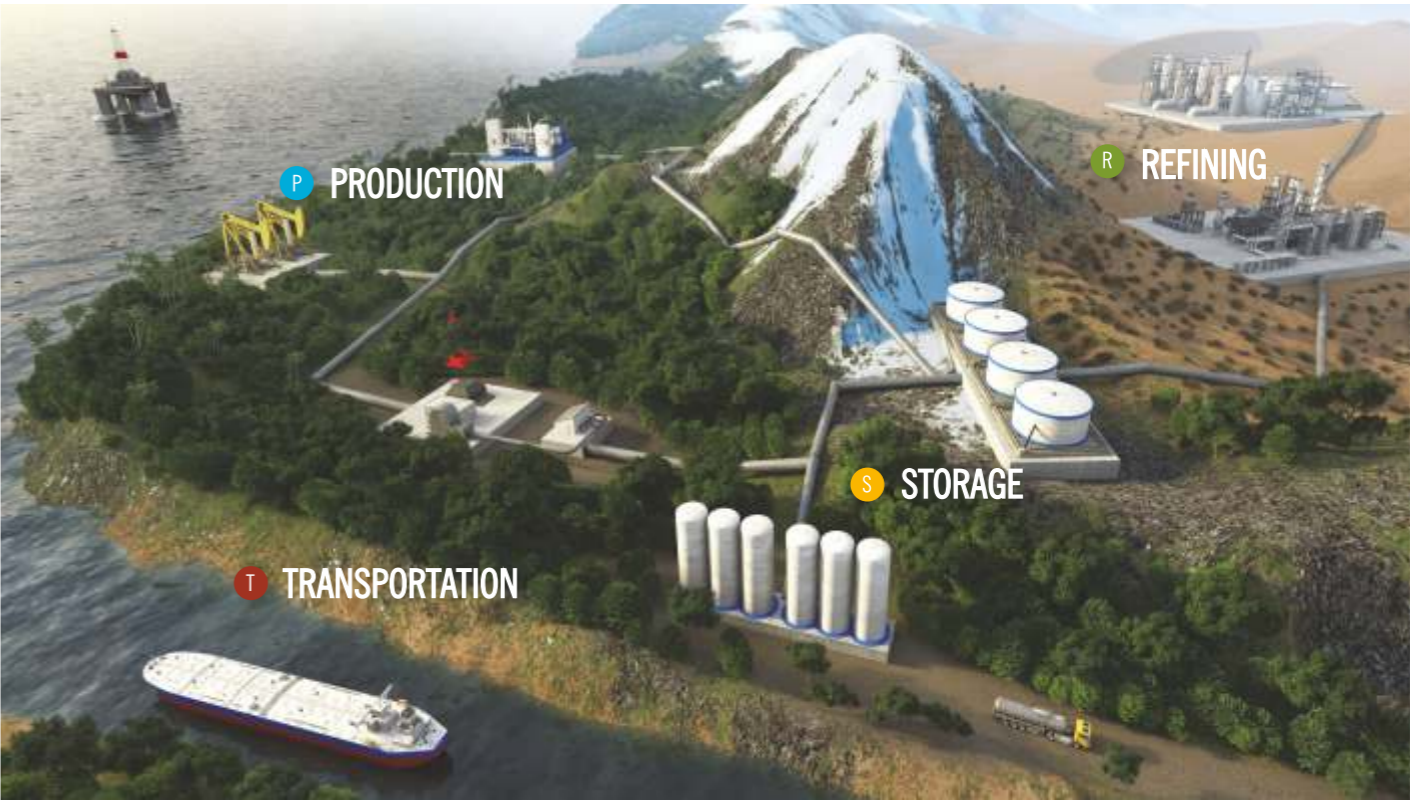
Oil Chem



Oil

Series		300		MR-MULTIPHASE
Max. flow rate	GPM l/min	22,014	83,333	up to 2,000,000 SCFN
Max. discharge pressure	PSIG bar	1,160	80	Gas Fractions to 99 %
Viscosity	mm²/s	0.5 to 100,000		Multiphase Oil
Max. fluid temperature	°F °C	750	400	
Horizontal/vertical installation		●/-		●/-
Wall/pedestal mounting		-/-		-/-
Dry installation		●		-
In-tank installation		-		-
Magnetic coupling		-		-

OIL & GAS
GLOBAL SOLUTIONS



PRODUCTS YOU NEED
WHEN AND WHERE YOU NEED THEM

Whether in the jungles of Colombia, the deserts of the Sahara or the icy waters of the polar circle, you can depend on Colfax Fluid Handling to meet your oil and gas needs. Our global presence and industry-leading product application experience ensure you get the right answer, no matter whether you produce, transport, store or refine. And because you're working with a unique company that knows where the fluid comes from and where it needs to go, you can always count on maximum efficiency, reliability, output and uptime.

Colfax Fluid Handling has worked with customers around the world to match or meet product performance requirements of published standards. Examples include API 676, API 614, API 682 and NACE. Our product portfolio focuses on positive displacement pump technology and extends to multiphase, lubrication and gas compression systems.

	Progressing cavity	Two-screw	Three-screw	Engineered systems
Field Gathering Pumps	X	X	X	
Heater Treater Charge Pumps	X	X	X	
Free Water Knockout Pumps	X	X		
Desalter Bottoms Pumps	X	X		
Multiphase Pumps	X	X		
Multiphase Systems				X
Gas Compression Systems				X
Water Injection Systems				X

	Progressing cavity	Two-screw	Three-screw	Gear
Suction Booster Pumps	X	X	X	
Mainline Shipping Pumps		X	X	
Pipeline Re-injection Pumps		X	X	
Scraper Trap Pumps			X	X
Chemical Injection Pumps				X



PROGRESSING CAVITY PUMPS

Progressing cavity pumps are self-priming, rotary displacement pumps for handling and dosing low to high-viscous, neutral or aggressive, pure or abrasive, gaseous liquids or liquids which tend to froth, even with fiber and solids content. The pumping elements of the self-priming progressing cavity pumps are the rotating rotor and the stationary stator. Colfax Fluid Handlings Allweiler® brand produces stators and rotors at its own factory in Germany.

ALLDUR® stators – available exclusively from Allweiler® brand – ensure the highest possible durability and economic efficiency. With ALLDUR® stators, you can now pump even extremely abrasive liquids economically and with minimal outlay for maintenance and spare parts!

Allweiler® brand progressing cavity pumps are characterized by high pumping and metering accuracy and continuous, extremely gentle, low pulsation pumping. The liquid structure remains intact during pumping. Allweiler® brand progressing cavity pumps display excellent self-priming features, also with dry substance content up to 45 %. Allweiler® progressing cavity pumps are available in all common materials, making them ideal not only for industrial use, but also (in stainless and CIP versions) for food and beverage production and the pumping of pharmaceuticals and cosmetics.

Strengths of the technology

- Continuous, extremely gentle, low pulsation pumping
- Excellent self-priming features
- Dry substance content up to 45 %
- Also available in stainless and CIP versions

PROGRESSING CAVITY PUMPS

ALLWEILER®



Maximizing TSO* due to

Low maintenance and spare part costs

Patented, zero-play stub shaft connection, internal bearing, removable bearing bracket, high-quality joint design, joint are protected against overpressure and solids, and are lifetime-lubricated with oil.

Maximum efficiency

Greater power density with innovative 1/2-screw pumping elements, stators with uniform clamping and special scaled, facet-like surface.

Low energy requirements

Rotors with lower friction, shaft seal with very small diameter and up to 50% lower friction loss.

***Total Savings of Ownership**

Main Applications


Utilized in all segments of chemical and petrochemical industries, but also for wastewater and environmental engineering, food and pharmaceutical industry, pulp and paper industry.

General advantages of the progressing cavity pumps at a glance:


- No deposits inside the casing
- Easy disassembly
- No bridge forming
- Easy to maintain
- Vibration-free, higher operating speeds, longer service lives
- Shaft sealing variable

Pumped liquid

- Water Water
- Wastewater Waste
- Oil, lubricating fluids Oil
- Coolant lubricants Cool
- Heat carrier liquids Heat
- Chemicals Chem
- Food, beverage, cosmetics, pharmaceuticals Food



Waste Chem Food



Water Chem Food



Waste Chem Food



Waste Chem Food

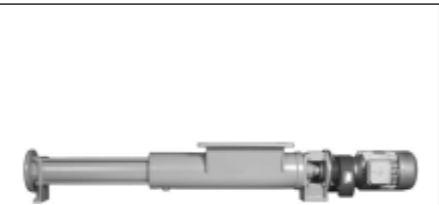


Waste Chem Food


Series			AE.V-ID		AE-ZD		AE.H-ID		AEB.4H-IE		AE.N-RG	
Max. flow rate	GPM	l/min	502	1,900	449	1,700	766	2,900	53	200	132	500
Max. discharge pressure	PSIG	bar	928	64	552	36	363	25	363	25	363	25
Viscosity	mm ² /s		270,000		1,000,000		270,000		270,000		1,000,000	
Max. fluid temperature	°F	°C	302	150	302	150	302	150	212	100	302	150
Horizontal/vertical installation			●/-		●/-		●/-		●/-		●/-	
Wall/pedestal mounting			-/●		-/●		-/●		-/●		-/●	
Dry installation			●		●		●		●		●	
In-tank installation			-		-		-		-		-	
Magnetic coupling			-		-		-		-		-	

Pumped liquid

- Water Water
- Wastewater Waste
- Oil, lubricating fluids Oil
- Coolant lubricants Cool
- Heat carrier liquids Heat
- Chemicals Chem
- Food, beverage, cosmetics, pharmaceuticals Food



Waste Chem Food



Waste Chem Food



Waste Chem Food



Waste Chem Food








Waste Chem Food

Series			AEB-ZE		AE.N-ID		AEB.N-IE		ANP		ANBP	
Max. flow rate	GPM	l/min	198	750	1,281	4,850	489	1,850	11	42	11	42
Max. discharge pressure	PSIG	bar	348	24	232(363)	16 (25)	174	16	232	16	232	16
Viscosity	mm ² /s		1,000,000		270,000		270,000		20,000		20,000	
Max. fluid temperature	°F	°C	212	100	302	150	212	100	302	150	212	100
Horizontal/vertical installation			●/-		●/-		●/-		●/-		●/-	
Wall/pedestal mounting			-/●		-/●		-/●		-/●		-/●	
Dry installation			●		●		●		●		●	
In-tank installation			-		-		-		-		-	
Magnetic coupling			-		-		-		-		-	






Pumped liquid

- WaterWater
- WastewaterWaste
- Oil, lubricating fluidsOil
- Coolant lubricantsCool
- Heat carrier liquidsHeat
- ChemicalsChem
- Food, beverage, cosmetics, pharmaceuticalsFood

						
	Waste Chem Food	Waste Chem Food		Waste Chem Food	Waste Chem Food	Waste Chem Food
Series	AE.E-ID	ALL-OPTIFLOW AE1F		ALL-OPTIFLOW AEB1F	AEB.E-IE	TECFLOW AE1L
Max. flow rate	GPM 1,981 l/min 7,500	1,004 3,800		1,004 3,800	766 2,900	713 2,700
Max. discharge pressure	PSIG 232 bar 16	232 16		232 16	232 16	232 16
Viscosity	mm²/s 300,000	300,000		300,000	300,000	200,000
Max. fluid temperature	°F 302 °C 150	275 135		212 100	212 100	302 150
Horizontal/vertical installation	●/-	●/-		●/-	●/-	●/-
Wall/pedestal mounting	-/●	-/●		-/●	-/●	-/●
Dry installation	●	●		●	●	●
In-tank installation	-	-		-	-	-
Magnetic coupling	-	-		-	-	-

Pumped liquid

- WaterWater
- WastewaterWaste
- Oil, lubricating fluidsOil
- Coolant lubricantsCool
- Heat carrier liquidsHeat
- ChemicalsChem
- Food, beverage, cosmetics, pharmaceuticalsFood

						
	Waste Chem Food	Waste Chem Food		Waste Chem Food	Food	Food
Series	TECFLOW AEB1L	ADP		ADBP	ALLCLEAN ACNP	ALLCLEAN ACNBP
Max. flow rate	GPM 713 l/min 2,700	3 10		3 10	127 480	127 480
Max. discharge pressure	PSIG 232 bar 16	174 12		174 12	174 12	174 12
Viscosity	mm²/s 200,000	20,000		20,000	150,000	150,000
Max. fluid temperature	°F 212 °C 100	302 150		212 100	266 130	212 100
Horizontal/vertical installation	●/-	●/-		●/-	●/-	●/-
Wall/pedestal mounting	-/●	-/●		-/●	-/●	-/●
Dry installation	●	●		●	●	●
In-tank installation	-	-		-	-	-
Magnetic coupling	-	-		-	-	-

Pumped liquid

- Water Water
- Wastewater Waste
- Oil, lubricating fluids Oil
- Coolant lubricants Cool
- Heat carrier liquids Heat
- Chemicals Chem
- Food, beverage, cosmetics, pharmaceuticals Food



Food



Waste Chem Food



Waste Chem Food



Waste Chem Food



Food

Series			AEB-SE		SETP		SETBP		SEFBP		AEB1E-ME	
Max. flow rate	GPM	l/min	238	900	621	2,350	177	670	177	670	185	700
Max. discharge pressure	PSIG	bar	174	12	145	10	145	10	145	10	116	8
Viscosity	mm²/s		150,000		300,000		150,000		150,000		150,000	
Max. fluid temperature	°F	°C	176	80	302	150	212	100	212	100	113	45
Horizontal/vertical installation			●/-		-/●		-/●		-/●		●/-	
Wall/pedestal mounting			-/●		●/-		●/-		●/-		-/-	
Dry installation			●		-		-		-		●	
In-tank installation			-		●		●		●		-	
Magnetic coupling			-		-		-		-		-	

Pumped liquid

- Water Water
- Wastewater Waste
- Oil, lubricating fluids Oil
- Coolant lubricants Cool
- Heat carrier liquids Heat
- Chemicals Chem
- Food, beverage, cosmetics, pharmaceuticals Food



Waste Chem Food



Food

Series			AFP		SMP2	
Max. flow rate	GPM	l/min	12	47	11	42
Max. discharge pressure	PSIG	bar	87	6	87	6
Viscosity	mm²/s		50,000		11,500	
Max. fluid temperature	°F	°C	113	45	140	60
Horizontal/vertical installation			-/●		●/-	
Wall/pedestal mounting			-/-		-/●	
Dry installation			-		●	
In-tank installation			●		-	
Magnetic coupling			-		-	

ALLDUR®:

ORIGINAL ALLWEILER® ALLDUR® STATORS: UP TO THREE-TIMES LONGER SERVICE LIFE, EVEN WITH ABRASIVE LIQUIDS

SIGNIFICANTLY LOWER COSTS FOR SPARE PARTS


Colfax Fluid Handlings Allweiler® brand progressing cavity pumps with ALLDUR® stators

Up to three-times longer service life

- Ready to handle heavy and dynamic loads
- High impact resilience
- Low compression set
- High tear-growth resistance
- High aging resistance
- Extreme durability

HERE'S WHAT YOU CAN EXPECT:

- Extremely high wear resistance
- Up to 300% longer service life (MTBF)
- Longer maintenance intervals
- Less downtime (MTTR)
- Lower maintenance costs
- Extended pump service life





CENTRIFUGAL PUMPS

With a centrifugal pump you can handle neutral or aggressive, pure or contaminated, cold or hot, toxic liquids and liquids that are harmful to the environment. Our centrifugal pumps comply with DIN EN 733 or DIN EN ISO 2858 or are based in terms of their denomination, rated power or dimensions on these industry standards. Additional sizes expand the performance ranges defined by the standards. Series construction according to the modular system ensures rapid delivery times and a smaller stock of spare parts.

Pumps will be supplied for horizontal or vertical installation, for pedestal or wall mounting or in submersible design in accordance with the respective series.


The shaft is sealed by means of gland packings or maintenance-free, uncooled or cooled, unbalanced or balanced, single- or double-acting components, or cartridge mechanical seals. Hermetically sealed pumps with magnetic coupling and a patented safety concept are also available. Non-self-priming pump designs can be provided with manually or automatically controlled deaerating devices. Electric motors or other drive systems are provided as standard for impulsion.

Strengths of the technology

- Handling light viscosity liquids and support process operations
- Safe handling of dangerous fluids due to magnetic coupling
- Modular design
- High efficiency

CENTRIFUGAL PUMPS

ALLWEILER®



Maximizing TSO* due to

Operational safety

Large SiC bearing and symmetrical impeller result in low axial and radial loads as well as optimal distribution of forces onto the bearing (series CMA).

Economic operation

Standardized parts and a small number of components keep stocks and replacement parts costs low.

Reliable operation

Optimal cooling of the containment can with magnetic coupling. No dead space and no deposits in the flushing flow because the shaftless design produces a short, straight flow.

***Total Savings of Ownership
(in particular for magnetic couplings)**

Main Applications

Pumping of water and hot water, lubricating and heat transfer oils, emulsions and chemical products.

General advantages of the centrifugal pumps at a glance:

- Virtually continuous pumping that is largely pulsation-free.
- High-speed, directly coupled electric motors minimize dimensions and space requirements.
- Adapts well to varying operating conditions.
- The small number of rotating parts results in a simple, highly reliable design.
- Low operating and maintenance costs compared to other pump technologies.

Pumped liquid

- Water
- Wastewater
- Oil, lubricating fluids
- Coolant lubricants
- Heat carrier liquids
- Chemicals
- Food, beverage, cosmetics, pharmaceuticals
- Water
- Waste
- Oil
- Cool
- Heat
- Chem
- Food



Water Oil



Water Oil



Water Oil



Water



Water

Series			NT		NB		NI		MA-B		NAM-F	
Max. flow rate	GPM	l/min	10,158	2,300	2,113	480	2,025	460	7,925	1,800	1,937	440
Max. discharge pressure	PSIG	bar	145/232	10/16	232	10/16	232	10/16	145	10*	232	16
Viscosity	mm²/s		328/476*	100/145*	328/476	100/145*	311/459	95/140*	213	65	476	145
Max. fluid temperature	°F	°C	284	140	284	140	284	140	212	100	194	90
Horizontal/vertical installation			●/-		●/●		●/●		●/●		-/●	
Wall/pedestal mounting			-/-		●/-		-/●		●/●		●/●	
Dry installation			●		●		●		●		●	
In-tank installation			-		-		-		-		-	
Magnetic coupling			-		-		-		-		-	

* Second number: two-stage design

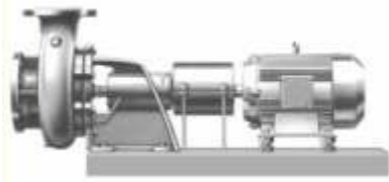
* Second number: two-stage design

* Second number: two-stage design


* Performance data with 60 Hz

Pumped liquid

- Water
- Wastewater
- Oil, lubricating fluids
- Coolant lubricants
- Heat carrier liquids
- Chemicals
- Food, beverage, cosmetics, pharmaceuticals
- Water
- Waste
- Oil
- Cool
- Heat
- Chem
- Food



Water Oil




Water Cool Oil



Water



Water



Water

Series			NS		L/LV		NAM/NIM		MI/MA		MI-D	
Max. flow rate	GPM	l/min	3,434	780	528	120	10,568	2,400	7,925	1,800	17,567	3,900
Max. discharge pressure	PSIG	bar	145/232	10/16	363	25	145	10	145	10*	145	10*
Viscosity	mm²/s		328/476	100/145*	820	250	328	100*	459	140	140	60
Max. fluid temperature	°F	°C	284	140	284	140	284	140	212	100	212	100
Horizontal/vertical installation			●/-		●/●		-/●		-/●		-/●	
Wall/pedestal mounting			-/-		-/-		●/●		●/●		●/●	
Dry installation			●		●		●		●		●	
In-tank installation			-		-		-		-		-	
Magnetic coupling			-		-		-		-		-	

* Second number: two-stage design


* Performance data with 60 Hz

* Performance data with 60 Hz

* Performance data with 60 Hz

Pumped liquid


- Water
- Wastewater
- Oil, lubricating fluids
- Coolant lubricants
- Heat carrier liquids
- Chemicals
- Food, beverage, cosmetics, pharmaceuticals
- Water
- Waste
- Oil
- Cool
- Heat
- Chem
- Food



Heat Chem




Chem



Chem



Heat Chem




Chem

Series			ALLCHEM CNH-B		ALLCHEM CNB		ALLMAG CNH-M		ALLMAG CNH-ML		ALLMAG CNB-M	
Max. flow rate	GPM	l/min	5,300	1,200	1,057	240	2,862	650	1,321	300	1,321	300
Max. discharge pressure	PSIG	bar	232/363	16/25	232/363	16/25	232/363	16/25	232/363	16/25	232/363	16/25
Viscosity	mm ² /s		482	147	328	100	476	145	476	145	476	145
Max. fluid temperature	°F	°C	662	350	320	160	338	170	405/662	207/350*	482	250
Horizontal/vertical installation			●/-		●/●		●/-		●/-		●/●	
Wall/pedestal mounting			-/-		-/-		-/-		-/-		-/-	
Dry installation			●		●		●		●		●	
In-tank installation			-		-		-		-		-	
Magnetic coupling			-		-		●		●		●	


* Hot water/Heat transfer oil

Pumped liquid

- Water
- Wastewater
- Oil, lubricating fluids
- Coolant lubricants
- Heat carrier liquids
- Chemicals
- Food, beverage, cosmetics, pharmaceuticals
- Water
- Waste
- Oil
- Cool
- Heat
- Chem
- Food



Chem



Chem



Oil



Oil



Water Oil



Series			ALLMAG CMA		ALLMAG CMAL		MELO		ALLUB NSSV		NSG	
Max. flow rate	GPM	l/min	462	105	462	105	7,045	1,600	2,500*	550*	3,434	780
Max. discharge pressure	PSIG	bar	232	16	232	16	232	16	232	16	145/232	10/16
Viscosity	mm ² /s		180	55	180	55	509	155	492	150	328/476	100/145*
Max. fluid temperature	°F	°C	302	150	302	150	212	100	248	120	284	140
Horizontal/vertical installation			●/●		●/-		-/●		-/●		●/●	
Wall/pedestal mounting			-/-		-/-		-/-		-/-		●/-	
Dry installation			●		●		-		-		●	
In-tank installation			-		-		●		●		-	
Magnetic coupling			●		●		-		-		-	

* Higher flow rate on request

* Second number: two-stage design

Pumped liquid

- Water
- Wastewater
- Oil, lubricating fluids
- Coolant lubricants
- Heat carrier liquids
- Chemicals
- Food, beverage, cosmetics, pharmaceuticals
- Water
- Waste
- Oil
- Cool
- Heat
- Chem
- Food



Series			NTT		NBT		ALLHEAT NTWH		ALLHEAT NBWH		ALLHEAT NIWH	
Max. flow rate	GPM	l/min	5,504	1,250	1,189	270	5,504	1,250	1,189	270	969	220
Max. discharge pressure	PSIG	bar	232	16	232	16	232	16	232	16	232	16
Viscosity	mm ² /s		328/476*	100/145*	301/476	92/145*	328	100	302	92	302	92
Max. fluid temperature	°F	°C	662	350	662	350	361/662	183/350*	361/662	183/350*	361/662	183/350*
Horizontal/vertical installation			●/-		●/●		●/-		●/●		●/●	
Wall/pedestal mounting			-/-		-/-		-/-		-/-		-/-	
Dry installation			●		●		●		●		●	
In-tank installation			-		-		-		-		-	
Magnetic coupling			-		-		-		-		-	

* Second number: two-stage design

* Second number: two-stage design



* Hot water/heat transfer oil

* Hot water/Heat transfer oil

* Hot water/Heat transfer oil

Pumped liquid

- Water
- Wastewater
- Oil, lubricating fluids
- Coolant lubricants
- Heat carrier liquids
- Chemicals
- Food, beverage, cosmetics, pharmaceuticals
- Water
- Waste
- Oil
- Cool
- Heat
- Chem
- Food



Series			NIT		ALLMAG CMAT/CMIT		ALLHEAT CTWH/CWH		ALLHEAT CBWH		ALLHEAT CIWH	
Max. flow rate	GPM	l/min	969	220	462	105	6,384	1,450	1,057	240	462	105
Max. discharge pressure	PSIG	bar	232	16	232	16	363	25	363	25	363	25
Viscosity	mm ² /s		301/459	92/140*	180	55	328	100	207	63	190	58
Max. fluid temperature	°F	°C	662	350	361/662	183/350*	405/752*	207/400*	405/752*	207/400*	405/662*	207/350*
Horizontal/vertical installation			●/●		●/●		●/-		●/●		●/●	
Wall/pedestal mounting			-/-		-/-		-/-		-/-		-/-	
Dry installation			●		●		●		●		●	
In-tank installation			-		-		-		-		-	
Magnetic coupling			-		●		-		-		-	

* Second number: two-stage design

* Hot water/Heat transfer oil

* Hot water/Heat transfer oil

* Hot water/Heat transfer oil

* Hot water/Heat transfer oil

YOUR SINGLE SOURCE

REDEFINING WHAT MATTERS MOST TO YOU

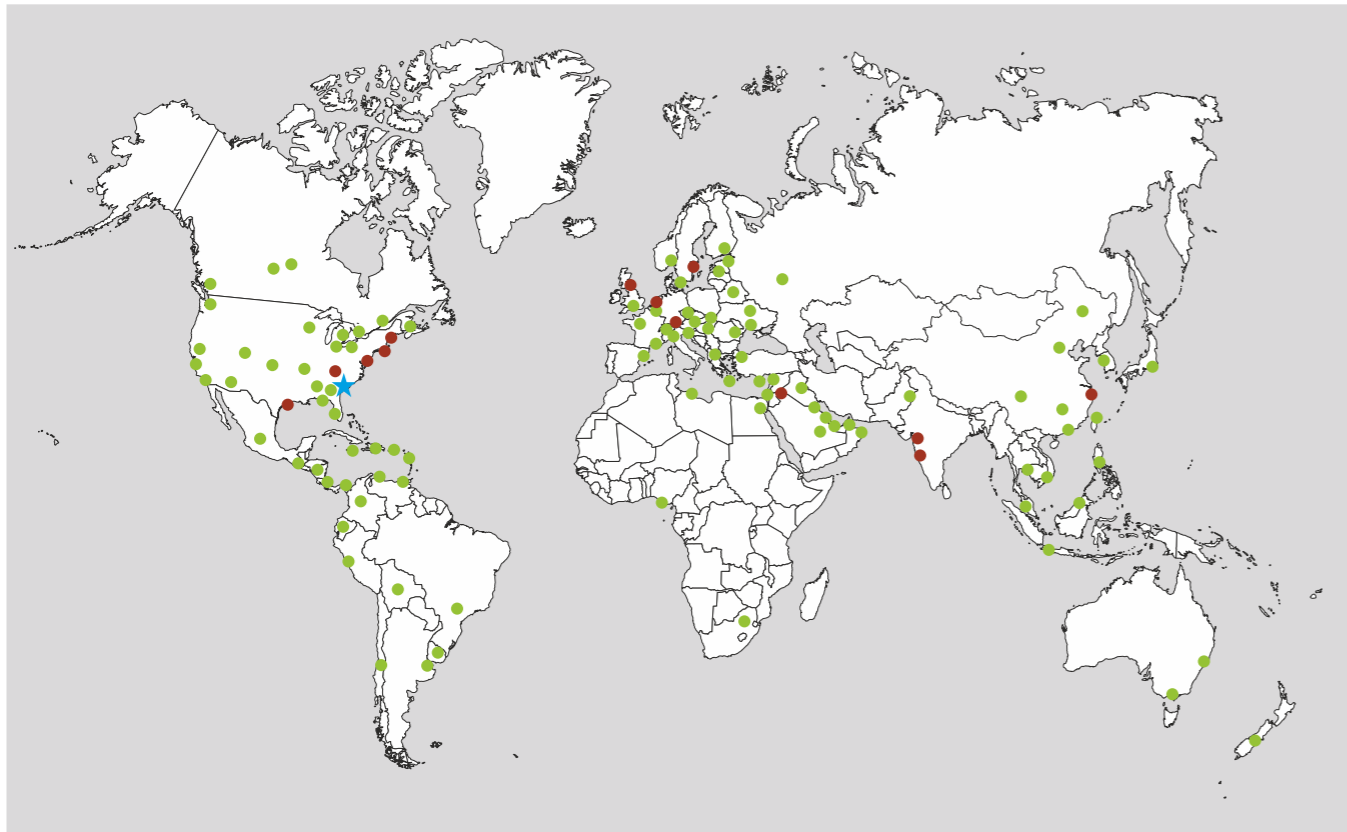
Pumps and fluid handling systems from trusted Colfax Fluid Handling product brands – Allweiler®, Houttuin™, Imo® and Warren® – support a wide range of mission-critical applications in all types of power plants: combined cycle, combustion, steam, stationary diesel, solar power, cogeneration and hydro. Thanks to our standard and custom engineered solutions, we offer a wide range of designs for fluid handling systems in power generation applications.

Power generation operators and engineers turn to Colfax Fluid Handling to help redefine the metrics that matter most to them:

- Technology: providing the right pumping and system solution for every application
- Reliability: maintaining performance of the system regardless of operating conditions
- Availability: maximizing the time for power production
- Uptime: ensuring run-time consistency without fail
- Compliance: sustaining the commitment to environmental responsibility
- Cost-effectiveness: keeping the plant competitive in a tough global economy

REDEFINING GLOBAL SOLUTIONS


Colfax Fluid Handling maintains regional engineering and manufacturing facilities to support you in your market around the world and around the clock.



★ Global Headquarters ● Regional Manufacturing and Engineering Support Facilities ● Global Distributor Network

POWER GENERATION

GLOBAL SOLUTIONS



APPLICATIONS

H HYDRO <ul style="list-style-type: none">■ Lubrication■ Hydraulic governor■ Bearing lift■ Oil service	CB COMBUSTION <ul style="list-style-type: none">■ Fuel unloading■ Fuel forwarding■ Fuel transfer■ Rotor jacking■ Lubrication■ Fuel injection■ Chemical metering■ Seal oil	ST STEAM <ul style="list-style-type: none">■ Fuel transfer■ Fuel unloading■ Rotor jacking■ Lubrication■ Fuel or burner injection■ Waste water treatment■ Oil service■ Seal oil■ Chemical metering	CC COMBINED CYCLE <ul style="list-style-type: none">■ Fuel transfer■ Rotor jacking■ Lubrication■ Oil service■ Seal oil■ Fuel or burner injection■ Waste water treatment■ Purge water■ Washing system■ Cooling water■ NOx reduction■ Sump
SL SOLAR <ul style="list-style-type: none">■ Heat transfer fluids	SD STATIONARY DIESEL <ul style="list-style-type: none">■ Fuel unloading■ Fuel forwarding■ Fuel transfer■ Fuel injection■ Lubrication■ Cooling water	CG COGENERATION <ul style="list-style-type: none">■ Lubrication■ Rotor jacking■ Oil service■ Fuel transfer■ Fuel or burner injection	



PROPELLER PUMPS

Propeller pumps are used to pump large volumes with a relatively short delivery head. They are mainly installed for circulation or acceleration of aggressive, viscous liquids and solids containing liquids in reactor circuits, crystallization or evaporation plants (as for instance in the chemical process industry, saline and potassium mining industry or food industry). Another field of application is circulating or accelerating liquids in sewage engineering and waste water plants, such as recirculation pumps, or they are applied in the area of environmental or industrial engineering (e.g. in rainwater pumping stations). The pumps are available as horizontal or vertical pumps, suspended into the pipeline or horizontally foot-mounted.

The ALLTRIMM® series was designed especially for shipbuilding applications. These space-saving inline pumps for large capacities and delivery heads of up to 20 meters have an integrated motor and reversible hydraulics.


Type of construction, materials, installation and drive can be adapted optimally to the operation and assembling conditions.

Strengths of the technology

- A variety of propeller designs give options that are ideally suited to different operating conditions
- Optimized low NPSH requirements that minimize supply tank levels
- The most efficient solution for high flow rates and small delivery heads
- High efficiency across a broad range

PROPELLER PUMPS

ALLWEILER®



Maximizing TSO* due to

Reliable operation

Ample-sized, tapered roller bearings, lifetime grease lubricated as standard; low noise emissions.

Corrosion-resistant material

Pressure-safe pump casing with corrosion allowance.

Optimal flow conditions

Very good blade section, parabolic propeller head, elbow casing (no disturbing edges within the shaft area).

Robust construction

Designed to operate below first lateral critical speed.

High performance operation

Optimized hydraulics with very good efficiencies and NPSH values.

***Total Savings of Ownership**

Main Applications


Chemical and process technologies, saline and potassium mining, food production, wastewater treatment and environmental engineering (e.g. flood protection), cooling water processes, shipbuilding applications, applications in locks and docks.

General advantages of the propeller pumps at a glance:


- Optimal solution for moving large flow rates.
- Several installation und material options
- Equipped with state-of-the-art shaft sealings.
- Due to an optimized rigid elbow casing, designed using Finite Element Analysis, insensitive to deformation caused by pipe forces.
- When pumping abrasive liquids, the exchangeable casing ring guarantees low replacement costs.
- Handling fluids with solids content up to 40 % by weight.

Pumped liquid

Water	Water
Wastewater	Waste
Oil, lubricating fluids	Oil
Coolant lubricants	Cool
Heat carrier liquids	Heat
Chemicals	Chem
Food, beverage, cosmetics, pharmaceuticals	Food



Water Waste Chem




Water Waste Chem



Chem Food



Waste



Water Food

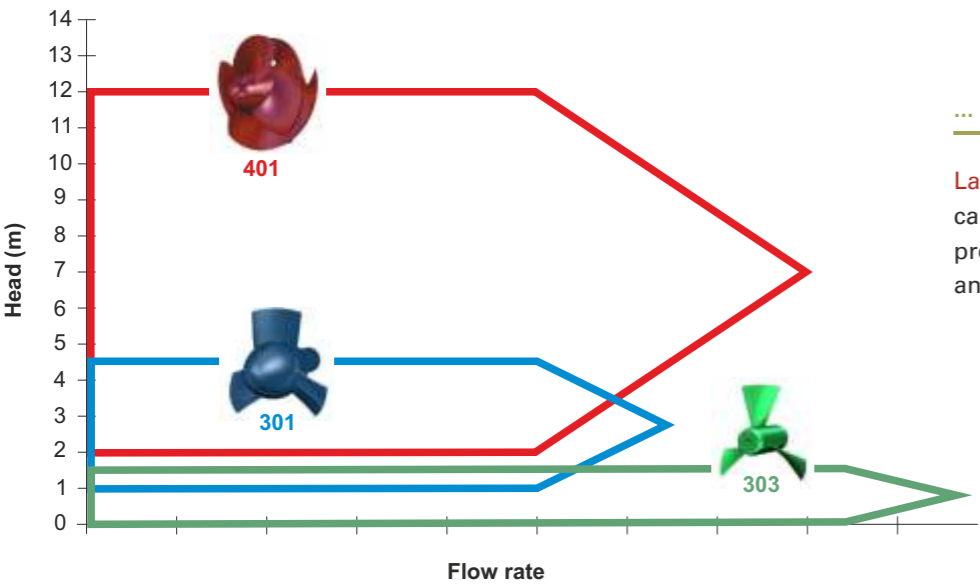
Series		ALLPRO PGE/PGF		ALLPRO PPR		ALLPRO PVU		ALLPRO PT		ALLTRIMM	
Max. flow rate	GPM l/min	50,633	11,500	220,143	50,000	on request		19,813	4,500	5,724	1,300
Max. discharge pressure	PSIG bar	87	6	87	6	on request		*	*	36	2.5
Viscosity	mm²/s	27	8.5	39	12	on request		4	1.5	65	20
Max. fluid temperature	°F °C	392	200	392	200	on request		212	100	104	40
Horizontal/vertical installation		●/●		●/●		-/●		-/●		●/-	
Wall/pedestal mounting		-/-		-/-		-/-		-/-		-/-	
Dry installation		●		●		-		-		●	
In-tank installation		-		-		bottom flange propeller pump		●		-	
Magnetic coupling		-		-		-		-		-	

* Shaft seal-less submerged pump

OPTIMIZED IN RELATION TO ...

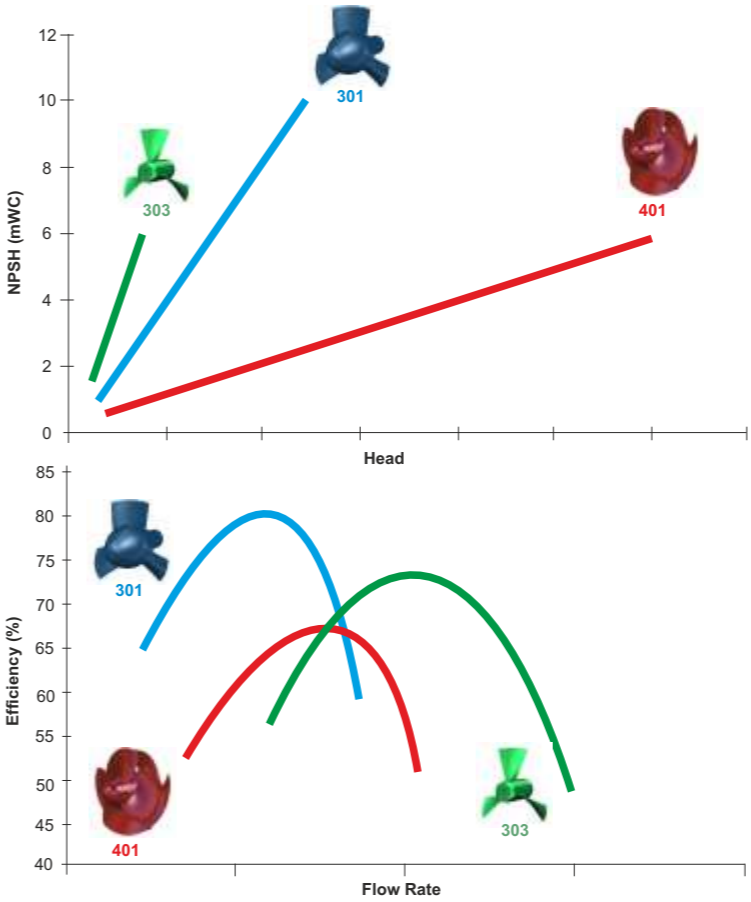
SOLVING CHALLENGING DEMANDS EXCELLENTLY

A variety of propeller designs give you options that are best-suited to your operating conditions.



... HEAD

Large flow rate and head capabilities due to a range of propeller designs and blades, the angle of which can be adjusted



... NPSH

Optimized low NPSH requirements which minimize supply tank levels

... EFFICIENCY

High overall efficiency with minimized input power requirements and driver size, achieved by minimizing gaps between blades and casing, optimizing propeller head shape and blade profile, and using a large radius elbow casing



#18863692 - technikraum© Massimo Cavallo

SIDE CHANNEL PUMPS

For handling aggressive, uncontaminated liquids, we supply self-priming side channel pumps. These pumps are used especially for applications that involve small flow rates but high delivery heads.

Designs are available that offer various advantages, especially in the event of unfavorable suction conditions or low suction heads. The pumps can be adapted to the actual fields of application; different material and shaft sealing designs according to the series are in use. Magnetic drives can also be provided.


Thanks to the side channel stage, side channel pumps have the ability to move liquids with gaseous or vapour-state components (50 %); therefore, they can also handle liquids that are slightly above their boiling points, such as liquefied gas. Side channel pumps are insensitive to cavitation at variable vapour pressures.

Strengths of the technology

- High delivery heads
- Works even in unfavorable suction conditions or with low suction heads
- Moving fluids with gaseous or vapour-state components (50 %) and liquids that are slightly above their boiling points, like liquefied gas
- Insensitive to cavitation

SIDE CHANNEL PUMPS

ALLWEILER®



Maximizing TSO* due to

Self-priming design

Open impellers guarantee a high self-priming capability. Hydraulic compensation for axial thrust.

Robust bearing

Robust groove ball bearing, permanent grease lubrication, maintenance-free.

Low-noise operation

Low noise level.

Heat-resistance

Applicable for temperatures up to 220 °C/428 °F.

Moving gaseous liquids

Side channel stage enables gases to be entrained.

Flexible construction

Mechanical seal adapted to the requirements of the intended application.

*Total Savings of Ownership

Main Applications

Side channel pumps are generally used in many areas, for example: the chemical and petrochemical industry, installation and apparatus engineering, process technology, boiler feed installations, agriculture, power engineering and ship building.

General advantages of the side channel pumps at a glance:

- Low NPSH
- Can move gaseous fluids
- Low flow, high head
- Magnetic coupling optional
- Self-priming

Pumped liquid

- WaterWater
- WastewaterWaste
- Oil, lubricating fluidsOil
- Coolant lubricantsCool
- Heat carrier liquidsHeat
- ChemicalsChem
- Food, beverage, cosmetics, pharmaceuticalsFood



Series			SRZ		SRZS		SEMA			SFH		SOHM	
Max. flow rate	GPM	l/min	159	36	159	36	88	20	88	20	30	7	
Max. discharge pressure	PSIG	bar	580	40	580	40	580	40	363	25	323	16	
Viscosity	mm²/s		1,148*	350*	1,148*	350*	1,050	320	820*	250*	393	120	
Max. fluid temperature	°F	°C	428	220	428	220	-76...+392	-60 +200	248	120	248	120	
Horizontal/vertical installation			●/-		●/-		●/-		●/-		●/●		
Wall/pedestal mounting			-/●		-/●		-/●		-/●		●/●		
Dry installation			●		●		●		●		●		
In-tank installation			-		-		-		-		-		
Magnetic coupling			-		-		●		-		●		

* Suction head 23 ft/7 m

* Suction head 23 ft/7 m

* Suction head 23 ft/7 m

Pumped liquid

- WaterWater
- WastewaterWaste
- Oil, lubricating fluidsOil
- Coolant lubricantsCool
- Heat carrier liquidsHeat
- ChemicalsChem
- Food, beverage, cosmetics, pharmaceuticalsFood



Series			SVG/SVM		SOH		SOHB	
Max. flow rate	GPM	l/min	88	20	33	8	33	8
Max. discharge pressure	PSIG	bar	232	16	232	16	232	16
Viscosity	mm²/s		170	52	492	150	492	150
Max. fluid temperature	°F	°C	248	120	248	120	248	120
Horizontal/vertical installation			-/●		●/-		●/●	
Wall/pedestal mounting			-/●		-/●		●/●	
Dry installation			●		●		●	
In-tank installation			-		-		-	
Magnetic coupling			●		-		-	

ALLWEILER® ORIGINAL PARTS:
THE SECURITY OF KNOW-HOW

Plant operators are often unable to distinguish between cheap copies (from product pirates) and Allweiler® original parts.

The parts usually appear to be the same.

- The differences are inside:
- Designed with advanced tools vs. copied without any knowledge.
 - Produced from material combinations carefully developed over years and decades vs. simply copied with low-cost materials.

As the original pump manufacturer, only the Allweiler brand from Colfax Fluid Handling offers the security of uniformly high quality. Quality is assured through a conscientious design and high-quality materials. Every part meets our DIN/EN/ISO-certified quality standards. For these reasons, the investment in original parts is always prudent: Longer service lives of the parts, longer maintenance intervals, higher efficiency, and predictable maintenance cycles are just a few of the benefits that boost the value of original parts.



GEAR PUMPS

Over the years Colfax Fluid Handlings company Zenith® has been distinguished as an innovator in the application of gear pump technology by numerous industries and end users. Colfax Fluid Handling offers a complete line of gear pumps and metering systems to handle all critical applications in industrial production processes.

To succeed in today's competitive environment, the proper selection and care of a plant's many precision gear pumps is of particular importance. Our state-of-the-art production equipment provides the close tolerances and precision machining necessary for high-performance pumping. We provide tolerances on many of our parts to +/- 50 millionths of an inch. As a result, we can produce pumps with total axial and diametrical gear clearances of 0.0003 inches (0.0076 mm) in total or 0.00015 inches (0.0038 mm) on either side and around the periphery of the gears. This precision not only ensures pump volumetric efficiency; it also adds to the longevity and uniformity of the pumps on your fiber production equipment.

With world-class ISO 9001 certified production facilities utilizing the latest computer-controlled, high precision manufacturing equipment, Zenith® Pumps maintains a leading position among precision gear pump manufacturers. Advanced measuring equipment with accuracies up to four millionths of an inch enable Zenith® Pumps to guarantee pump-to-pump accuracy and repeatability within a range of one percent.

Strengths of the technology

- Outstanding stream-to-stream and pump-to-pump metering uniformity over a wide range of process conditions
- Superior pump pressure and viscosity capability
- Superior pump life and toughness
- Reduced polymer shear and downstream thermal gradients
- Packaged additive metering systems for continuous, accurate addition of processing aids, including colorants, plasticizers, and others, to the mainline process.

GEAR PUMPS

ZENITH®



Maximizing TSO* due to

High accuracy

Stable, repeatable flows are assured under varying conditions of temperature, viscosity and pressure.

Uniform metered flow

Unique design offers a virtually pulseless flow, without valves or flexible elements that add complexities, increase cost and hinder performance.

Engineered solutions

A variety of pump heads and driver combinations have been preconfigured to provide a range of standard installation options, meeting OSHA, UL, EC and DIN standards.

Active flow meter concept

Unparalleled mechanical precision, combined with closed loop accuracy, ensures exact volumes per revolution without expensive flow meters.

Low maintenance costs

Only three moving parts, and hardened abrasion resistant materials provide excellent wear, corrosion and self-lubricating performance.

***Total Savings of Ownership**

Main Applications

Handling the many critical applications in industrial production processes, such as in the food and beverage, adhesive/sealant, man-made fiber, paint and coatings, multi-component/polyurethane, polymer/extrusion, cosmetics and general industries, and all other chemical or polymer fluid metering applications.

General advantages of the gear pumps at a glance:

- Precise, pulseless and uniform metering
- Superior pump pressure and viscosity capability
- Long pump life and high durability

Pumped liquid

- Water
- Wastewater
- Oil, lubricating fluids
- Coolant lubricants
- Heat carrier liquids
- Chemicals
- Food, beverage, cosmetics, pharmaceuticals
- Water
- Waste
- Oil
- Cool
- Heat
- Chem
- Food



Chem



Chem



Oil



Chem



Chem Food

Series			PEP II		Planetary		CIG (Internal Gear)		H-Series		B-Series	
Max. flow rate	GPM	l/min	30,000		1,480		473,176		36,000		36,000	
Max. discharge pressure	PSIG	bar	10,000	690	7,200	500	5,000	345	4,000	275	3,000	207
Viscosity	mm ² /s		1 to 2,000,000		1 to 2,000,000		0.5		1 to 2,000,000		1 to 2,000,000	
Max. fluid temperature	°F	°C	950	510	950	510	180	82	950	510	298	148
Horizontal/vertical installation			●/●		●/●		●/●		●/●		●/●	
Wall/pedestal mounting			-/●		-/●		-/-		-/●		-/-	
Dry installation			●		●		●		●		-	
In-tank installation			-		-		●		-		-	
Magnetic coupling			-		-		-		-		-	

Pumped liquid

- Water
- Wastewater
- Oil, lubricating fluids
- Coolant lubricants
- Heat carrier liquids
- Chemicals
- Food, beverage, cosmetics, pharmaceuticals
- Water
- Waste
- Oil
- Cool
- Heat
- Chem
- Food




Chem



Chem



Chem



Chem Food



Chem

Series			H-9000		9000MD		B-9000		C-9000		Chameleon	
Max. flow rate	GPM	l/min	27,000		4,500		27,000		9,000		1,800	
Max. discharge pressure	PSIG	bar	2,500	175	1,000	70	1,000	70	1,000	70	1,000	69
Viscosity	mm ² /s		1 to 100,000		0.5 to 50,000		1 to 100,000		1 to 50,000		1 to 100,000	
Max. fluid temperature	°F	°C	950	510	401	205	644	340	347	175	302	148
Horizontal/vertical installation			●/●		●/-		●/●		●/●		●/●	
Wall/pedestal mounting			-/●		-/●		-/●		-/●		●/●	
Dry installation			●		●		●		●		●	
In-tank installation			-		-		-		-		-	
Magnetic coupling			-		●		●		-		-	

Pumped liquid

Water	Water
Wastewater	Waste
Oil, lubricating fluids	Oil
Coolant lubricants	Cool
Heat carrier liquids	Heat
Chemicals	Chem
Food, beverage, cosmetics, pharmaceuticals	Food



Chem



Chem

Series			Spin Finish		BB PEP	
Max. flow rate	GPM	l/min	120		3	
Max. discharge pressure	PSIG	bar	100	7	4,800	330
Viscosity	mm²/s		1 to 100		1 to 2,000,000	
Max. fluid temperature	°F	°C	212	100	950	510
Horizontal/vertical installation			●/-		●/●	
Wall/pedestal mounting			-/●		-/●	
Dry installation			●		●	
In-tank installation			-		-	
Magnetic coupling			-		-	

ON-SITE SERVICE:

LOW OPERATING COSTS, LOW AND PREDICTABLE
MAINTENANCE COSTS, OPTIMIZED POWER CONSUMPTION

How can you operate your pumps in the most cost-effective way possible? Our consultation will provide you with concrete tips for using your pumps efficiently. We will help you reduce energy costs and expenses for spare parts and maintenance.

You will benefit directly from our experience with hundreds of installations around the world. We have decades of experiences in a wide variety of industries and with all types of liquids and pumping tasks.

Our evaluations have shown that the greatest potential for savings is in the area of energy and maintenance costs. So we do more than just hold presentations and training events. We take the time to analyze and fully document the status and operating conditions of your pumps.

Based on this, our experts provide you with practical tips on how you can lower energy expenses by improving the efficiency of your pumps. We also introduce you to proven methods for optimizing your usage of spare parts and minimizing costs associated with stock-keeping. If problems do arise, our experts will be ready to provide assistance. They are eager to show you proven methods for lowering operating costs and optimizing the way you use your pumps.

ALLWASTE® : IDEAL FOR ALL LIQUIDS IN A CLARIFICATION PLANT

The ALLWASTE® product family is a refined modular system where you can find the right pump for your needs. You can choose from an entire line of pumps that employ a variety of pumping principles in order to find the pump type that most ideally suits the needs of your plant and provides the most economic and environmentally friendly option. The pumped liquids include raw wastewater, various types of sludges (raw and preclarification sludge, return sludge, excess sludge, slurry and activated sludge), suspensions, flocculent aids, milk of lime, filtrates and service water.

If you decide to use an ALLWASTE® pump, you can count on rapid service at your location no matter where you are in the world. QuickServe® delivers original replacement parts within a defined reaction time. In addition, PumpService® will be on the job as soon as you need qualified experts at your plant.

The Colfax Fluid Handling Allweiler® brand offers a level of security that almost no other manufacturer can provide: stators from our own production. We can quickly and economically deliver stators for progressing cavity pumps made from about 20 different materials. All stators come directly from our plant, even unusual sizes and those using uncommon materials.

Pumped liquid	Pump type					
	Progressing Cavity Pumps	Macerators	Peristaltic Pumps	Centrifugal Pumps	Propeller Pumps	Screw Pumps
Untreated sewage	●	●		●	●	
Faecal/untreated/fresh sludge	●	●				
Excess sludge	●	●	●			
Return sludge	●		●		●	
Circulated sludge (Denitrification/Nitrification)						●
Pre-setting sludge	●	●	●			
Digested sludge	●	●	●			
Lime milk suspension, neutralising agents	●		●	●		
Ferric chloride solution, precipitating agents	●		●	●		
Concentrated sludge	●	●	●			
Polyelectrolyte, flocculant parent solution	●		●			
Flocculating additaments	●		●			
Slurry, dewatered sludges with up to 45 % DS content	●		●			
Scum	●	●				
Press water, filtrate, centrate		●		●		
Sampling (sewage, sewage water, sludges)	●	●	●			
Fresh/industrial/process water				●		
Cleaning/sealing water				●		
Adsorbents/oxydants/disinfectants	●		●	●		
Thermal oil, hot water				●		
Light/heavy oils				●		●



PERISTALTIC PUMPS

Allweiler® peristaltic pumps are dry self-priming, seal-less and valve-less rotary displacement pumps. They are popular for pumping or metering thin to highly viscous liquids, pasty, neutral or aggressive, pure or abrasive liquids, gaseous liquids or liquids that tend to foam, even liquids with fibrous and solid components.

Strengths of the technology

- Short, flexibly clamped pump hose for extended life
- Efficient pressure and priming characteristics through hoses with several textile-reinforced elastomer options
- Gentle compression of pump hose through adjustable and patented sliding blocks
- Dry run capabilities due to design features, lubrication and cooling inside the pump casing

Pumped liquid

Water	Water
Wastewater	Waste
Oil, lubricating fluids	Oil
Coolant lubricants	Cool
Heat carrier liquids	Heat
Chemicals	Chem
Food, beverage, cosmetics, pharmaceuticals	Food



Water Chem Food

Series		ASH	
Max. flow rate	GPM l/min	264	60
Max. discharge pressure	PSIG bar	232	16
Viscosity	mm²/s	100,000	
Max. fluid temperature	°F °C	176	80
Horizontal/vertical installation		●/-	
Wall/pedestal mounting		-/●	
Dry installation		●	
In-tank installation		-	
Magnetic coupling		-	

PERISTALTIC PUMPS: Maximum Performance Data and Construction Characteristics ALLWEILER®



Maximizing TSO* due to

Long hose life

Patented elastic inclusion of the pump hose; pump hoses in different elastomer qualities – specially wound, fabric-reinforced, and polished.

Low operating temperature

Patented sliding block/rotor and casing combination reduces the working temperature.

Robust hoses

Hose with several textile-reinforced elastomer options.

Variety of connections

Different types of connections are available

*Total Savings of Ownership

Main Applications

Used in wastewater engineering, the food industry and chemical and petrochemical industries.

General advantages of the peristaltic pumps at a glance:

- Self-priming
- Seal-less
- Valve-less
- Wide viscosity range
- Compatible with fluids that have a high load of solids and large solids
- Low operating noise
- Capacity control via speed regulation
- Good efficiency
- Low wear
- Reliable during operation
- Compact space saving design
- Long service life



MACERATORS

Allweiler® macerators have the task of crushing any solids contained in liquids, such as wood, textiles, plastic, paper, rubber, bone, fur, glass, etc. and making them pumpable. The chopping elements are the rotating impeller and the stationary cutting ring. Allweiler® macerators are supplied as collecting macerators with a 3-5 m (9-16 ft) built-up delivery head (attachment to basins, tanks) or as inline macerators with a downstream-arranged progressing cavity pump for direct installation in the pipeline.

Main Applications

Macerators are used for chopping, mixing, and process technology applications; in communal and industrial wastewater treatment plants; and in the treatment of waste products in every industrial segment.

General advantages of the macerators at a glance:

- Chop solids and produce pumpable liquids that contain fibers and solids.
- Durable and robust design
- Replaceable cutting tips
- Can be adapted to customer needs

Strengths of the technology

- Bi-directional rotation capabilities double the life time of a macerator
- S-Version macerators can overcome a head of 3 -5 m (9 to 16 ft) without an additional pump

MACERATORS: Maximum Performance Data and Construction Characteristics ALLWEILER®



Maximizing TSO* due to

Efficient operation

Two crushing stages (milling cutter/ cutting teeth and slotted cutter disc/toothed rings) for grain sizes of 3.5 mm/0.14 inch or fiber sizes of 1.5 cm²/0.016 ft².

Variety of designs

Bare shaft or block design.

Flexible construction

The degree of size reduction is especially tuned to facilitate subsequent pumping with progressing cavity pumps.

*Total Savings of Ownership


Pumped liquid

- Water
- Wastewater
- Oil, lubricating fluids
- Coolant lubricants
- Heat carrier liquids
- Chemicals
- Food, beverage, cosmetics, pharmaceuticals

- Water
- Waste
- Oil
- Cool
- Heat
- Chem
- Food



Water Chem Food



Water Chem Food

Series			AM		ABM	
Max. flow rate	GPM	m³/h	705	160	80	7
Max. discharge pressure	PSIG	bar	7	0.5*	7	0.5*
Viscosity	mm²/s					
Max. fluid temperature	°F	°C	176	80	176	80
Horizontal/vertical installation			●/-		●/●	
Wall/pedestal mounting			●/-		●/-	
Dry installation			●		●	
In-tank installation			-		-	
Magnetic coupling			-		-	

* built-up delivery head 9-16 ft/3-5 m

* built-up delivery head 9-16 ft/3-5 m

VSD - New screw pump sets reduce operating costs by up to 40 %

The new generation of screw pumps from Colfax Fluid Handling reduces the operating costs by up to 40 %. As complete pump sets consisting of the pump, motor, and a frequency converter, they achieve these savings without additional investment.

Colfax Fluid Handling promises a leap forward in technology that dramatically reduces operating costs of screw pumps for the first time in decades – without any extra investment. The foundation of the solution is the Variable Speed Drive (VSD), which uses 87-Hz technology. The new generation of screw pumps combines two developments to reduce operating costs. In the past, it was necessary to compromise on pump size and screw pitch in order to obtain the desired capacity range, but now with VSD the required capacity is achieved with pinpoint accuracy. Even better, the system can be easily adjusted when system or operating conditions change. A complete pump set consisting of the pump, motor, and frequency converter replaces a pump with a free shaft end. All three components are configured precisely at the factory and adjusted for optimal achievement of the desired capacity. For virtually the same price, customers receive a complete VSD pump set that is significantly more efficient. By optimizing configuration of the components, the negative effects of oversized pumps can be counteracted. As a result, pump operators save space and money.

ALLSPEED® - Dynamic control system without valves

ALLSPEED® forgoes the use of valves and enables use of smaller pumps and a smaller motor. Standard cage rotor motors may be used without external ventilation. ALLSPEED® supplements the EMTEC® series, which is designed specifically for pumping coolants in tool machines..

The core element of ALLSPEED® is a control algorithm developed by the Colfax Fluid Handling Allweiler brand. Results include: a real-time adaptive control of the frequency converter, the pump can adapt to specific tools with a reaction time of less than 500 ms, speed jumps of up to 5,000 1/min are possible, pressure differences of up to 120 bar can be handled, approaching the tool's operating points without overshoots and continuous readjustments, the pump can be stopped as soon as the pumping of coolant is stopped, standby losses and standby costs are virtually zero. Additional benefits include monitoring of the motor temperature, capacity adjustments in marginal areas, and warning messages.

Use of ALLSPEED® in conjunction with EMTEC® pumps significantly lowers energy costs by up to 75 % and also produces additional financial benefits, e.g. use of low-pulsation screw pumps instead of the more common centrifugal pumps up to 25 bar.

CM-1000® - Optimizing sea water cooling pumps

The CM-1000 is an intelligent sea water cooling system controller designed to maximize shipboard pumping efficiency while lowering operating and maintenance costs and maximizing uptime. The result: a greener, sustainable solution with energy savings of up to 85 percent, maintenance savings of up to 50 percent, safe operation, short-term return-on-investment and long-term savings of total ownership.

The CM-1000 can be installed during the construction of a new vessel or retrofitted to existing sea water cooling systems. The CM-1000 offers variable speed operation that adjusts and lowers motor and pump speed, providing energy savings of between 40 and 85 percent while reducing the loads to provide longer equipment life and minimize maintenance. The CM-1000 provides condition monitoring that detects potential wear and/or fault conditions such as bearing damage, misalignment or coupling damage, mechanical seal damage and dry running, to help to prevent catastrophic breakdowns. Thanks to operation monitoring, the CM-1000 extends the mean time between failures (MTBF) by avoiding part-load, cavitation and overload operation due to automatic optimization by Active Valve Control, which in turn reduces bearing load and cavitation incidents while ensuring continuous safe operation.

IN-1000 - Intelligent pump monitoring

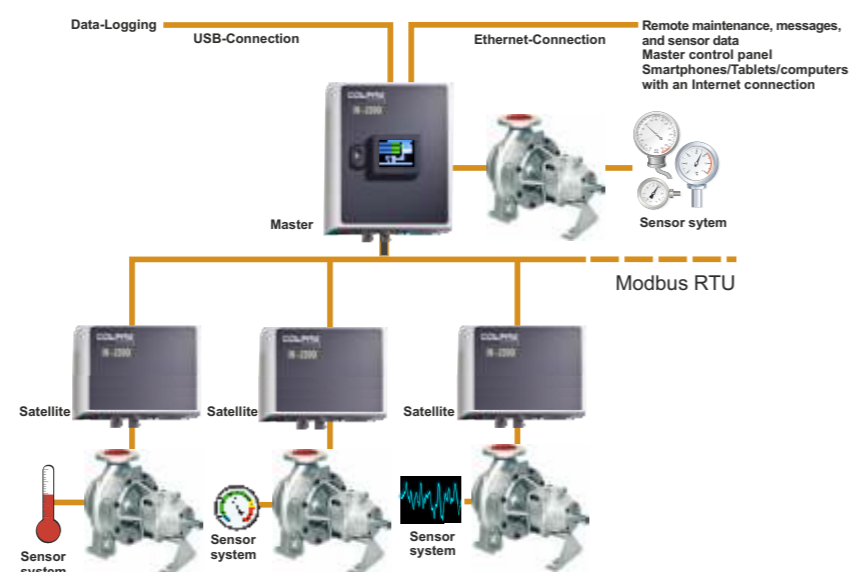
With its SmartTechnology IN-1000 Series, Colfax Fluid Handling is defining a new generation of condition monitoring. IN-1000 is an electronic and fully automated monitoring system. The modular design of IN-1000 permits easy integration into pump systems, with pre-configured settings that are the basis for rapid, individualized startup. The IN-1000 may be retrofitted at any time and allows central monitoring of up to 21 pumps with one control.

The new SmartTechnology IN-1000 series is ready to handle anything from straightforward condition monitoring to more complex monitoring activities, including operation monitoring of multiple pumps for simultaneous fulfillment to ensure your safety and operating cost requirements are met. Operations are monitored continuously and automatically, with activity logging and storage to enable your processes to be analyzed. If unusual operating conditions occur, both audible and visual alerts are triggered and shown on a graphics-capable color display.

Because of these capabilities, maintenance and repairs can be planned in advance, there are no unplanned production downtimes or consequential damages, and maintenance intervals are extended. As a result, expenses for maintenance and spare parts are reduced and the long service life of each Colfax Fluid Handling pump/motor assembly can be utilized to its fullest extent.

IN-1000 in use:

Each network of the IN-1000 modular diagnostic system may contain up to 21 communicating modules. Master-master communication is possible for the purpose of establishing a complex network.



© 123RF Stock Foto



ENGINEERED SYSTEMS

Colfax Fluid Handling is a preeminent supplier of a variety of fluid handling systems including fuel oil systems, packaged units, point-to-point box lubricators, API (Chapter 2 and Chapter 3) and non-API lubrication systems and other highly engineered systems for a wide variety of applications.

In addition, Colfax Fluid Handling is a preeminent global supplier of multiphase pumping technology and other highly-engineered fluid handling systems for the oil and gas industry. Leveraging their gas handling expertise, they also provide skid-mounted gas compression systems and natural gas chillers for the upstream sector. These capabilities provide Colfax with the tools to effectively manage the needs of production field operators in handling gas, oil or a multiphase mixture.

Main Applications

Especially in oil and gas, power and industry and commercial marine markets

ENGINEERED SYSTEMS

ALLWEILER®

API 614/610 lubrication Systems

Similar to any lubrication system that provides constant lubrication and protection for compressors, steam and gas turbines and diesel engines, the API 610 and API 614 lubrication systems provide lubrication to rotating equipment used to support process operations. API 614/610 pumps and lubrication systems are used throughout the upstream, midstream and downstream sectors of the oil and gas industry. These systems also utilize pumps, strainers or filters, relief valves, piping and heat exchangers to provide the necessary lubrication throughout a wide operation range. The pump used within a API 610/614 lubrication system is typically provided by either IMO®, Allweiler® or IMO AB branded three-screw pump.

Users operating centrifugal pumps in a refinery environment may also consider Oil Mist Generators provided by Total Lubrication Management. Oil Mist Generators support multiple centrifugal process pumps within a refinery and offer exceptional value, particularly in hazardous environments.

Non-API lubrication systems

Non-API lubrication systems are essential products and services that ensure reliability throughout the plant by providing lubrication to rotating equipment such as main journal bearings, generator bearings, reducing gears, and accessory gears. OEM's and plant operators who want to ensure the plant operates with maximum efficiency and reliability will specify lubrication systems for each piece of rotating equipment.

Depending on the system requirements, other items such as oil purifiers or rundown tanks may also be required. Lubrication systems in power plant applications are typically installed with the pumping systems mounted in a vertical configuration, with a primary, standby and emergency backup. Occasionally, the lubrication system is configured with a control oil system, taking the number of pumps in the system to five. For steam and gas turbines above 50MW, where flow rates are significantly higher, the preferred pump is a centrifugal pump such as the Allweiler® branded NSSV series. Turbines, diesel engines and compressors units below this output range are supported with either three-screw or gear pumps.

Dry gas seal systems

Dry gas seal (DGS) systems are used throughout the process industry to provide positive shaft sealing on compressors and other rotating machines, in order to prevent the release of potentially harmful gasses or substances into the surrounding atmosphere. The use of gas as the sealing medium has increasingly replaced oil, which was widely used for this purpose in the past, as gas seal technology has improved over the last 20 years.

It is true that most of the gas seal manufacturers can also provide a simple DGS system, which may suit a customers need. In cases where the DGS is required to meet unique project or process specifications, the compressor OEM may need to turn to a specialist such as Colfax Fluid Handling to provide a more personalized solution for their particular application. Users operating centrifugal pumps in a refinery environment may also consider Oil Mist Generators provided by Total Lubrication Management. Oil Mist Generators support multiple centrifugal process pumps within a refinery and offer exceptional value, particularly in hazardous environments.

COLFAX FLUID HANDLING

1710 Airport Road
Monroe, NC 28110
USA

ALLWEILER GmbH
Allweilerstr. 1
78315 Radolfzell
Germany

Unit 1803, 18/F
Clifford Centre
778 Cheung Sha Wan Road
Lai Chi Kok, Kowloon
Hong Kong

25th Floor, Greentech Tower
No.436 Hengfeng Road
Shanghai 200070
China

+1 704 289 65 11

+49 7732 86 0

+852 3473 2700

+86 21 6248 1395

www.colfaxfluidhandling.com

Power&Industry, Oil & Gas & Commercial Marine Products & Services

ALLWEILER® HOUTTUIN™ IMO® WARREN® ZENITH®

COLFAX®
Fluid Handling

REDEFINING WHAT'S POSSIBLE

All data and information are non-binding and do not represent a binding description of performance that is current at all times. This brochure is intended for informational purposes. The right to changes and errors is reserved.

ALLWEILER, IMO, WARREN and ZENITH are registered trademarks and HOUTTUIN is a trademark of the Colfax Corporation or its subsidiaries in the U.S. and/or other countries. © 2015, Colfax Corporation. All rights reserved. 488177 – 2015.11