



SPIR STAR[®]

SILVER MONGOOSE

SPIR STAR

TYPE 5/16H

MADE IN GERMANY

BATCH NO. 7360

WP 3.200 BAR

(WP 46.000 PSI)

TYPE 8/16

SPIR STAR



Product Catalogue 08-2013



Your Specialists in High-Pressure HoseSM

I General Information

1.1	TÜV-Certification	3
1.2	Hose Construction/ Hose Nomenclature	4
1.3	Product Overview	5

2 Hose Data Sheets

2.1	Inner Diameter 3 mm – 0.11 inch – 1/8"	8
2.2	Inner Diameter 4 mm – 0.15 inch – 1/8"	13
2.3	Inner Diameter 5 mm – 0.19 inch – 3/16"	26
2.4	Inner Diameter 6 mm – 0.23 inch – 1/4"	42
2.5	Inner Diameter 8 mm – 0.31 inch – 5/16"	71
2.6	Inner Diameter 10 mm – 0.39 inch – 3/8"	101
2.7	Inner Diameter 13 mm – 0.47 inch – 1/2"	109
2.8	Inner Diameter 16 mm – 0.62 inch – 5/8"	125
2.9	Inner Diameter 20 mm – 0.78 inch – 3/4"	131
2.10	Inner Diameter 25 mm – 0.98 inch – 1"	139
2.11	HL-Series	147
2.12	M-Series	155
2.13	PPA-Series	167
2.14	HT-Series	192

3 Technical Information

3.1	SPIR STAR® High-Pressure Hose Assemblies Instructions on Installing and Operating	206
3.2	Care and Use of High-Pressure Hose	211
3.3	Hose Series Descriptions	212
3.4	Hose Types by Common Application	213
3.5	Table of Pressure Drop Figures	228

Certificate

Standard **ISO 9001:2008**

Certificate Registr. No. 01 100 5113

TÜV Rheinland Cert GmbH certifies:

Certificate Holder:



SPIR STAR Druckschläuche AG

Auf der Rut 3
D - 64668 Rimbach

Scope:

Development, production and sales of high pressure hoses and fittings

An audit was performed, Report No. 5113. Proof has been furnished that the requirements according to ISO 9001:2008 are fulfilled.

The due date for all future audits is 30-04 (dd.mm).

Validity:

The certificate is valid from 2012-05-01 until 2015-04-30.
First certification 1995

2012-03-19

A handwritten signature in black ink, appearing to read "S. Gysel".

TÜV Rheinland Cert GmbH
Am Grauen Stein · 51105 Köln




DGA-ZM-58-95-00

Number of spiralized layers

Type **6/2WHT**

Series Description

Hose ID in mm



Hose Series	
DCI	Double Cover
H	Reinforced version
HT	For very high temperatures Very high chemical resistant PVDF inner core, PVDF outer cover
K	Braided layer
L	Extremely flexible
M	For methanol service PA II inner core, PA outer cover
OK	Braided layer outer cover
PPA	For high temperatures Very high chemical resistant PVDF inner core, PA outer cover
R	Reinforced outer cover
W	2 wide layers of spiralized wire

Type	Hose Size				Pressure Rating				Bend Radius		Weight		Insert ID		Sleeve OD	
	ID [mm]	ID [in]	OD [mm]	OD [in]	Working [bar]	Working [psi]	Burst [bar]	Burst [psi]	[mm]	[in]	[kg/m]	[lbs/ft]	[mm]	[in]	[mm]	[in]
ID3																
<i>Heat-resisting up to 60°C (140°F)</i>																
3/2	3,4	0,13	6,9	0,27	1.000	14.500	2.500	36.250	60	2,36	0,072	0,048	2,0	0,08	8,9	0,35
3/4	3,4	0,13	8,0	0,31	2.000	29.000	5.000	72.500	110	4,33	0,135	0,090	2,0	0,08	12,1	0,47
3/6	3,0	0,12	9,1	0,36	2.800	40.600	7.000	101.500	150	5,91	0,222	0,149	1,8	0,07	15,3	0,60
ID4																
<i>Heat-resisting up to 60°C (140°F)</i>																
4/2	4,0	0,16	8,0	0,31	1.200	17.400	3.000	43.500	75	2,95	0,110	0,074	2,5	0,10	10,1	0,39
4/2K	4,0	0,16	9,8	0,39	1.200	17.400	3.000	43.500	65	2,56	0,185	0,124	2,5	0,10	13,1	0,51
4/2W	4,0	0,16	9,8	0,39	1.400	20.300	3.500	50.750	65	2,56	0,160	0,107	2,5	0,10	13,0	0,51
4/4	4,0	0,16	10,3	0,41	2.200	31.900	5.500	79.750	130	5,12	0,234	0,157	1,8	0,07	14,7	0,57
4/6	4,0	0,16	11,5	0,45	2.800	40.600	7.000	101.500	175	6,89	0,365	0,245	1,8	0,07	17,1	0,67
4/8	4,0	0,16	12,8	0,50	3.200	46.400	8.000	116.000	175	6,89	0,540	0,362	1,8	0,07	19,5	0,76
ID5																
<i>Heat-resisting up to 60°C (140°F)</i>																
5/2	5,0	0,20	9,4	0,37	1.040	15.080	2.600	37.700	95	3,74	0,125	0,084	3,0	0,12	12,9	0,50
5/2OK	5,0	0,20	10,8	0,43	1.040	15.080	2.600	37.700	95	3,74	0,220	0,147	3,5	0,14	13,3	0,52
5/3	5,0	0,20	10,3	0,41	1.120	16.240	2.800	40.600	95	3,74	0,218	0,146	3,0	0,12	12,9	0,50
5/4	5,0	0,20	11,2	0,44	1.800	26.100	4.500	65.250	150	5,91	0,260	0,174	2,5	0,10	15,0	0,59
5/6	4,8	0,19	13,2	0,52	2.500	36.250	6.250	90.625	200	7,87	0,450	0,302	2,0	0,08	17,5	0,68
5/6H	4,6	0,18	14,4	0,57	2.800	40.600	7.000	101.500	220	8,66	0,563	0,377	2,0	0,08	19,7	0,77
5/6HDCI	4,6	0,18	18,4	0,72	2.800	40.600	7.000	101.500	220	8,66	0,687	0,460	2,0	0,08	19,7	0,77
5mmUHP	4,5	0,18	15,3	0,60	3.200	46.400	8.000	116.000	250	9,84	0,693	0,464	2,5	0,10	19,7	0,77
ID6																
<i>Heat-resisting up to 60°C (140°F)</i>																
6/2	6,3	0,25	11,5	0,45	1.000	14.500	2.500	36.250	110	4,33	0,175	0,117	4,0	0,16	13,9	0,54
6/2OK	6,2	0,24	13,1	0,52	1.000	14.500	2.500	36.250	110	4,33	0,306	0,205	4,0	0,16	15,0	0,59
6/2K	6,2	0,24	12,9	0,51	1.120	16.240	2.800	40.600	95	3,74	0,300	0,201	4,0	0,16	16,2	0,63
6/2W	6,0	0,24	12,0	0,47	1.280	18.560	3.200	46.400	95	3,74	0,230	0,154	4,0	0,16	15,4	0,60
6/2WL	5,9	0,23	12,0	0,47	1.200	17.400	3.000	43.500	80	3,15	0,237	0,159	4,0	0,16	15,5	0,61
6/2WL Twin	5,9	0,23	12,0	0,47	1.200	17.400	3.000	43.500	80	3,15	0,237	0,159	4,0	0,16	15,5	0,61
6/3	6,1	0,24	12,3	0,48	1.040	15.080	2.600	37.700	110	4,33	0,280	0,188	4,0	0,16	14,1	0,55
6/4	6,3	0,25	12,6	0,50	1.500	21.750	3.800	55.100	180	7,09	0,295	0,198	3,5	0,14	16,4	0,64
6/6H	5,9	0,23	16,4	0,65	2.800	40.600	7.000	101.500	250	9,84	0,750	0,503	3,0	0,12	21,4	0,84
6mmUHP	5,8	0,23	18,6	0,73	3.200	46.400	8.000	116.000	280	11,02	1,060	0,710	3,0	0,12	23,7	0,93
ID8																
<i>Heat-resisting up to 60°C (140°F)</i>																
8/2	8,1	0,32	13,3	0,52	900	13.050	2.250	32.625	130	5,12	0,200	0,134	5,5	0,22	17,8	0,70
8/2PA	8,1	0,32	13,3	0,52	840	12.180	2.100	30.450	130	5,12	0,200	0,134	5,5	0,22	17,8	0,70
8/2W	8,0	0,31	14,3	0,56	1.040	15.080	2.600	37.700	110	4,33	0,314	0,210	5,5	0,22	18,3	0,72
8/2WL	8,0	0,31	14,0	0,55	1.000	14.500	2.500	36.250	100	3,94	0,317	0,212	5,5	0,22	18,3	0,72
8/2W Twin	8,0	0,31	14,3	0,56	1.040	15.080	2.600	37.700	110	4,33	0,628	0,421	5,5	0,22	18,3	0,72
8/2VR	8,0	0,31	16,0	0,63	1.040	15.080	2.600	37.700	110	4,33	0,364	0,244	4,5	0,18	21,3	0,83
8/4	8,0	0,31	14,6	0,57	1.500	21.750	3.800	55.100	200	7,87	0,390	0,261	4,5	0,18	20,3	0,79
8/6	8,0	0,31	16,4	0,65	2.100	30.450	5.250	76.125	250	9,84	0,640	0,429	4,5	0,18	21,6	0,85
8/6H	7,7	0,30	18,8	0,74	2.500	36.250	6.250	90.625	260	10,24	0,925	0,620	4,5	0,18	25,7	1,01
8/6HDCI	7,7	0,30	22,8	0,90	2.500	36.250	6.250	90.625	260	10,24	1,085	0,727	4,5	0,18	25,7	1,01
8/6UHP	7,6	0,30	19,3	0,76	2.800	40.600	7.000	101.500	300	11,81	1,055	0,707	4,5	0,18	23,3	0,91
8/6UHP-X	7,6	0,30	19,3	0,76	3.035	44.008	7.000	101.500	300	11,81	1,055	0,707	4,5	0,18	23,3	0,91
8mmUHP	7,6	0,30	22,0	0,87	3.200	46.400	7.400	107.300	300	11,81	1,500	1,005	4,5	0,18	29,7	1,16

Type	Hose Size				Pressure Rating				Bend Radius		Weight		Insert ID		Sleeve OD	
	ID [mm]	ID [in]	OD [mm]	OD [in]	Working [bar]	Working [psi]	Burst [bar]	Burst [psi]	[mm]	[in]	[kg/m]	[lbs/ft]	[mm]	[in]	[mm]	[in]
ID10																
<i>Heat-resisting up to 60°C (140°F)</i>																
10/2	10,1	0,40	15,5	0,61	690	10.005	1.725	25.012	160	6,30	0,280	0,188	6,5	0,26	20,8	0,81
10/2W	10,0	0,39	17,2	0,68	1.100	15.950	2.760	40.020	125	4,92	0,430	0,288	6,5	0,26	21,5	0,84
10/4	9,9	0,39	18,4	0,72	1.500	21.750	3.800	55.100	200	7,87	0,690	0,464	5,5	0,22	23,1	0,90
10/6	9,8	0,39	20,4	0,80	1.920	27.840	4.800	69.600	250	9,84	1,000	0,672	5,5	0,22	26,6	1,04
ID13																
<i>Heat-resisting up to 60°C (140°F)</i>																
13/2	12,9	0,51	19,3	0,76	690	10.005	1.725	25.012	200	7,87	0,435	0,291	8,5	0,33	26,0	1,02
13/2W	12,8	0,50	20,8	0,82	1.040	15.080	2.600	37.700	150	5,91	0,590	0,395	8,5	0,33	26,7	1,05
13/2WR	12,8	0,50	22,2	0,87	1.040	15.080	2.600	37.700	150	5,91	0,590	0,395	7,5	0,30	27,5	1,08
13/4	12,8	0,50	21,4	0,84	1.300	18.850	3.250	47.125	200	7,87	0,800	0,536	7,5	0,30	27,4	1,07
13/4H	12,8	0,50	22,0	0,87	1.400	20.300	3.500	50.750	200	7,87	0,880	0,590	7,5	0,30	29,5	1,16
13/6	12,8	0,50	23,4	0,92	1.800	26.100	4.500	65.250	300	11,81	1,160	0,777	7,5	0,30	30,1	1,18
13/6H	12,7	0,50	24,8	0,98	2.000	29.000	5.000	72.500	300	11,81	1,200	0,804	7,5	0,30	32,9	1,29
13mmUHP	12,8	0,50	27,7	1,09	2.800	40.600	6.000	87.000	350	13,78	2,085	1,397	7,5	0,30	34,6	1,36
ID16																
<i>Heat-resisting up to 60°C (140°F)</i>																
16/4	16,0	0,63	25,5	1,00	1.040	15.080	2.600	37.700	250	9,84	1,002	0,671	10,5	0,41	32,7	1,28
16/6	15,9	0,63	27,7	1,09	1.520	22.040	3.800	55.100	320	12,60	1,480	0,992	10,5	0,41	35,0	1,37
16mmUHP	15,9	0,63	31,8	1,25	2.000	29.000	5.000	72.500	400	15,75	2,523	1,690	10,5	0,41	38,0	1,49
ID20																
<i>Heat-resisting up to 60°C (140°F)</i>																
20/2	19,0	0,75	26,2	1,03	520	7.540	1.300	18.850	240	9,45	0,750	0,503	13,0	0,51	34,2	1,34
20/2W	18,8	0,74	29,5	1,16	760	11.020	1.900	27.550	220	8,66	1,160	0,777	13,0	0,51	36,3	1,42
20/4	18,8	0,74	28,8	1,13	1.040	15.080	2.600	37.700	250	9,84	1,350	0,905	13,0	0,51	36,9	1,45
20/6	18,8	0,74	32,8	1,29	1.400	20.300	3.500	50.750	350	13,78	2,170	1,454	13,0	0,51	42,9	1,68
ID25																
<i>Heat-resisting up to 60°C (140°F)</i>																
25/2	24,8	0,98	33,5	1,32	440	6.380	1.100	15.950	300	11,81	0,950	0,636	16,5	0,65	40,0	1,57
25/2W	25,0	0,98	35,6	1,40	640	9.280	1.600	23.200	280	11,02	1,490	0,998	16,5	0,65	44,0	1,73
25/4	24,8	0,98	36,3	1,43	900	13.050	2.250	32.625	300	11,81	1,715	1,149	19,0	0,75	45,9	1,80
25/6	24,8	0,98	39,8	1,57	1.400	20.300	3.000	43.500	600	23,62	2,800	1,876	17,5	0,69	49,0	1,92
HL-Series																
<i>Heat-resisting up to 60°C (140°F) - Hydraulic Line</i>																
VIPER	6,1	0,24	12,5	0,49	700	10.150	1.800	26.100	80	3,15	0,206	0,138	4,0	0,16	14,4	0,56
VIPER Twin	6,1	0,24	12,5	0,49	700	10.150	1.800	26.100	80	3,15	0,412	0,276	4,0	0,16	14,4	0,56
MAMBA	5,9	0,23	12,0	0,47	1.200	17.400	3.000	43.500	80	3,15	0,237	0,159	4,0	0,16	15,5	0,61
MAMBA Twin	5,9	0,23	12,0	0,47	1.200	17.400	3.000	43.500	80	3,15	0,474	0,318	4,0	0,16	15,5	0,61
COBRA	5,0	0,20	11,2	0,44	1.800	26.100	4.500	65.250	150	5,91	0,260	0,174	2,5	0,10	15,0	0,59
M-Series																
<i>Heat-resisting up to 60°C (140°F) - with methanol-washed inner core</i>																
6/2WM	6,0	0,24	12,2	0,48	690	10.000	2.760	40.000	95	3,74	0,240	0,161	4,0	0,16	16,8	0,66
6/4M	6,0	0,24	13,0	0,51	1.035	15.000	4.140	60.000	180	7,09	0,338	0,226	3,0	0,12	19,9	0,78
8/2WM	8,0	0,31	14,3	0,56	690	10.000	2.760	40.000	110	4,33	0,314	0,210	5,5	0,22	18,3	0,72
10/2WM	10,0	0,39	17,2	0,68	690	10.000	2.760	40.000	125	4,92	0,466	0,312	5,0	0,20	21,5	0,84
13/2WM	12,7	0,50	20,8	0,82	690	10.000	2.760	40.000	150	5,91	0,630	0,422	8,5	0,33	27,8	1,09
25/2KM	23,6	0,93	32,6	1,28	345	5.000	1.380	20.000	280	11,02	1,200	0,804	16,5	0,65	42,0	1,65

Type	Hose Size				Pressure Rating				Bend Radius		Weight		Insert ID		Sleeve OD	
	ID		OD		Working		Burst		[mm]	[in]	[kg/m]	[lbs/ft]	[mm]		[in]	
[mm]	[in]	[mm]	[in]	[bar]	[psi]	[bar]	[psi]	[mm]					[in]	[mm]	[in]	[mm]

PPA-Series

Heat-resisting up to 80°C (176°F) - with PVDF inner core and polyamid outer cover

5/4PPA	5,0	0,20	11,2	0,44	1.035	15.000	4.140	60.000	250	9,84	0,256	0,172	2,5	0,10	15,0	0,59
6/2VPPA	6,3	0,25	12,2	0,48	690	10.000	2.760	40.000	150	5,91	0,266	0,178	3,5	0,14	17,1	0,67
6/4PPA	6,3	0,25	12,6	0,50	1.035	15.000	4.140	60.000	280	11,02	0,305	0,204	3,5	0,14	16,4	0,64
8/2VPPA	8,0	0,31	14,5	0,57	690	10.000	2.760	40.000	250	9,84	0,360	0,241	5,5	0,22	18,3	0,72
8/4PPA	8,0	0,31	14,7	0,58	1.035	15.000	4.140	60.000	300	11,81	0,420	0,281	4,5	0,18	20,3	0,79
10/4PPA	10,0	0,39	18,4	0,72	1.035	15.000	4.140	60.000	300	11,81	0,680	0,456	5,5	0,22	23,1	0,90
13/2VPPA	12,8	0,50	20,8	0,82	690	10.000	2.760	40.000	300	11,81	0,670	0,449	8,5	0,33	26,5	1,04
13/4HPPA	12,8	0,50	22,0	0,87	860	12.500	3.450	50.000	300	11,81	1,000	0,670	7,5	0,30	29,5	1,16
16/4PPA	16,0	0,63	25,5	1,00	690	10.000	2.760	40.000	400	15,75	1,082	0,725	10,5	0,41	32,7	1,28
20/4PPA	18,8	0,74	28,8	1,13	690	10.000	2.760	40.000	500	19,69	1,350	0,907	13,0	0,51	36,9	1,45
20/6PPA	18,8	0,74	32,8	1,29	860	12.500	3.450	50.000	600	23,62	2,170	1,454	13,0	0,51	43,1	1,69
25/4PPA	24,8	0,98	36,3	1,43	520	7.500	2.070	30.000	500	19,69	1,820	1,223	18,0	0,71	42,3	1,66

HT-Series

Heat-resisting up to 150°C (300°F) - with PVDF inner core and outer cover

5/4HT	5,0	0,20	11,2	0,44	1.035	15.000	4.830	70.000	250	9,84	0,280	0,188	2,5	0,10	15,4	0,60
6/2VHT	6,3	0,25	12,2	0,48	690	10.000	2.760	40.000	150	5,91	0,266	0,178	3,5	0,14	17,1	0,67
6/4HT	6,3	0,25	12,6	0,50	1.035	15.000	4.140	60.000	280	11,02	0,320	0,214	3,5	0,14	17,5	0,68
8/2VHT	8,0	0,31	14,5	0,57	690	10.000	2.760	40.000	250	9,84	0,400	0,268	4,0	0,16	20,7	0,81
8/4HT	8,0	0,31	14,6	0,57	1.035	15.000	4.140	60.000	300	11,81	0,413	0,277	4,5	0,18	20,2	0,79
10/4HT	9,9	0,39	18,4	0,72	1.035	15.000	4.140	60.000	300	11,81	0,695	0,466	5,0	0,20	24,9	0,98
13/4HHT	12,8	0,50	22,0	0,87	860	12.500	3.450	50.000	300	11,81	1,000	0,672	7,5	0,30	29,5	1,16

Hose Type 3/2

ID3 - Series: A and X



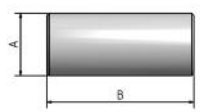
Applications

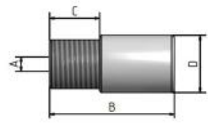
- Waterblast:** Heat exchanger tube cleaning
- Hydraulics:** Pressure test equipment (valves, tooling and control panels), hydraulic tools (instrumentation packages for gauges, control of service equipment, hydraulic jacks, hydraulic tools)

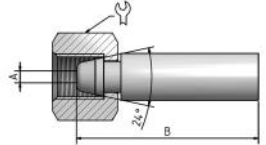
Technical Information

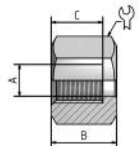
- Inner Core:** Polyoxymethylene (POM)
- Pressure Support:** 2 layers of high-tensile steel wire
- Outer Cover:** Polyamide (PA)
- Colour:** Green
- Temperature:** -30°C to +60°C [-22°F to 140°F]

Ø ID	Ø OD	Working Pressure	Burst Pressure	Bend Radius	Weight	Insert ID
3,4 mm	6,9 mm	1.000 bar	2.500 bar	60 mm	0,072 kg/m	2,0 mm
0,13 inch	0,27 inch	14.500 psi	36.250 psi	2,36 inch	0,048 lbs/ft	0,08 inch

Part no.	Thread	Material	Dimensions (mm)				Sleeve
			A	B	C	D	
Sleeve							
10320101	-	Steel	8,9	32,5	-	-	

Part no.	Thread	Material	Hose part	Dimensions (mm)				One Piece fitting
				A	B	C	D	
OnePiece Fittings®								
30320402X	1/16"x27NPTF	Steel	30320402/1X	2	28	7	8,9	
30320101X	M6x1	Steel	30320101/1X	2	30	8	8,9	

Part no.	Thread	Material	Nut	Dimensions (mm)				Insert
				A	B	C	⌀	
Female swivel 24°/60°								
20320302A	G1/4"	Steel	50540301, 50540305	2	47	-	19	

Part no.	Thread	Material	Relief bores	Dimensions (mm)				Swivel nut
				A	B	C	⌀	
Swivel nut								
50540301	G1/4"	Steel	I radial	9,2	16,5	8,5	19	
50540305	G1/4"	AISI 316Ti	I radial	9,2	16,5	8,5	19	

Production-related variations of the burst pressure of up to 5 % are possible.

The safety factors between the burst pressure and the working pressure as well as the test pressure depend on the operating conditions. For gaseous media the outer cover is to be pinpricked.

Regarding the safety factor for gaseous media please contact your local SPIR STAR® assembling center.

The indicated working pressure refers to the hose only. Depending on the used fitting the permitted working pressure of a hose assembly may be less.

BLAST PRO fittings may only be used for tube cleaning operations inside the tube. They have not been designed for the use outside of tubes.

We reserve our rights for technical changes without notice. Subject to printing errors.

Hose Type 3/4

ID3 - Series: B



Applications

Waterblast: Heat exchanger tube cleaning, ultra high-pressure waterjet cutting and hydro demolition (cutting and demolition of armoured concrete, pipelines, paper or steel)

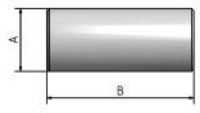
Hydraulics: Pressure test equipment (valves, tooling and control panels), hydraulic tools (instrumentation packages for gauges, control of service equipment, hydraulic jacks, hydraulic tools)

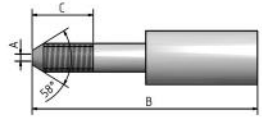


Technical Information

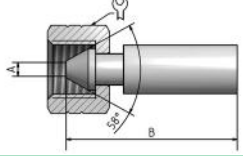
Inner Core: Polyoxymethylene (POM)
Pressure Support: 4 layers of high-tensile steel wire
Outer Cover: Polyamide (PA)
Colour: Grey
Temperature: -30°C to +60°C [-22°F to 140°F]

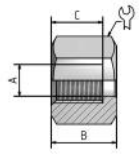
Ø ID	Ø OD	Working Pressure	Burst Pressure	Bend Radius	Weight	Insert ID
3,4 mm	8,0 mm	2.000 bar	5.000 bar	110 mm	0,135 kg/m	2,0 mm
0,13 inch	0,31 inch	29.000 psi	72.500 psi	4,33 inch	0,090 lbs/ft	0,08 inch

Part no.	Thread	Material	Dimensions (mm)				Sleeve
			A	B	C	⚙	
Sleeve							
10340102	-	Steel	12,1	44	-	-	

Part no.	Thread	Material	Nut	Dimensions (mm)				Insert
				A	B	C	⚙	
HP fitting								
40340202B	1/4"x28UNF LH	Steel	-	2	79,5	14	-	
40340224B	3/8"x24UNF LH	Stainless steel	-	2	84	20	-	

Female swivel 24°/60°								
Part no.	Thread	Material	Nut	Dimensions (mm)				
				A	B	C	⚙	
20340112B	M12x1.5	Steel	50340111	2	57	-	17	

Part no.	Thread	Material	Nut	Dimensions (mm)				Insert
				A	B	C	⌀	
Type M female swivel								
20340602B	9/16"x18UNF	Steel	50540601, 50540605	2	59	-	19	

Part no.	Thread	Material	Relief bores	Dimensions (mm)				Swivel nut
				A	B	C	⌀	
Swivel nut								
50540601	9/16"x18UNF	Steel	1 radial	9,2	18	14	19	
50340111	M12x1.5	Steel	1 radial	8,2	16	9	17	
50540605	9/16"x18UNF	AISI 316Ti	1 radial	9,2	18	14	19	

Production-related variations of the burst pressure of up to 5 % are possible.

The safety factors between the burst pressure and the working pressure as well as the test pressure depend on the operating conditions. For gaseous media the outer cover is to be pinpricked.

Regarding the safety factor for gaseous media please contact your local SPIR STAR® assembling center.

The indicated working pressure refers to the hose only. Depending on the used fitting the permitted working pressure of a hose assembly may be less.

BLAST PRO fittings may only be used for tube cleaning operations inside the tube. They have not been designed for the use outside of tubes.

We reserve our rights for technical changes without notice. Subject to printing errors.

Hose Type 3/6

ID3 - Series: C



Applications

Waterblast: Heat exchanger tube cleaning, ultra high-pressure waterjet cutting and hydro demolition (cutting and demolition of armoured concrete, pipelines, paper or steel)

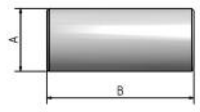
Hydraulics: Pressure test equipment (valves, tooling and control panels), hydraulic tools (instrumentation packages for gauges, control of service equipment, hydraulic jacks, hydraulic tools)

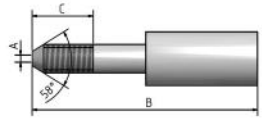


Technical Information

Inner Core: Polyoxymethylene (POM)
Pressure Support: 6 layers of high-tensile steel wire
Outer Cover: Polyamide (PA)
Colour: Blue
Temperature: -30°C to +60°C [-22°F to 140°F]

Ø ID	Ø OD	Working Pressure	Burst Pressure	Bend Radius	Weight	Insert ID
3,0 mm	9,1 mm	2.800 bar	7.000 bar	150 mm	0,222 kg/m	1,8 mm
0,12 inch	0,36 inch	40.600 psi	101.500 psi	5,91 inch	0,149 lbs/ft	0,07 inch

Part no.	Thread	Material	Dimensions (mm)				Sleeve
			A	B	C	⚙	
10360102	-	Steel	15,3	33,5	-	-	

Part no.	Thread	Material	Nut	Dimensions (mm)				Insert
				A	B	C	⚙	
HP fitting								
40360204C	1/4"x28UNF LH	Stainless steel	-	1,8	68	14	-	
40360224C	3/8"x24UNF LH	Stainless steel	-	1,8	76	20	-	

Production-related variations of the burst pressure of up to 5 % are possible.

The safety factors between the burst pressure and the working pressure as well as the test pressure depend on the operating conditions. For gaseous media the outer cover is to be pinpricked.

Regarding the safety factor for gaseous media please contact your local SPIR STAR® assembling center.

The indicated working pressure refers to the hose only. Depending on the used fitting the permitted working pressure of a hose assembly may be less.

BLAST PRO fittings may only be used for tube cleaning operations inside the tube. They have not been designed for the use outside of tubes.

We reserve our rights for technical changes without notice. Subject to printing errors.

Hose Type 4/2

Duralife Flex™

ID4 - Series: A and X



Applications

- Waterblast:** Heat exchanger tube cleaning
- Hydraulics:** Pressure test equipment (valves, tooling and control panels), hydraulic tools (instrumentation packages for gauges, control of service equipment, hydraulic jacks, hydraulic tools)

Technical Information

- Inner Core:** Polyoxymethylene (POM)
- Pressure Support:** 2 layers of high-tensile steel wire
- Outer Cover:** Polyamide (PA)
- Colour:** Green
- Temperature:** -30°C to +60°C [-22°F to 140°F]

Ø ID	Ø OD	Working Pressure	Burst Pressure	Bend Radius	Weight	Insert ID
4,0 mm	8,0 mm	1.200 bar	3.000 bar	75 mm	0,110 kg/m	2,5 mm
0,16 inch	0,31 inch	17.400 psi	43.500 psi	2,95 inch	0,074 lbs/ft	0,10 inch

Part no.	Thread	Material	Dimensions (mm)				Sleeve
			A	B	C	D	
Sleeve							
10420102	-	Steel	10	30	-	-	
10420105	-	AISI 316Ti	10	34	-	-	

Part no.	Thread	Material	Hose part	Dimensions (mm)				One Piece fitting
				A	B	C	D	
OnePiece Fittings®								
30420452X	1/16"x27NPTF	Steel	30420452/1X	2,5	28	7	9,9	
30420462X	1/8"x27NPTF	Steel	30420462/1X	2,5	31	10	9,9	
30420601X	5/16"x24UNF	Steel	30420452/1X	2,5	28	7	9,9	

Part no.	Thread	Material	Nut	Dimensions (mm)				Insert
				A	B	C	D	
HP fitting								
40420205A	1/4"x28UNF LH	AISI 316Ti	-	2,5	69	28	-	

Hose Type 4/2



Duralife Flex™

ID4 - Series: A and X

Part no.	Thread	Material	Nut	Dimensions (mm)			Insert	
				A	B	C		
Male fitting								
30420412A	1/16"x27NPTF	Steel	-	2,5	49	8	7	
30420542A	1/8"x27NPTF	Steel	-	2,5	53	10	8	
30420422A	1/4"x18NPTF	Steel	-	2,5	57	14	11	
30420302A	G1/8"	Steel	-	2,5	53	12	9	
30420322A	G1/4"	Steel	-	2,5	55	12	11	
30420042A	M7	Steel	-	2,5	54	10	9	
30420052A	M8	Steel	-	2,5	54	10	9	
30420002A	M10X1	Steel	-	2,5	55	12	8	
Male fitting 100° external cone								
30420362A	G1/4"	Steel	-	2,5	60	18	17	
Male fitting for USIT® Ring								
30420351A	G1/4"	Steel	-	2,5	54,5	11	22	
Male fitting flat seal								
30420382A	G1/8"	Steel	-	2,5	55	13	9	
30420082A	M7	Steel	-	2,5	52	11	7	

Hose Type 4/2



Duralife Flex™

ID4 - Series: A and X

Part no.	Thread	Material	Nut	Dimensions (mm)				Insert
				A	B	C	⚙	
Type M female swivel								
20420642A	9/16"x18UNF	Steel	50540601	2,5	48,5	-	19	
Female swivel 24°/60°								
20430302A	G1/4"	Steel	50540301, 50540305	2,5	48	-	19	
Female swivel with O-Ring								
20420042A	M24x1.5	Steel	51321206	2,5	66	-	32	

Part no.	Thread	Material	Relief bores	Dimensions (mm)				Swivel nut
				A	B	C	⚙	
Swivel nut								
50540601	9/16"x18UNF	Steel	1 radial	9,2	18	14	19	
50540301	G1/4"	Steel	1 radial	9,2	16,5	8,5	19	
50540305	G1/4"	AISI 316Ti	1 radial	9,2	16,5	8,5	19	
51321206	M24x1.5	Steel	2 axial	16,8	23	16	32	
51320205	M24x1.5	AISI 316Ti	1 radial	16,8	23	16	32	

Production-related variations of the burst pressure of up to 5 % are possible.

The safety factors between the burst pressure and the working pressure as well as the test pressure depend on the operating conditions. For gaseous media the outer cover is to be pinpricked.

Regarding the safety factor for gaseous media please contact your local SPIR STAR® assembling center.

The indicated working pressure refers to the hose only. Depending on the used fitting the permitted working pressure of a hose assembly may be less.

BLAST PRO fittings may only be used for tube cleaning operations inside the tube. They have not been designed for the use outside of tubes.

We reserve our rights for technical changes without notice. Subject to printing errors.



Hose Type 4/2K

ID4 - Series: A



Applications

Hydraulics: Pressure test equipment (valves, tooling and control panels), hydraulic tools (instrumentation packages for gauges, control of service equipment, hydraulic jacks, hydraulic tools)



Technical Information

Inner Core: Polyamide (PA)
Pressure Support: 2 layers of high-tensile steel wire
 1 braided layer of steel wire
Outer Cover: Polyurethane (PUR)
Colour: Black
Temperature: -30°C to +60°C [-22°F to 140°F]

Ø ID	Ø OD	Working Pressure	Burst Pressure	Bend Radius	Weight	Insert ID
4,0 mm	9,8 mm	1.200 bar	3.000 bar	65 mm	0,185 kg/m	2,5 mm
0,16 inch	0,39 inch	17.400 psi	43.500 psi	2,56 inch	0,124 lbs/ft	0,10 inch

Part no.	Thread	Material	Dimensions (mm)				Sleeve
			A	B	C	⚙	
Sleeve							
10430101	-	Steel	13,1	34	-	-	
10430105	-	AISI 316Ti	13,1	34	-	-	

Part no.	Thread	Material	Nut	Dimensions (mm)				Insert
				A	B	C	⚙	
HP fitting								
40420205A	1/4"x28UNF LH	AISI 316Ti	-	2,5	69	28	-	

Male fitting								
30420412A	1/16"x27NPTF	Steel	-	2,5	49	8	7	
30420542A	1/8"x27NPTF	Steel	-	2,5	53	10	8	
30420422A	1/4"x18NPTF	Steel	-	2,5	57	14	11	
30420302A	G1/8"	Steel	-	2,5	53	12	9	
30420322A	G1/4"	Steel	-	2,5	55	12	11	
30420042A	M7	Steel	-	2,5	54	10	9	
30420052A	M8	Steel	-	2,5	54	10	9	
30420002A	M10X1	Steel	-	2,5	55	12	8	

Part no.	Thread	Material	Nut	Dimensions (mm)				Insert
				A	B	C	⚙️	
Male fitting 100° external cone								
30420362A	G1/4"	Steel	-	2,5	60	18	17	
Male fitting for USIT® Ring								
30420351A	G1/4"	Steel	-	2,5	54,5	11	22	
Male fitting flat seal								
30420382A	G1/8"	Steel	-	2,5	55	13	9	
30420082A	M7	Steel	-	2,5	52	11	7	
Female swivel 24°/60°								
20430302A	G1/4"	Steel	50540301, 50540305	2,5	48	-	19	
Female swivel with O-Ring								
20420042A	M24x1.5	Steel	51321206	2,5	66	-	32	
Type M female swivel								
20420642A	9/16"x18UNF	Steel	50540601	2,5	48,5	-	19	
				Dimensions (mm)				Swivel nut
Part no.	Thread	Material	Relief bores	A	B	C	⚙️	
Swivel nut								
50540601	9/16"x18UNF	Steel	1 radial	9,2	18	14	19	
50540301	G1/4"	Steel	1 radial	9,2	16,5	8,5	19	
50540305	G1/4"	AISI 316Ti	1 radial	9,2	16,5	8,5	19	
51321206	M24x1.5	Steel	2 axial	16,8	23	16	32	
51320205	M24x1.5	AISI 316Ti	1 radial	16,8	23	16	32	

Production-related variations of the burst pressure of up to 5 % are possible.

The safety factors between the burst pressure and the working pressure as well as the test pressure depend on the operating conditions. For gaseous media the outer cover is to be pinpricked.

Regarding the safety factor for gaseous media please contact your local SPIR STAR® assembling center.

The indicated working pressure refers to the hose only. Depending on the used fitting the permitted working pressure of a hose assembly may be less.

BLAST PRO fittings may only be used for tube cleaning operations inside the tube. They have not been designed for the use outside of tubes.

We reserve our rights for technical changes without notice. Subject to printing errors.

Hose Type 4/2W

ID4 - Series: A



Applications

Hydraulics: Pressure test equipment (valves, tooling and control panels), hydraulic tools (instrumentation packages for gauges, control of service equipment, hydraulic jacks, hydraulic tools)



Technical Information

Inner Core: Polyamide (PA)
Pressure Support: 2 open layers, 2 dense layers of high-tensile steel wire
Outer Cover: Polyurethane (PUR)
Colour: Black
Temperature: -30°C to +60°C [-22°F to 140°F]

Ø ID	Ø OD	Working Pressure	Burst Pressure	Bend Radius	Weight	Insert ID
4,0 mm	9,8 mm	1.400 bar	3.500 bar	65 mm	0,160 kg/m	2,5 mm
0,16 inch	0,39 inch	20.300 psi	50.750 psi	2,56 inch	0,107 lbs/ft	0,10 inch

Part no.	Thread	Material	Dimensions (mm)				Sleeve
			A	B	C	⚙	
Sleeve							
10430101	-	Steel	13,1	34	-	-	
10430105	-	AISI 316Ti	13,1	34	-	-	

Part no.	Thread	Material	Nut	Dimensions (mm)				Insert
				A	B	C	⚙	
HP fitting								
40420205A	1/4"x28UNF LH	AISI 316Ti	-	2,5	69	28	-	
Male fitting								
30420412A	1/16"x27NPTF	Steel	-	2,5	49	8		7
30420542A	1/8"x27NPTF	Steel	-	2,5	53	10		8
30420422A	1/4"x18NPTF	Steel	-	2,5	57	14		11
30420302A	G1/8"	Steel	-	2,5	53	12		9
30420322A	G1/4"	Steel	-	2,5	55	12		11
30420042A	M7	Steel	-	2,5	54	10		9
30420052A	M8	Steel	-	2,5	54	10		9
30420002A	M10X1	Steel	-	2,5	55	12	8	
Male fitting 100° external cone								
30420362A	G1/4"	Steel	-	2,5	60	18	17	

Part no.	Thread	Material	Nut	Dimensions (mm)				Insert
				A	B	C	⚙	
Male fitting for USIT® Ring								
30420351A	G1/4"	Steel	-	2,5	54,5	11	22	
Male fitting flat seal								
30420382A	G1/8"	Steel	-	2,5	55	13	9	
30420082A	M7	Steel	-	2,5	52	11	7	
Female swivel 24°/60°								
20430302A	G1/4"	Steel	50540301, 50540305	2,5	48	-	19	
Female swivel with O-Ring								
20420042A	M24x1.5	Steel	51321206	2,5	66	-	32	
Type M female swivel								
20420642A	9/16"x18UNF	Steel	50540601	2,5	48,5	-	19	

Part no.	Thread	Material	Relief bores	Dimensions (mm)				Swivel nut
				A	B	C	⚙	
Swivel nut								
50540601	9/16"x18UNF	Steel	1 radial	9,2	18	14	19	
50540301	G1/4"	Steel	1 radial	9,2	16,5	8,5	19	
50540305	G1/4"	AISI 316Ti	1 radial	9,2	16,5	8,5	19	
51321206	M24x1.5	Steel	2 axial	16,8	23	16	32	
51320205	M24x1.5	AISI 316Ti	1 radial	16,8	23	16	32	

Production-related variations of the burst pressure of up to 5 % are possible.

The safety factors between the burst pressure and the working pressure as well as the test pressure depend on the operating conditions. For gaseous media the outer cover is to be pinpricked.

Regarding the safety factor for gaseous media please contact your local SPIR STAR® assembling center.

The indicated working pressure refers to the hose only. Depending on the used fitting the permitted working pressure of a hose assembly may be less.

BLAST PRO fittings may only be used for tube cleaning operations inside the tube. They have not been designed for the use outside of tubes.

We reserve our rights for technical changes without notice. Subject to printing errors.

Hose Type 4/4

ID4 - Series: B and C



Applications

- Waterblast:** Heat exchanger tube cleaning
- Hydraulics:** Pressure test equipment (valves, tooling and control panels), hydraulic tools (instrumentation packages for gauges, control of service equipment, hydraulic jacks, hydraulic tools)



Technical Information

- Inner Core:** Polyoxymethylene (POM)
- Pressure Support:** 4 layers of high-tensile steel wire
- Outer Cover:** Polyamide (PA)
- Colour:** Grey
- Temperature:** -30°C to +60°C [-22°F to 140°F]

Ø ID	Ø OD	Working Pressure	Burst Pressure	Bend Radius	Weight	Insert ID
4,0 mm	10,3 mm	2.200 bar	5.500 bar	130 mm	0,234 kg/m	1,8 mm
0,16 inch	0,41 inch	31.900 psi	79.750 psi	5,12 inch	0,157 lbs/ft	0,07 inch

Part no.	Thread	Material	Dimensions (mm)				Sleeve
			A	B	C	⚠	
Sleeve							
10440102	-	Steel	14,7	49	-	-	
10440105	-	AISI 316Ti	14,7	49	-	-	

Part no.	Thread	Material	Nut	Dimensions (mm)				Insert
				A	B	C	⚠	
HP fitting								
40460204C	1/4"x28UNF LH	Stainless steel	-	1,8	82	14	-	
40460224C	3/8"x24UNF LH	Stainless steel	-	1,8	90	20	-	
40460234C	9/16"x18UNF LH	Stainless steel	-	1,8	104	24	-	

Part no.	Thread	Material	Nut	Dimensions (mm)				Insert
				A	B	C	⚙	
Male fitting 60° internal cone								
30440302B	G1/8"	Steel	-	1,8	70,5	12	9	
Female swivel 24°/60°								
20440302B	G1/4"	Steel	50540301, 50540305	1,8	63	-	19	
Type M female swivel								
20460644C	9/16"x18UNF	Stainless steel	50560605, 50560601	1,8	63	-	22	

Part no.	Thread	Material	Relief bores	Dimensions (mm)				Swivel nut
				A	B	C	⚙	
Swivel nut								
50560601	9/16"x18UNF	Steel	1 radial	9,2	18	14	22	
50560605	9/16"x18UNF	AISI 316Ti	1 radial	9,2	18	14	22	
50540301	G1/4"	Steel	1 radial	9,2	16,5	8,5	19	
50540305	G1/4"	AISI 316Ti	1 radial	9,2	16,5	8,5	19	

Production-related variations of the burst pressure of up to 5 % are possible.

The safety factors between the burst pressure and the working pressure as well as the test pressure depend on the operating conditions. For gaseous media the outer cover is to be pinpricked.

Regarding the safety factor for gaseous media please contact your local SPIR STAR® assembling center.

The indicated working pressure refers to the hose only. Depending on the used fitting the permitted working pressure of a hose assembly may be less.

BLAST PRO fittings may only be used for tube cleaning operations inside the tube. They have not been designed for the use outside of tubes.

We reserve our rights for technical changes without notice. Subject to printing errors.

Hose Type 4/6

ID4 - Series: C



Applications

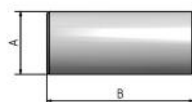
- Waterblast:** Heat exchanger tube cleaning, surface preparation (concrete removal, surface cleaning of buildings, paint removal), ultra high-pressure waterjet cutting and hydro demolition (cutting and demolition of armoured concrete, pipelines, paper or steel)
- Hydraulics:** Bolt tensioning, pressure test equipment (valves, tooling and control panels), hydraulic tools (instrumentation packages for gauges, control of service equipment, hydraulic jacks, hydraulic tools)

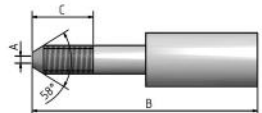


Technical Information


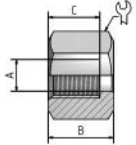
- Inner Core:** Polyoxymethylene (POM)
Pressure Support: 6 layers of high-tensile steel wire
Outer Cover: Polyamide (PA)
Colour: Blue
Temperature: -30°C to +60°C [-22°F to 140°F]

Ø ID	Ø OD	Working Pressure	Burst Pressure	Bend Radius	Weight	Insert ID
4,0 mm	11,5 mm	2.800 bar	7.000 bar	175 mm	0,365 kg/m	1,8 mm
0,16 inch	0,45 inch	40.600 psi	101.500 psi	6,89 inch	0,245 lbs/ft	0,07 inch

Part no.	Thread	Material	Dimensions (mm)				Sleeve
			A	B	C	⚙	
Sleeve							
10460102	-	Steel	17,1	49	-	-	

Part no.	Thread	Material	Nut	Dimensions (mm)				Insert
				A	B	C	⚙	
HP fitting								
40460204C	1/4"x28UNF LH	Stainless steel	-	1,8	82	14	-	
40460224C	3/8"x24UNF LH	Stainless steel	-	1,8	90	20	-	
40460234C	9/16"x18UNF LH	Stainless steel	-	1,8	104	24	-	

Type M female swivel								
20460644C	9/16"x18UNF	Stainless steel	50560605, 50560601	1,8	63	-	22	

Part no.	Thread	Material	Relief bores	Dimensions (mm)				Swivel nut
				A	B	C		
Swivel nut								
50560601	9/16"x18UNF	Steel	1 radial	9,2	18	14	22	
50560605	9/16"x18UNF	AISI 316Ti	1 radial	9,2	18	14	22	

Production-related variations of the burst pressure of up to 5 % are possible.

The safety factors between the burst pressure and the working pressure as well as the test pressure depend on the operating conditions. For gaseous media the outer cover is to be pinpricked.

Regarding the safety factor for gaseous media please contact your local SPIR STAR® assembling center.

The indicated working pressure refers to the hose only. Depending on the used fitting the permitted working pressure of a hose assembly may be less.

BLAST PRO fittings may only be used for tube cleaning operations inside the tube. They have not been designed for the use outside of tubes.

We reserve our rights for technical changes without notice. Subject to printing errors.



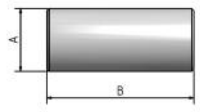
Applications

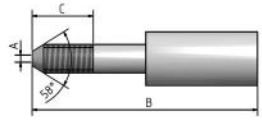
- Waterblast:** Surface preparation (concrete removal, surface cleaning of buildings, paint removal), ultra high-pressure waterjet cutting and hydro demolition (cutting and demolition of armoured concrete, pipelines, paper or steel)
- Hydraulics:** Pressure test equipment (valves, tooling and control panels), hydraulic tools (instrumentation packages for gauges, control of service equipment, hydraulic jacks, hydraulic tools), hydroforming

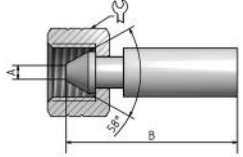
Technical Information

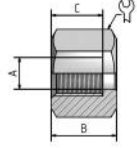
- Inner Core:** Polyoxymethylene (POM)
- Pressure Support:** 8 layers of high-tensile steel wire
- Outer Cover:** Polyamide (PA)
- Colour:** Dark red
- Temperature:** -30°C to +60°C [-22°F to 140°F]

Ø ID	Ø OD	Working Pressure	Burst Pressure	Bend Radius	Weight	Insert ID
4,0 mm	12,8 mm	3.200 bar	8.000 bar	175 mm	0,540 kg/m	1,8 mm
0,16 inch	0,50 inch	46.400 psi	116.000 psi	6,89 inch	0,362 lbs/ft	0,07 inch

Part no.	Thread	Material	Dimensions (mm)				⚙	Sleeve
			A	B	C			
10480102	-	Steel	19,5	49	-	-		

Part no.	Thread	Material	Nut	Dimensions (mm)				⚙	Insert
				A	B	C			
40460204C	1/4"x28UNF LH	Stainless steel	-	1,8	82	14	-		
40460224C	3/8"x24UNF LH	Stainless steel	-	1,8	90	20	-		
40460234C	9/16"x18UNF LH	Stainless steel	-	1,8	104	24	-		

Part no.	Thread	Material	Nut	Dimensions (mm)				Insert
				A	B	C	⌀	
Type M female swivel								
20460644C	9/16"x18UNF	Stainless steel	50560605, 50560601	1,8	63	-	22	

Part no.	Thread	Material	Relief bores	Dimensions (mm)				Swivel nut
				A	B	C	⌀	
Swivel nut								
50560601	9/16"x18UNF	Steel	1 radial	9,2	18	14	22	
50560605	9/16"x18UNF	AISI 316Ti	1 radial	9,2	18	14	22	

Production-related variations of the burst pressure of up to 5 % are possible.

The safety factors between the burst pressure and the working pressure as well as the test pressure depend on the operating conditions. For gaseous media the outer cover is to be pinpricked.

Regarding the safety factor for gaseous media please contact your local SPIR STAR® assembling center.

The indicated working pressure refers to the hose only. Depending on the used fitting the permitted working pressure of a hose assembly may be less.

BLAST PRO fittings may only be used for tube cleaning operations inside the tube. They have not been designed for the use outside of tubes.

We reserve our rights for technical changes without notice. Subject to printing errors.

Hose Type 5/2

Duralife Flex™

ID5 - Series: A and X



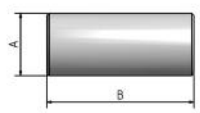
Applications

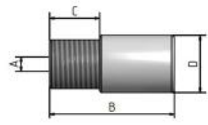
- Waterblast:** Heat exchanger tube cleaning
- Hydraulics:** Pressure test equipment (valves, tooling and control panels), hydraulic tools (instrumentation packages for gauges, control of service equipment, hydraulic jacks, hydraulic tools)

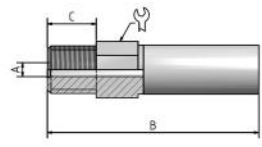
Technical Information

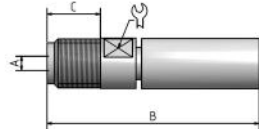
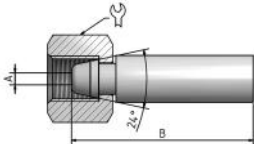
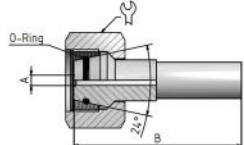
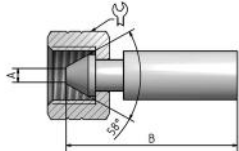
- Inner Core:** Polyoxymethylene (POM)
- Pressure Support:** 2 layers of high-tensile steel wire
- Outer Cover:** Polyamide (PA)
- Colour:** Green
- Temperature:** -30°C to +60°C [-22°F to 140°F]

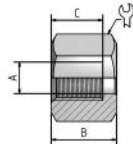
Ø ID	Ø OD	Working Pressure	Burst Pressure	Bend Radius	Weight	Insert ID
5,0 mm	9,4 mm	1.040 bar	2.600 bar	95 mm	0,125 kg/m	3,0 mm
0,20 inch	0,37 inch	15.080 psi	37.700 psi	3,74 inch	0,084 lbs/ft	0,12 inch

Part no.	Thread	Material	Dimensions (mm)				Sleeve
			A	B	C	⚙	
Sleeve							
10520101	-	Steel	12,9	40	-	-	

Part no.	Thread	Material	Hose part	Dimensions (mm)				One Piece fitting
				A	B	C	D	
OnePiece Fittings®								
30520442X	1/8"x27NPTF	Steel	30520442/1X	3,5	31	10	11,4	

Part no.	Thread	Material	Nut	Dimensions (mm)				Insert
				A	B	C	⚙	
Male fitting								
30520401A	1/8"x27NPTF	Steel	-	3	56	10	10	
30520451A	1/4"x18NPTF	Steel	-	3	64	14	12	
30520301A	G1/8"	Steel	-	3	60	10	9	
30520321A	G1/4"	Steel	-	3	58	12	14	
30520011A	M7	Steel	-	3	57,5	10	9	
30520041A	M10x1	Steel	-	3	61,5	12	12	

Part no.	Thread	Material	Nut	Dimensions (mm)				Insert
				A	B	C	⌀	
Male fitting flat seal								
30520381A	G1/8"	Steel	-	3	61	13	9	
30520021A	M8x1,25	Steel	-	3	60	12	8	
Female swivel 24°/60°								
20520301A	G1/4"	Steel	50540301, 50540305	3	54	-	19	
20520101A	M14x1.5	Steel	50540101	3	54	-	19	
Female swivel with O-Ring								
20520042A	M24x1.5	Steel	51321206	3	72	-	32	
Type M female swivel								
20520601A	9/16"x18UNF	Steel	50540601, 50540605	3	54	-	19	

Part no.	Thread	Material	Relief bores	Dimensions (mm)				Swivel nut
				A	B	C	⌀	
Swivel nut								
50540601	9/16"x18UNF	Steel	1 radial	9,2	18	14	19	
50540605	9/16"x18UNF	AISI 316Ti	1 radial	9,2	18	14	19	
50540301	G1/4"	Steel	1 radial	9,2	16,5	8,5	19	
50540305	G1/4"	AISI 316Ti	1 radial	9,2	16,5	8,5	19	
50540101	M14x1.5	Steel	1 radial	9,2	16,5	8,5	19	
51321206	M24x1.5	Steel	2 axial	16,8	23	16	32	
51320205	M24x1.5	AISI 316Ti	1 radial	16,8	23	16	32	

Production-related variations of the burst pressure of up to 5 % are possible.

The safety factors between the burst pressure and the working pressure as well as the test pressure depend on the operating conditions. For gaseous media the outer cover is to be pinpricked.

Regarding the safety factor for gaseous media please contact your local SPIR STAR® assembling center.

The indicated working pressure refers to the hose only. Depending on the used fitting the permitted working pressure of a hose assembly may be less.

BLAST PRO fittings may only be used for tube cleaning operations inside the tube. They have not been designed for the use outside of tubes.

We reserve our rights for technical changes without notice. Subject to printing errors.



Applications

- Waterblast:** Heat exchanger tube cleaning
- Hydraulics:** Pressure test equipment (valves, tooling and control panels), hydraulic tools (instrumentation packages for gauges, control of service equipment, hydraulic jacks, hydraulic tools)



Technical Information

- Inner Core:** Polyoxymethylene (POM)
- Pressure Support:** 2 layers of high-tensile steel wire
- Outer Cover:** Polyamide (PA) in green
- Colour:** 1 braided layer of stainless steel wire
- Temperature:** -30°C to +60°C [-22°F to 140°F]

Ø ID	Ø OD	Working Pressure	Burst Pressure	Bend Radius	Weight	Insert ID
5,0 mm	10,8 mm	1.040 bar	2.600 bar	95 mm	0,220 kg/m	3,5 mm
0,20 inch	0,43 inch	15.080 psi	37.700 psi	3,74 inch	0,147 lbs/ft	0,14 inch

Part no.	Thread	Material	Hose part	Dimensions (mm)				One Piece fitting
				A	B	C	D	
OnePiece Fittings®								
3053045 IKX	1/8"x27NPTF	Steel	30520442/IX	3,5	31	10	13,3	

Production-related variations of the burst pressure of up to 5 % are possible.

The safety factors between the burst pressure and the working pressure as well as the test pressure depend on the operating conditions. For gaseous media the outer cover is to be pinpricked.

Regarding the safety factor for gaseous media please contact your local SPIR STAR® assembling center.

The indicated working pressure refers to the hose only. Depending on the used fitting the permitted working pressure of a hose assembly may be less.

BLAST PRO fittings may only be used for tube cleaning operations inside the tube. They have not been designed for the use outside of tubes.

We reserve our rights for technical changes without notice. Subject to printing errors.

Hose Type 5/3

Duralife Flex™

ID5 - Series: A and X



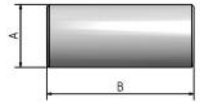
Applications

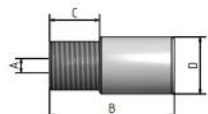
- Waterblast:** Heat exchanger tube cleaning
- Hydraulics:** Pressure test equipment (valves, tooling and control panels), hydraulic tools (instrumentation packages for gauges, control of service equipment, hydraulic jacks, hydraulic tools)

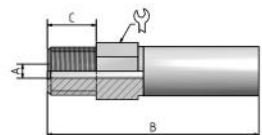
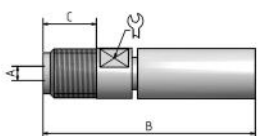
Technical Information

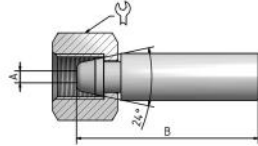
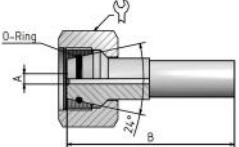
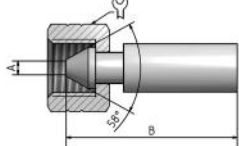
- Inner Core:** Polyoxymethylene (POM)
- Pressure Support:** 2 layers of high-tensile steel wire, 1 braided layer of galvanized steel wire
- Outer Cover:** Polyamide (PA)
- Colour:** Green
- Temperature:** -30°C to +60°C [-22°F to 140°F]

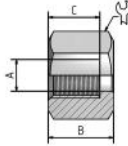
Ø ID	Ø OD	Working Pressure	Burst Pressure	Bend Radius	Weight	Insert ID
5,0 mm	10,3 mm	1.120 bar	2.800 bar	95 mm	0,218 kg/m	3,0 mm
0,20 inch	0,41 inch	16.240 psi	40.600 psi	3,74 inch	0,146 lbs/ft	0,12 inch

Part no.	Thread	Material	Dimensions (mm)				Sleeve
			A	B	C	⚙	
Sleeve							
10530111	-	Steel	12,9	40	-	-	

Part no.	Thread	Material	Hose part	Dimensions (mm)				One Piece fitting
				A	B	C	D	
OnePiece Fittings®								
30530442X	1/8"x27NPTF	Steel	30520442/1X	3,5	31	10	12,2	

Part no.	Thread	Material	Nut	Dimensions (mm)				Insert
				A	B	C	⚙	
Male fitting								
30520401A	1/8"x27NPTF	Steel	-	3	56	10	10	
30520451A	1/4"x18NPTF	Steel	-	3	64	14	12	
30520301A	G1/8"	Steel	-	3	60	10	9	
30520321A	G1/4"	Steel	-	3	58	12	14	
30520011A	M7	Steel	-	3	57,5	10	9	
30520041A	M10x1	Steel	-	3	61,5	12	12	
Male fitting flat seal								
30520381A	G1/8"	Steel	-	3	61	13	9	
30520021A	M8x1,25	Steel	-	3	60	12	8	

Part no.	Thread	Material	Nut	Dimensions (mm)				Insert
				A	B	C	⚙	
Female swivel 24°/60°								
20520301A	G1/4"	Steel	50540301, 50540305	3	54	-	19	
20520101A	M14x1.5	Steel	50540101	3	54	-	19	
Female swivel with O-Ring								
20520042A	M24x1.5	Steel	51321206	3	72	-	32	
Type M female swivel								
20520601A	9/16"x18UNF	Steel	50540601, 50540605	3	54	-	19	

Part no.	Thread	Material	Relief bores	Dimensions (mm)				Swivel nut
				A	B	C	⚙	
Swivel nut								
50540601	9/16"x18UNF	Steel	1 radial	9,2	18	14	19	
50540605	9/16"x18UNF	AISI 316Ti	1 radial	9,2	18	14	19	
50540301	G1/4"	Steel	1 radial	9,2	16,5	8,5	19	
50540305	G1/4"	AISI 316Ti	1 radial	9,2	16,5	8,5	19	
50540101	M14x1.5	Steel	1 radial	9,2	16,5	8,5	19	
51360201	M24x1.5	Steel	1 radial	16,8	23	16	32	
51321206	M24x1.5	Steel	2 axial	16,8	23	16	32	
51320205	M24x1.5	AISI 316Ti	1 radial	16,8	23	16	32	

Production-related variations of the burst pressure of up to 5 % are possible.

The safety factors between the burst pressure and the working pressure as well as the test pressure depend on the operating conditions. For gaseous media the outer cover is to be pinpricked.

Regarding the safety factor for gaseous media please contact your local SPIR STAR® assembling center.

The indicated working pressure refers to the hose only. Depending on the used fitting the permitted working pressure of a hose assembly may be less.

BLAST PRO fittings may only be used for tube cleaning operations inside the tube. They have not been designed for the use outside of tubes.

We reserve our rights for technical changes without notice. Subject to printing errors.



Applications

- Waterblast:** Heat exchanger tube cleaning
- Hydraulics:** Bolt tensioning, pressure test equipment (valves, tooling and control panels), hydraulic tools (instrumentation packages for gauges, control of service equipment, hydraulic jacks, hydraulic tools)
- Oil and Gas:** Grease injection, chemical injection, control of subsea hydraulic components, nitrogen service, Gaseous media handling

Technical Information

- Inner Core:** Polyoxymethylene (POM)
- Pressure Support:** 4 layers of high-tensile steel wire
- Outer Cover:** Polyamide (PA)
- Colour:** Grey
- Temperature:** -30°C to +60°C [-22°F to 140°F]

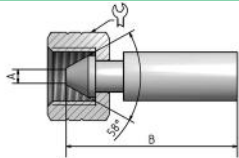
Ø ID	Ø OD	Working Pressure	Burst Pressure	Bend Radius	Weight	Insert ID
5,0 mm	11,2 mm	1.800 bar	4.500 bar	150 mm	0,260 kg/m	2,5 mm
0,20 inch	0,44 inch	26.100 psi	65.250 psi	5,91 inch	0,174 lbs/ft	0,10 inch

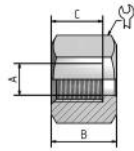
Part no.	Thread	Material	Dimensions (mm)				Sleeve
			A	B	C	⚙	
Sleeve							
10540101	-	Steel	15	49	-	-	
10540105	-	AISI 316Ti	15	49	-	-	
Blast-Pro® sleeve							
10540232	-	Steel	12,4	24	-	-	

Part no.	Thread	Material	Nut	Dimensions (mm)				Insert
				A	B	C	⚙	
HP fitting								
40540211B	1/4"x28UNF LH	Steel	-	2,5	83	14	-	
40540215B	1/4"x28UNF LH	AISI 316Ti	-	2,5	83	14	-	
40540205B	3/8"x24UNF LH	AISI 316Ti	-	2,5	90	20	-	
40540225B	9/16"x18UNF LH	AISI 316Ti	-	2,5	103	24	-	

Part no.	Thread	Material	Sleeve	Dimensions (mm)				Blast Pro Insert
				A	B	C	⚙	
Blast-Pro® HP fitting								
40540234Y	1/4"x28UNF LH	Stainless steel	I0540232	3	45	16	10	
40540214Y	3/8"x24UNF LH	Stainless steel	I0540232	3	50	22	10	
Blast-Pro® HP female								
40540244Y	3/8"x24UNF	Stainless steel	I0540232	3	50	15	10	
40540254Y	1/4"x28UNF LH	Stainless steel	I0540232	3	44	9	8	

Part no.	Thread	Material	Nut	Dimensions (mm)				Insert
				A	B	C	⚙	
Male fitting								
30540401B	1/4"x18NPTF	Steel	-	2,5	71	14	14	
Male fitting 60° internal cone								
30540301B	G1/4"	Steel	-	2,5	70	12	14	
Male fitting 100° external cone								
30540361B	G1/4"	Steel	-	2,5	76	18	17	
Male fitting for USIT® Ring								
30540351B	G1/4"	Steel	-	2,5	68,5	11	22	
Female swivel 24°/60°								
20540301B	G1/4"	Steel	50540301	2,5	62	-	19	
20540305B	G1/4"	AISI 316Ti	50540305	2,5	62	-	19	
20540101B	M14x1.5	Steel	50540101	2,5	62	-	19	
Female swivel with O-Ring								
20540041B	M20x1.5	Steel	50860201	2,5	77	-	27	

Part no.	Thread	Material	Nut	Dimensions (mm)				Insert
				A	B	C	⌀	
Type M female swivel								
20540641B	9/16"x18UNF	Steel	50540601	2,5	64	-	19	
20540645B	9/16"x18UNF	AISI 316Ti	50540605	2,5	64	-	19	

Part no.	Thread	Material	Relief bores	Dimensions (mm)				Swivel nut
				A	B	C	⌀	
Swivel nut								
50540601	9/16"x18UNF	Steel	1 radial	9,2	18	14	19	
50540605	9/16"x18UNF	AISI 316Ti	1 radial	9,2	18	14	19	
50540301	G1/4"	Steel	1 radial	9,2	16,5	8,5	19	
50540305	G1/4"	AISI 316Ti	1 radial	9,2	16,5	8,5	19	
50540101	M14x1.5	Steel	1 radial	9,2	16,5	8,5	19	
50860201	M20x1.5	Steel	1 radial	12,2	22	12	27	

Production-related variations of the burst pressure of up to 5 % are possible.

The safety factors between the burst pressure and the working pressure as well as the test pressure depend on the operating conditions. For gaseous media the outer cover is to be pinpricked.

Regarding the safety factor for gaseous media please contact your local SPIR STAR® assembling center.

The indicated working pressure refers to the hose only. Depending on the used fitting the permitted working pressure of a hose assembly may be less.

BLAST PRO fittings may only be used for tube cleaning operations inside the tube. They have not been designed for the use outside of tubes.

We reserve our rights for technical changes without notice. Subject to printing errors.

Hose Type 5/6

ID5 - Series: D



Applications

Waterblast:

Heat exchanger tube cleaning, surface preparation (concrete removal, surface cleaning of buildings, paint removal), tank and vessel cleaning, ultra high-pressure waterjet cutting and hydro demolition (cutting and demolition of armoured concrete, pipelines, paper or steel)

Hydraulics:

Bolt tensioning, pressure test equipment (valves, tooling and control panels), hydraulic tools (instrumentation packages for gauges, control of service equipment, hydraulic jacks, hydraulic tools)



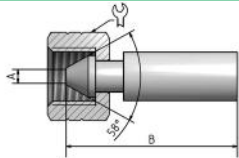
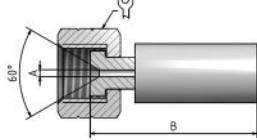
Technical Information

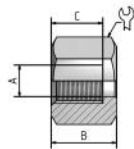
Inner Core:	Polyoxymethylene (POM)
Pressure Support:	6 layers of high-tensile steel wire
Outer Cover:	Polyamide (PA)
Colour:	Blue
Temperature:	-30°C to +60°C [-22°F to 140°F]

Ø ID	Ø OD	Working Pressure	Burst Pressure	Bend Radius	Weight	Insert ID
4,8 mm	13,2 mm	2.500 bar	6.250 bar	200 mm	0,450 kg/m	2,0 mm
0,19 inch	0,52 inch	36.250 psi	90.625 psi	7,87 inch	0,302 lbs/ft	0,08 inch

Part no.	Thread	Material	Dimensions (mm)				Sleeve
			A	B	C	⚙	
Sleeve							
10560106	-	Steel	17,5	59	-	-	
10560105	-	AISI 316Ti	17,5	59	-	-	

Part no.	Thread	Material	Nut	Dimensions (mm)				Insert
				A	B	C	⚙	
HP fitting								
40560294D	1/4"x28UNF LH	Stainless steel	-	2	91	14	-	
40560284D	3/8"x24UNF LH	Stainless steel	-	2	112	20	-	
40560264D	9/16"x18UNF LH	Stainless steel	-	2	111	24	-	
40560274D	M14x1.5 LH	Stainless steel	-	2	111	24	-	
Female swivel 24°/60°								
20560314D	G1/4"	Stainless steel	50560301	2	70	-	22	
20560164D	M14x1.5	Stainless steel	50540101	2	71	-	19	

Part no.	Thread	Material	Nut	Dimensions (mm)				Insert
				A	B	C	⚙	
Type M female swivel								
20560694D	9/16"x18UNF	Stainless steel	50560605, 50560601	2	72	-	22	
HP female fitting								
20560614D	9/16"x18UNF	Stainless steel	50560605, 50560601	2	68	-	22	

Part no.	Thread	Material	Relief bores	Dimensions (mm)				Swivel nut
				A	B	C	⚙	
Swivel nut								
50560601	9/16"x18UNF	Steel	1 radial	9,2	18	14	22	
50560605	9/16"x18UNF	AISI 316Ti	1 radial	9,2	18	14	22	
50560301	G1/4"	Steel	1 radial	9,2	19	11	22	
50540101	M14x1.5	Steel	1 radial	9,2	16,5	8,5	19	

Production-related variations of the burst pressure of up to 5 % are possible.

The safety factors between the burst pressure and the working pressure as well as the test pressure depend on the operating conditions. For gaseous media the outer cover is to be pinpricked.

Regarding the safety factor for gaseous media please contact your local SPIR STAR® assembling center.

The indicated working pressure refers to the hose only. Depending on the used fitting the permitted working pressure of a hose assembly may be less.

BLAST PRO fittings may only be used for tube cleaning operations inside the tube. They have not been designed for the use outside of tubes.

We reserve our rights for technical changes without notice. Subject to printing errors.

Hose Type 5/6H

ID5 - Series: E



Applications

Waterblast:

Heat exchanger tube cleaning, surface preparation (concrete removal, surface cleaning of buildings, paint removal), tank and vessel cleaning, ultra high-pressure waterjet cutting and hydro demolition (cutting and demolition of armoured concrete, pipelines, paper or steel)

Hydraulics:

Bolt tensioning, pressure test equipment (valves, tooling and control panels), hydraulic tools (instrumentation packages for gauges, control of service equipment, hydraulic jacks, hydraulic tools)



Technical Information

Inner Core:

Polyoxymethylene (POM)

Pressure Support:

6 layers of high-tensile steel wire

Outer Cover:

Polyamide (PA)

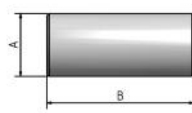
Colour:

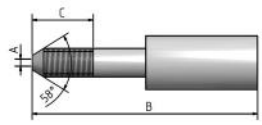
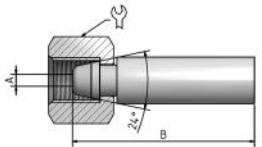
Red

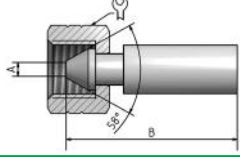
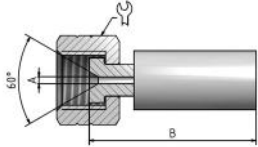
Temperature:

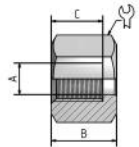
-30°C to +60°C [-22°F to 140°F]

Ø ID	Ø OD	Working Pressure	Burst Pressure	Bend Radius	Weight	Insert ID
4,6 mm	14,4 mm	2.800 bar	7.000 bar	220 mm	0,563 kg/m	2,0 mm
0,18 inch	0,57 inch	40.600 psi	101.500 psi	8,66 inch	0,377 lbs/ft	0,08 inch

Part no.	Thread	Material	Dimensions (mm)				Sleeve
			A	B	C	⚙	
Sleeve							
10560116	-	Steel	17,9	68	-	-	

Part no.	Thread	Material	Nut	Dimensions (mm)				Insert
				A	B	C	⚙	
HP fitting								
40560294E	1/4"x28UNF LH	Stainless steel	-	2,5	95	14	-	
40560284E	3/8"x24UNF LH	Stainless steel	-	2,5	104	20	-	
40560264E	9/16"x18UNF LH	Stainless steel	-	2,5	116	24	-	
40560274E	M14x1,5LH	Stainless steel	-	2,5	116	24	-	
Female swivel 24°/60°								
20560314E	G1/4"	Stainless steel	50560301	2,5	76	-	22	
20560164E	M14x1,5	Stainless steel	50540101	2,5	76	-	19	

Part no.	Thread	Material	Nut	Dimensions (mm)				Insert
				A	B	C	⌀	
Type M female swivel								
20560694E	9/16"x18UNF LH	Stainless steel	50560605, 50560601	2,5	77	-	22	
HP female swivel								
20560614E	9/16"x18UNF	Stainless steel	50560605, 50560601	2,5	73	-	22	

Part no.	Thread	Material	Relief bores	Dimensions (mm)				Swivel nut
				A	B	C	⌀	
Swivel nut								
50560601	9/16"x18UNF	Steel	1 radial	9,2	18	14	22	
50560605	9/16"x18UNF	AISI 316Ti	1 radial	9,2	18	14	22	
50560301	G1/4"	Steel	1 radial	9,2	19	11	22	
50540101	M14x1.5	Steel	1 radial	9,2	16,5	8,5	19	

Production-related variations of the burst pressure of up to 5 % are possible.

The safety factors between the burst pressure and the working pressure as well as the test pressure depend on the operating conditions. For gaseous media the outer cover is to be pinpricked.

Regarding the safety factor for gaseous media please contact your local SPIR STAR® assembling center.

The indicated working pressure refers to the hose only. Depending on the used fitting the permitted working pressure of a hose assembly may be less.

BLAST PRO fittings may only be used for tube cleaning operations inside the tube. They have not been designed for the use outside of tubes.

We reserve our rights for technical changes without notice. Subject to printing errors.

Hose Type 5/6HDCI

ID5 - Series: E



Applications

Waterblast:

Heat exchanger tube cleaning, surface preparation (concrete removal, surface cleaning of buildings, paint removal), tank and vessel cleaning, ultra high-pressure waterjet cutting and hydro demolition (cutting and demolition of armoured concrete, pipelines, paper or steel)

Hydraulics:

Bolt tensioning, pressure test equipment (valves, tooling and control panels), hydraulic tools (instrumentation packages for gauges, control of service equipment, hydraulic jacks, hydraulic tools)



Technical Information

Inner Core:

Polyoxymethylene (POM)

Pressure Support:

6 layers of high-tensile steel wire

Outer Cover:

First: Polyamide (PA), Second: Polyurethane (PUR)

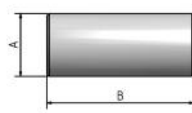
Colour:

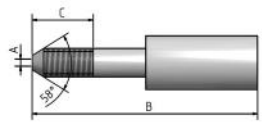
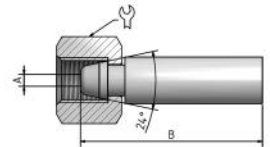
First: green, second: red

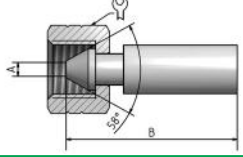
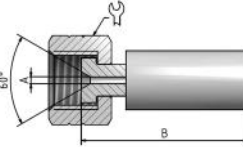
Temperature:

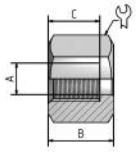
-30°C to +60°C [-22°F to 140°F]

Ø ID	Ø OD	Working Pressure	Burst Pressure	Bend Radius	Weight	Insert ID
4,6 mm	18,4 mm	2.800 bar	7.000 bar	220 mm	0,687 kg/m	2,0 mm
0,18 inch	0,72 inch	40.600 psi	101.500 psi	8,66 inch	0,460 lbs/ft	0,08 inch

Part no.	Thread	Material	Dimensions (mm)				Sleeve
			A	B	C	⚙	
Sleeve							
10560116	-	Steel	17,9	68	-	-	

Part no.	Thread	Material	Nut	Dimensions (mm)				Insert
				A	B	C	⚙	
HP fitting								
40560294E	1/4"x28UNF LH	Stainless steel	-	2,5	95	14	-	
40560284E	3/8"x24UNF LH	Stainless steel	-	2,5	104	20	-	
40560264E	9/16"x18UNF LH	Stainless steel	-	2,5	116	24	-	
40560274E	M14x1,5LH	Stainless steel	-	2,5	116	24	-	
Female swivel 24°/60°								
20560314E	G1/4"	Stainless steel	50560301	2,5	76	-	22	
20560164E	M14x1,5	Stainless steel	50540101	2,5	76	-	19	

Part no.	Thread	Material	Nut	Dimensions (mm)				Insert
				A	B	C	⌀	
Type M female swivel								
20560694E	9/16"x18UNF LH	Stainless steel	50560605, 50560601	2,5	77	-	22	
HP female swivel								
20560614E	9/16"x18UNF	Stainless steel	50560605, 50560601	2,5	73	-	22	

Part no.	Thread	Material	Relief bores	Dimensions (mm)				Swivel nut
				A	B	C	⌀	
Swivel nut								
50560601	9/16"x18UNF	Steel	1 radial	9,2	18	14	22	
50560605	9/16"x18UNF	AISI 316Ti	1 radial	9,2	18	14	22	
50560301	G1/4"	Steel	1 radial	9,2	19	11	22	
50540101	M14x1.5	Steel	1 radial	9,2	16,5	8,5	19	

Production-related variations of the burst pressure of up to 5 % are possible.

The safety factors between the burst pressure and the working pressure as well as the test pressure depend on the operating conditions. For gaseous media the outer cover is to be pinpricked.

Regarding the safety factor for gaseous media please contact your local SPIR STAR® assembling center.

The indicated working pressure refers to the hose only. Depending on the used fitting the permitted working pressure of a hose assembly may be less.

BLAST PRO fittings may only be used for tube cleaning operations inside the tube. They have not been designed for the use outside of tubes.

We reserve our rights for technical changes without notice. Subject to printing errors.



Applications

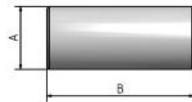
Waterblast: Surface preparation (concrete removal, surface cleaning of buildings, paint removal), tank and vessel cleaning, ultra high-pressure waterjet cutting and hydro demolition (cutting and demolition of armoured concrete, pipelines, paper or steel)

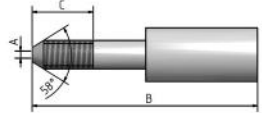
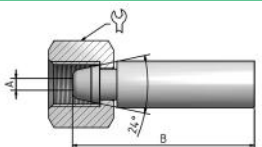
Hydraulics: Pressure test equipment (valves, tooling and control panels), hydroforming

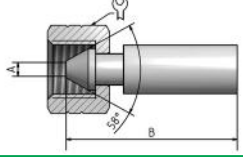
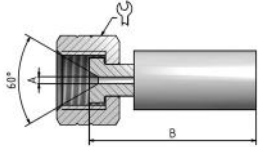
Technical Information

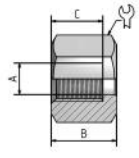
Inner Core: Polyoxymethylene (POM)
Pressure Support: 8 layers of high-tensile steel wire
Outer Cover: Polyamide (PA)
Colour: Chrome yellow
Temperature: -30°C to +60°C [-22°F to 140°F]

Ø ID	Ø OD	Working Pressure	Burst Pressure	Bend Radius	Weight	Insert ID
4,5 mm	15,3 mm	3.200 bar	8.000 bar	250 mm	0,693 kg/m	2,5 mm
0,18 inch	0,60 inch	46.400 psi	116.000 psi	9,84 inch	0,464 lbs/ft	0,10 inch

Part no.	Thread	Material	Dimensions (mm)				Sleeve
			A	B	C	⚙	
Sleeve							
10580116	-	Steel	19,7	69	-	-	

Part no.	Thread	Material	Nut	Dimensions (mm)				Insert
				A	B	C	⚙	
HP fitting								
40560294E	1/4"x28UNF LH	Stainless steel	-	2,5	95	14	-	
40560284E	3/8"x24UNF LH	Stainless steel	-	2,5	104	20	-	
40560264E	9/16"x18UNF LH	Stainless steel	-	2,5	116	24	-	
40560274E	M14x1,5LH	Stainless steel	-	2,5	116	24	-	
Female swivel 24°/60°								
20560314E	G1/4"	Stainless steel	50560301	2,5	76	-	22	
20560164E	M14x1,5	Stainless steel	50540101	2,5	76	-	19	

Part no.	Thread	Material	Nut	Dimensions (mm)				Insert
				A	B	C	⌀	
Type M female swivel								
20560694E	9/16"x18UNF LH	Stainless steel	50560605, 50560601	2,5	77	-	22	
HP female swivel								
20560614E	9/16"x18UNF	Stainless steel	50560605, 50560601	2,5	73	-	22	

Part no.	Thread	Material	Relief bores	Dimensions (mm)				Swivel nut
				A	B	C	⌀	
Swivel nut								
50560601	9/16"x18UNF	Steel	1 radial	9,2	18	14	22	
50560605	9/16"x18UNF	AISI 316Ti	1 radial	9,2	18	14	22	
50560301	G1/4"	Steel	1 radial	9,2	19	11	22	
50540101	M14x1.5	Steel	1 radial	9,2	16,5	8,5	19	

Production-related variations of the burst pressure of up to 5 % are possible.

The safety factors between the burst pressure and the working pressure as well as the test pressure depend on the operating conditions. For gaseous media the outer cover is to be pinpricked.

Regarding the safety factor for gaseous media please contact your local SPIR STAR® assembling center.

The indicated working pressure refers to the hose only. Depending on the used fitting the permitted working pressure of a hose assembly may be less.

BLAST PRO fittings may only be used for tube cleaning operations inside the tube. They have not been designed for the use outside of tubes.

We reserve our rights for technical changes without notice. Subject to printing errors.

Hose Type 6/2

Duralife Flex™

ID6 - Series: A, X and WX



Applications

- Waterblast:** Heat exchanger tube cleaning
- Hydraulics:** Pressure test equipment (valves, tooling and control panels), hydraulic tools (instrumentation packages for gauges, control of service equipment, hydraulic jacks, hydraulic tools)

Technical Information

- Inner Core:** Polyoxymethylene (POM)
- Pressure Support:** 2 layers of high-tensile steel wire
- Outer Cover:** Polyamide (PA)
- Colour:** Green
- Temperature:** -30°C to +60°C [-22°F to 140°F]


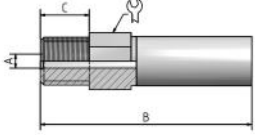
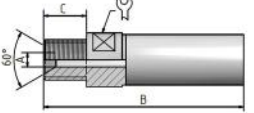
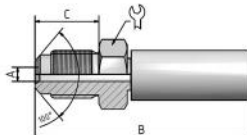
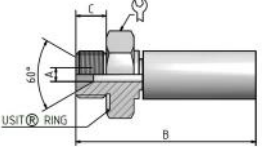
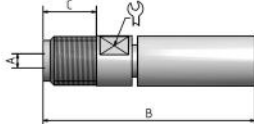
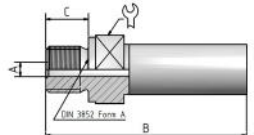
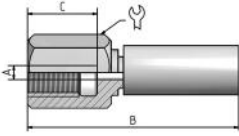
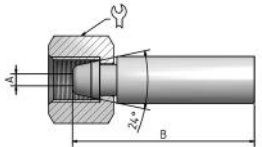
Ø ID	Ø OD	Working Pressure	Burst Pressure	Bend Radius	Weight	Insert ID
6,3 mm	11,5 mm	1.000 bar	2.500 bar	110 mm	0,175 kg/m	4,0 mm
0,25 inch	0,45 inch	14.500 psi	36.250 psi	4,33 inch	0,117 lbs/ft	0,16 inch

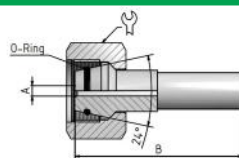
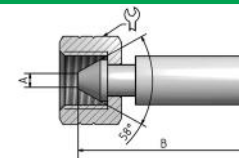
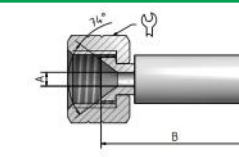
Part no.	Thread	Material	Dimensions (mm)				Sleeve
			A	B	C	⚙	
Sleeve							
10620101	-	Steel	13,9	42	-	-	
10620105	-	AISI 316Ti	13,9	42	-	-	

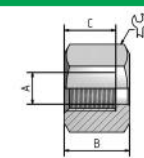
Part no.	Thread	Material	Hose part	Dimensions (mm)				One Piece fitting
				A	B	C	D	
OnePiece Fittings®								
30620469WX	1/4"x18NPTF	Steel	30620462/1X	4	35	14	13,5	
30620369X	G1/4"	Steel	30620462/1X	4	35	14	13,5	

Part no.	Thread	Material	Nut	Dimensions (mm)				Insert
				A	B	C	⚙	
HP fitting								
40620205A	9/16"x18UNF LH	AISI 316Ti	-	4	95	24	-	

Part no.	Thread	Material	Nut	Dimensions (mm)				Male fitting
				A	B	C	⚙	
30620411A	1/8"x27NPTF	Steel	-	4	58	10	12	
30620401A	1/4"x18NPTF	Steel	-	4	68	14	14	
30620405A	1/4"x18NPTF	AISI 316Ti	-	4	68	14	14	

Part no.	Thread	Material	Nut	Dimensions (mm)				Insert
				A	B	C		
Male fitting								
30620451A	3/8"x18NPTF	Steel	-	4	64	14	17	
30620041A	M10x1	Steel	-	4	65	12	12	
Male fitting 60° internal cone								
30620311A	G1/8"	Steel	-	4	59	10	9	
30620341A	G1/4"	Steel	-	4	62,5	12	14	
30620321A	G3/8"	Steel	-	4	60,5	12	17	
Male fitting 100° external cone								
30620361A	G1/4"	Steel	-	4	67	18	17	
Male fitting for USIT® Ring								
30620391A	G1/4"	Steel	-	4	61	11	22	
30620351A	G3/8"	Steel	-	4	61	11	24	
Male fitting flat seal								
30620381A	G1/4"	Steel	-	4	66	15	12	
Male fitting DIN3852 T2 form A								
30620301A	G1/4"	Steel	-	4	64	12	19	
Female fitting NPT/NPTF								
30620441A	1/4"x18NPTF	Steel	-	4	66,5	20	19	
Female swivel 24°/60°								
20620301A	G1/4"	Steel	50540301	4	55	-	19	
20620305A	G1/4"	AISI 316Ti	50540305	4	55	-	19	
20620101A	M14x1.5	Steel	50540101	4	55	-	19	
20620141A	M16x1.5	Steel	50620121	4	56	-	19	
20620145A	M16x1.5	AISI 316Ti	50620125	4	56	-	19	

Part no.	Thread	Material	Nut	Dimensions (mm)				Insert
				A	B	C	⌀	
Female swivel with O-Ring								
20620241A	M18x1.5	Steel	50620201	4	65	-	22	
20620211A	M22x1.5	Steel	51060201, 51060205	4	75	-	30	
20620042A	M24x1.5	Steel	51321206	4	73	-	32	
Type M female swivel								
20620641A	9/16"x18UNF	Steel	50540601	4	57	-	19	
20620645A	9/16"x18UNF	AISI 316Ti	50540605	4	57	-	19	
JIC female swivel								
S20630615A	9/16"x18UNF	AISI 316Ti	S5063615	4	53	-	19	

Part no.	Thread	Material	Relief bores	Dimensions (mm)				Swivel nut
				A	B	C	⌀	
Swivel nut								
50540601	9/16"x18UNF	Steel	1 radial	9,2	18	14	19	
50540605	9/16"x18UNF	AISI 316Ti	1 radial	9,2	18	14	19	
S5063615	9/16"x18UNF	AISI 316Ti	1 radial	9,5	18	15	19	
50540301	G1/4"	Steel	1 radial	9,2	16,5	8,5	19	
50540305	G1/4"	AISI 316Ti	1 radial	9,2	16,5	8,5	19	
50540101	M14x1.5	Steel	1 radial	9,2	16,5	8,5	19	
50620121	M16x1.5	Steel	1 radial	9,2	17,5	10	19	
50620125	M16x1.5	AISI 316Ti	1 radial	9,5	17,5	10	19	
50620201	M18x1.5	Steel	1 radial	9,2	22	12	22	
51060201	M22x1.5	Steel	2 axial	14,2	23	14	30	
51060205	M22x1.5	AISI 316Ti	2 axial	14,2	25	14	30	
51321206	M24x1.5	Steel	2 axial	16,8	23	16	32	

Production-related variations of the burst pressure of up to 5 % are possible.

The safety factors between the burst pressure and the working pressure as well as the test pressure depend on the operating conditions. For gaseous media the outer cover is to be pinpricked.

Regarding the safety factor for gaseous media please contact your local SPIR STAR® assembling center.

The indicated working pressure refers to the hose only. Depending on the used fitting the permitted working pressure of a hose assembly may be less.

BLAST PRO fittings may only be used for tube cleaning operations inside the tube. They have not been designed for the use outside of tubes.

We reserve our rights for technical changes without notice. Subject to printing errors.

Hose Type 6/2OK

ID6 - Series: KX



Applications

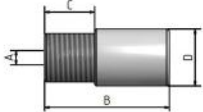
- Waterblast:** Heat exchanger tube cleaning
- Hydraulics:** Pressure test equipment (valves, tooling and control panels), hydraulic tools (instrumentation packages for gauges, control of service equipment, hydraulic jacks, hydraulic tools)



Technical Information

- Inner Core:** Polyoxymethylene (POM)
- Pressure Support:** 2 layers of high-tensile steel wire
- Outer Cover:** Polyoxymethylene (POM) in green
- Colour:** 1 braided layer of stainless steel wire
- Temperature:** -30°C to +60°C [-22°F to 140°F]

Ø ID	Ø OD	Working Pressure	Burst Pressure	Bend Radius	Weight	Insert ID
6,2 mm	13,1 mm	1.000 bar	2.500 bar	110 mm	0,306 kg/m	4,0 mm
0,24 inch	0,52 inch	14.500 psi	36.250 psi	4,33 inch	0,205 lbs/ft	0,16 inch

Part no.	Thread	Material	Hose part	Dimensions (mm)				One Piece fitting
				A	B	C	D	
OnePiece Fittings®								
3063045IKX	1/4"x18NPTF	Steel	30620462/IX	4	35	14	15	

Production-related variations of the burst pressure of up to 5 % are possible.

The safety factors between the burst pressure and the working pressure as well as the test pressure depend on the operating conditions. For gaseous media the outer cover is to be pinpricked.

Regarding the safety factor for gaseous media please contact your local SPIR STAR® assembling center.

The indicated working pressure refers to the hose only. Depending on the used fitting the permitted working pressure of a hose assembly may be less.

BLAST PRO fittings may only be used for tube cleaning operations inside the tube. They have not been designed for the use outside of tubes.

We reserve our rights for technical changes without notice. Subject to printing errors.



Hose Type 6/2K

ID6 - Series: A



Applications

- Hydraulics:** Hydraulic tools (instrumentation packages for gauges, control of service equipment, hydraulic jacks, hydraulic tools)
- Oil and Gas:** Grease injection, control of subsea hydraulic components



Technical Information

- Inner Core:** Polyamide (PA)
- Pressure Support:** 2 layers of high-tensile steel wire
1 braided layer of steel wire
- Outer Cover:** Polyurethane (PUR)
- Colour:** Black
- Temperature:** -30°C to +60°C [-22°F to 140°F]

Ø ID	Ø OD	Working Pressure	Burst Pressure	Bend Radius	Weight	Insert ID
6,2 mm	12,9 mm	1.120 bar	2.800 bar	95 mm	0,300 kg/m	4,0 mm
0,24 inch	0,51 inch	16.240 psi	40.600 psi	3,74 inch	0,201 lbs/ft	0,16 inch

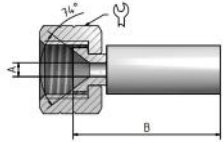
Part no.	Thread	Material	Dimensions (mm)				Sleeve
			A	B	C	⚙	
Sleeve							
10630101	-	Steel	14,1	42	-	-	

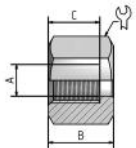
Part no.	Thread	Material	Nut	Dimensions (mm)				Insert
				A	B	C	⚙	
HP fitting								
40620205A	9/16"x18UNF LH	AISI 316Ti	-	4	95	24	-	

Male fitting								
Part no.	Thread	Material	Nut	A	B	C	⚙	
30620411A	1/8"x27NPTF	Steel	-	4	58	10	12	
30620401A	1/4"x18NPTF	Steel	-	4	68	14	14	
30620405A	1/4"x18NPTF	AISI 316Ti	-	4	68	14	14	
30620451A	3/8"x18NPTF	Steel	-	4	64	14	17	
30620041A	M10x1	Steel	-	4	65	12	12	

Male fitting 60° internal cone								
Part no.	Thread	Material	Nut	A	B	C	⚙	
30620311A	G1/8"	Steel	-	4	59	10	9	
30620341A	G1/4"	Steel	-	4	62,5	12	14	
30620321A	G3/8"	Steel	-	4	60,5	12	17	

Part no.	Thread	Material	Nut	Dimensions (mm)				Insert
				A	B	C		
Male fitting 100° external cone								
30620361A	G1/4"	Steel	-	4	67	18	17	
Male fitting for USIT® Ring								
30620391A	G1/4"	Steel	-	4	61	11	22	
30620351A	G3/8"	Steel	-	4	61	11	24	
Male fitting flat seal								
30620381A	G1/4"	Steel	-	4	66	15	12	
Male fitting DIN3852 T2 form A								
30620301A	G1/4"	Steel	-	4	64	12	19	
Female fitting NPT/NPTF								
30620441A	1/4"x18NPTF	Steel	-	4	66,5	20	19	
Female swivel 24°/60°								
20620301A	G1/4"	Steel	50540301	4	55	-	19	
20620305A	G1/4"	AISI 316Ti	50540305	4	55	-	19	
20620101A	M14x1.5	Steel	50540101	4	55	-	19	
20620141A	M16x1.5	Steel	50620121	4	56	-	19	
20620145A	M16x1.5	AISI 316Ti	50620125	4	56	-	19	
Female swivel with O-Ring								
20620241A	M18x1.5	Steel	50620201	4	65	-	22	
20620211A	M22x1.5	Steel	51060201, 51060205	4	75	-	30	
20620042A	M24x1.5	Steel	51321206	4	73	-	32	
Type M female swivel								
20620641A	9/16"x18UNF	Steel	50540601	4	57	-	19	
20620645A	9/16"x18UNF	AISI 316Ti	50540605	4	57	-	19	

Part no.	Thread	Material	Nut	Dimensions (mm)				Insert
				A	B	C	⌀	
JIC female swivel								
S20630615A	9/16"x18UNF	AISI 316Ti	S5063615	4	53	-	19	

Part no.	Thread	Material	Relief bores	Dimensions (mm)				Swivel nut
				A	B	C	⌀	
Swivel nut								
50540601	9/16"x18UNF	Steel	1 radial	9,2	18	14	19	
50540605	9/16"x18UNF	AISI 316Ti	1 radial	9,2	18	14	19	
S5063615	9/16"x18UNF	AISI 316Ti	1 radial	9,5	18	15	19	
50540301	G1/4"	Steel	1 radial	9,2	16,5	8,5	19	
50540305	G1/4"	AISI 316Ti	1 radial	9,2	16,5	8,5	19	
50540101	M14x1.5	Steel	1 radial	9,2	16,5	8,5	19	
50620121	M16x1.5	Steel	1 radial	9,2	17,5	10	19	
50620125	M16x1.5	AISI 316Ti	1 radial	9,5	17,5	10	19	
50620201	M18x1.5	Steel	1 radial	9,2	22	12	22	
51060201	M22x1.5	Steel	2 axial	14,2	23	14	30	
51060205	M22x1.5	AISI 316Ti	2 axial	14,2	25	14	30	
51321206	M24x1.5	Steel	2 axial	16,8	23	16	32	

Production-related variations of the burst pressure of up to 5 % are possible.

The safety factors between the burst pressure and the working pressure as well as the test pressure depend on the operating conditions. For gaseous media the outer cover is to be pinpricked.

Regarding the safety factor for gaseous media please contact your local SPIR STAR® assembling center.

The indicated working pressure refers to the hose only. Depending on the used fitting the permitted working pressure of a hose assembly may be less.

BLAST PRO fittings may only be used for tube cleaning operations inside the tube. They have not been designed for the use outside of tubes.

We reserve our rights for technical changes without notice. Subject to printing errors.



Applications

- Waterblast:** Heat exchanger tube cleaning
- Hydraulics:** Pressure test equipment (valves, tooling and control panels), hydraulic tools (instrumentation packages for gauges, control of service equipment, hydraulic jacks, hydraulic tools)
- Oil and Gas:** Grease injection, control of subsea hydraulic components

Technical Information

- Inner Core:** Polyamide (PA)
- Pressure Support:** 2 open layers, 2 dense layers of high-tensile steel wire
- Outer Cover:** Polyurethane (PUR)
- Colour:** Black
- Temperature:** -30°C to +60°C [-22°F to 140°F]

Ø ID	Ø OD	Working Pressure	Burst Pressure	Bend Radius	Weight	Insert ID
6,0 mm	12,0 mm	1.280 bar	3.200 bar	95 mm	0,230 kg/m	4,0 mm
0,24 inch	0,47 inch	18.560 psi	46.400 psi	3,74 inch	0,154 lbs/ft	0,16 inch

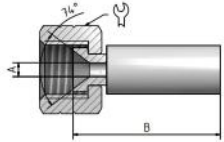
Part no.	Thread	Material	Dimensions (mm)				Sleeve
			A	B	C	⚙	
Sleeve							
10630191W	-	Steel	15,4	43	-	-	
10630195W	-	AISI 316Ti	15,4	43	-	-	

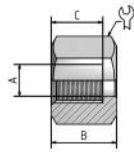
Part no.	Thread	Material	Nut	Dimensions (mm)				Insert
				A	B	C	⚙	
HP fitting								
40620205A	9/16"x18UNF LH	AISI 316Ti	-	4	95	24	-	

Male fitting								
Part no.	Thread	Material	Nut	A	B	C	⚙	
30620411A	1/8"x27NPTF	Steel	-	4	58	10	12	
30620401A	1/4"x18NPTF	Steel	-	4	68	14	14	
30620405A	1/4"x18NPTF	AISI 316Ti	-	4	68	14	14	
30620451A	3/8"x18NPTF	Steel	-	4	64	14	17	
30620041A	M10x1	Steel	-	4	65	12	12	

Male fitting 60° internal cone								
Part no.	Thread	Material	Nut	A	B	C	⚙	
30620311A	G1/8"	Steel	-	4	59	10	9	
30620341A	G1/4"	Steel	-	4	62,5	12	14	
30620321A	G3/8"	Steel	-	4	60,5	12	17	

Part no.	Thread	Material	Nut	Dimensions (mm)				Insert
				A	B	C		
Male fitting 100° external cone								
30620361A	G1/4"	Steel	-	4	67	18	17	
Male fitting for USIT® Ring								
30620391A	G1/4"	Steel	-	4	61	11	22	
30620351A	G3/8"	Steel	-	4	61	11	24	
Male fitting flat seal								
30620381A	G1/4"	Steel	-	4	66	15	12	
Male fitting DIN3852 T2 form A								
30620301A	G1/4"	Steel	-	4	64	12	19	
Female fitting NPT/NPTF								
30620441A	1/4"x18NPTF	Steel	-	4	66,5	20	19	
Female swivel 24°/60°								
20620301A	G1/4"	Steel	50540301	4	55	-	19	
20620305A	G1/4"	AISI 316Ti	50540305	4	55	-	19	
20620101A	M14x1.5	Steel	50540101	4	55	-	19	
20620141A	M16x1.5	Steel	50620121	4	56	-	19	
20620145A	M16x1.5	AISI 316Ti	50620125	4	56	-	19	
Female swivel with O-Ring								
20620241A	M18x1.5	Steel	50620201	4	65	-	22	
20620211A	M22x1.5	Steel	51060201, 51060205	4	75	-	30	
20620042A	M24x1.5	Steel	51321206	4	73	-	32	
Type M female swivel								
20620641A	9/16"x18UNF	Steel	50540601	4	57	-	19	
20620645A	9/16"x18UNF	AISI 316Ti	50540605	4	57	-	19	

Part no.	Thread	Material	Nut	Dimensions (mm)				Insert
				A	B	C	⚙	
JIC female swivel								
S20630615A	9/16"x18UNF	AISI 316Ti	S5063615	4	53	-	19	

Part no.	Thread	Material	Relief bores	Dimensions (mm)				Swivel nut
				A	B	C	⚙	
Swivel nut								
50540601	9/16"x18UNF	Steel	1 radial	9,2	18	14	19	
50540605	9/16"x18UNF	AISI 316Ti	1 radial	9,2	18	14	19	
S5063615	9/16"x18UNF	AISI 316Ti	1 radial	9,5	18	15	19	
50540301	G1/4"	Steel	1 radial	9,2	16,5	8,5	19	
50540305	G1/4"	AISI 316Ti	1 radial	9,2	16,5	8,5	19	
50540101	M14x1.5	Steel	1 radial	9,2	16,5	8,5	19	
50620121	M16x1.5	Steel	1 radial	9,2	17,5	10	19	
50620125	M16x1.5	AISI 316Ti	1 radial	9,5	17,5	10	19	
50620201	M18x1.5	Steel	1 radial	9,2	22	12	22	
51060201	M22x1.5	Steel	2 axial	14,2	23	14	30	
51060205	M22x1.5	AISI 316Ti	2 axial	14,2	25	14	30	
51360201	M24x1.5	Steel	1 radial	16,8	23	16	32	
51321206	M24x1.5	Steel	2 axial	16,8	23	16	32	

Production-related variations of the burst pressure of up to 5 % are possible.

The safety factors between the burst pressure and the working pressure as well as the test pressure depend on the operating conditions. For gaseous media the outer cover is to be pinpricked.

Regarding the safety factor for gaseous media please contact your local SPIR STAR® assembling center.

The indicated working pressure refers to the hose only. Depending on the used fitting the permitted working pressure of a hose assembly may be less.

BLAST PRO fittings may only be used for tube cleaning operations inside the tube. They have not been designed for the use outside of tubes.

We reserve our rights for technical changes without notice. Subject to printing errors.

Hose Type 6/2W Twin

ID6 - Series: A



Applications


Hydraulics: Torque wrenching

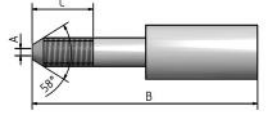
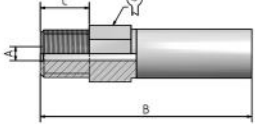
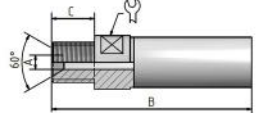
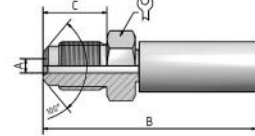
Technical Information

Inner Core: Polyamide (PA)
Pressure Support: 2 open layers, 2 dense layers of high-tensile steel wire
Outer Cover: Polyurethane (PUR)
Colour: Black and red
Temperature: -30°C to +60°C [-22°F to 140°F]



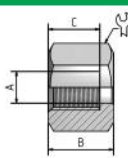
Ø ID	Ø OD	Working Pressure	Burst Pressure	Bend Radius	Weight	Insert ID
6,0 mm	12,0 mm	1.280 bar	3.200 bar	95 mm	0,230 kg/m	4,0 mm
0,24 inch	0,47 inch	18.560 psi	46.400 psi	3,74 inch	0,155 lbs/ft	0,16 inch

Part no.	Thread	Material	Dimensions (mm)				Sleeve
			A	B	C	⚙	
Sleeve							
10630101	-	Steel	14,1	42	-	-	

Part no.	Thread	Material	Nut	Dimensions (mm)				Insert
				A	B	C	⚙	
HP fitting								
40620205A	9/16"x18UNF LH	AISI 316Ti	-	4	95	24	-	
Male fitting								
30620411A	1/8"x27NPTF	Steel	-	4	58	10	12	
30620401A	1/4"x18NPTF	Steel	-	4	68	14	14	
30620405A	1/4"x18NPTF	AISI 316Ti	-	4	68	14	14	
30620451A	3/8"x18NPTF	Steel	-	4	64	14	17	
30620041A	M10x1	Steel	-	4	65	12	12	
Male fitting 60° internal cone								
30620311A	G1/8"	Steel	-	4	59	10	9	
30620341A	G1/4"	Steel	-	4	62,5	12	14	
30620321A	G3/8"	Steel	-	4	60,5	12	17	
Male fitting 100° external cone								
30620361A	G1/4"	Steel	-	4	67	18	17	



Part no.	Thread	Material	Nut	Dimensions (mm)				Insert
				A	B	C	⌀	
Male fitting for USIT® Ring								
30620391A	G1/4"	Steel	-	4	61	11	22	
30620351A	G3/8"	Steel	-	4	61	11	24	
Male fitting flat seal								
30620381A	G1/4"	Steel	-	4	66	15	12	
Male fitting DIN3852 T2 form A								
30620301A	G1/4"	Steel	-	4	64	12	19	
Female fitting NPT/NPTF								
30620441A	1/4"x18NPTF	Steel	-	4	66,5	20	19	
Female swivel 24°/60°								
20620301A	G1/4"	Steel	50540301	4	55	-	19	
20620305A	G1/4"	AISI 316Ti	50540305	4	55	-	19	
20620101A	M14x1.5	Steel	50540101	4	55	-	19	
20620141A	M16x1.5	Steel	50620121	4	56	-	19	
20620145A	M16x1.5	AISI 316Ti	50620125	4	56	-	19	
Female swivel with O-Ring								
20620241A	M18x1.5	Steel	50620201	4	65	-	22	
20620211A	M22x1.5	Steel	51060201, 51060205	4	75	-	30	
20620042A	M24x1.5	Steel	51321206	4	73	-	32	
Type M female swivel								
20620641A	9/16"x18UNF	Steel	50540601	4	57	-	19	
20620645A	9/16"x18UNF	AISI 316Ti	50540605	4	57	-	19	
JIC female swivel								
S20630615A	9/16"x18UNF	AISI 316Ti	S5063615	4	53	-	19	

Part no.	Thread	Material	Relief bores	Dimensions (mm)			⚙	Swivel nut
				A	B	C		
Swivel nut								
50540601	9/16"x18UNF	Steel	1 radial	9,2	18	14	19	
50540605	9/16"x18UNF	AISI 316Ti	1 radial	9,2	18	14	19	
S5063615	9/16"x18UNF	AISI 316Ti	1 radial	9,5	18	15	19	
50540301	G1/4"	Steel	1 radial	9,2	16,5	8,5	19	
50540305	G1/4"	AISI 316Ti	1 radial	9,2	16,5	8,5	19	
50540101	M14x1.5	Steel	1 radial	9,2	16,5	8,5	19	
50620121	M16x1.5	Steel	1 radial	9,2	17,5	10	19	
50620125	M16x1.5	AISI 316Ti	1 radial	9,5	17,5	10	19	
50620201	M18x1.5	Steel	1 radial	9,2	22	12	22	
51060201	M22x1.5	Steel	2 axial	14,2	23	14	30	
51060205	M22x1.5	AISI 316Ti	2 axial	14,2	25	14	30	
51360201	M24x1.5	Steel	1 radial	16,8	23	16	32	
51321206	M24x1.5	Steel	2 axial	16,8	23	16	32	

Production-related variations of the burst pressure of up to 5 % are possible.

The safety factors between the burst pressure and the working pressure as well as the test pressure depend on the operating conditions. For gaseous media the outer cover is to be pinpricked. Regarding the safety factor for gaseous media please contact your local SPIR STAR® assembling center.

The indicated working pressure refers to the hose only. Depending on the used fitting the permitted working pressure of a hose assembly may be less.

BLAST PRO fittings may only be used for tube cleaning operations inside the tube. They have not been designed for the use outside of tubes.

We reserve our rights for technical changes without notice. Subject to printing errors.

Hose Type 6/2WL

ID6 - Series: A



Applications

- Hydraulics:** Pressure test equipment (valves, tooling and control panels), hydraulic tools (instrumentation packages for gauges, control of service equipment, hydraulic jacks, hydraulic tools)
- Oil and Gas:** Grease injection, control of subsea hydraulic components

Technical Information

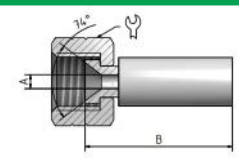
- Inner Core:** Polyamide (PA)
- Pressure Support:** 2 open layers, 2 dense layers of high-tensile steel wire
- Outer Cover:** Polyurethane (PUR)
- Colour:** Black
- Temperature:** -30°C to +60°C [-22°F to 140°F]

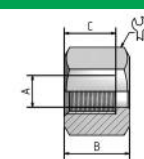
Ø ID	Ø OD	Working Pressure	Burst Pressure	Bend Radius	Weight	Insert ID
5,9 mm	12,0 mm	1.200 bar	3.000 bar	80 mm	0,237 kg/m	4,0 mm
0,23 inch	0,47 inch	17.400 psi	43.500 psi	3,15 inch	0,159 lbs/ft	0,16 inch

Part no.	Thread	Material	Dimensions (mm)				Sleeve
			A	B	C	⚙	
Sleeve							
10630191W	-	Steel	15,4	43	-	-	
10630195W	-	AISI 316Ti	15,4	43	-	-	

Part no.	Thread	Material	Nut	Dimensions (mm)				Insert
				A	B	C	⚙	
HP fitting								
40620205A	9/16"x18UNF LH	AISI 316Ti	-	4	95	24	-	
Male fitting								
30620411A	1/8"x27NPTF	Steel	-	4	58	10	12	
30620401A	1/4"x18NPTF	Steel	-	4	68	14	14	
30620405A	1/4"x18NPTF	AISI 316Ti	-	4	68	14	14	
30620451A	3/8"x18NPTF	Steel	-	4	64	14	17	
30620041A	M10x1	Steel	-	4	65	12	12	
Male fitting 60° internal cone								
30620311A	G1/8"	Steel	-	4	59	10	9	
30620341A	G1/4"	Steel	-	4	62,5	12	14	
30620321A	G3/8"	Steel	-	4	60,5	12	17	

Part no.	Thread	Material	Nut	Dimensions (mm)				Insert
				A	B	C		
Male fitting 100° external cone								
30620361A	G1/4"	Steel	-	4	67	18	17	
Male fitting for USIT® Ring								
30620391A	G1/4"	Steel	-	4	61	11	22	
30620351A	G3/8"	Steel	-	4	61	11	24	
Male fitting flat seal								
30620381A	G1/4"	Steel	-	4	66	15	12	
Male fitting DIN3852 T2 form A								
30620301A	G1/4"	Steel	-	4	64	12	19	
Female fitting NPT/NPTF								
30620441A	1/4"x18NPTF	Steel	-	4	66,5	20	19	
Female swivel 24°/60°								
20620301A	G1/4"	Steel	50540301	4	55	-	19	
20620305A	G1/4"	AISI 316Ti	50540305	4	55	-	19	
20620101A	M14x1.5	Steel	50540101	4	55	-	19	
20620141A	M16x1.5	Steel	50620121	4	56	-	19	
20620145A	M16x1.5	AISI 316Ti	50620125	4	56	-	19	
Female swivel with O-Ring								
20620241A	M18x1.5	Steel	50620201	4	65	-	22	
20620211A	M22x1.5	Steel	51060201, 51060205	4	75	-	30	
20620042A	M24x1.5	Steel	51321206	4	73	-	32	
Type M female swivel								
20620641A	9/16"x18UNF	Steel	50540601	4	57	-	19	
20620645A	9/16"x18UNF	AISI 316Ti	50540605	4	57	-	19	

Part no.	Thread	Material	Nut	Dimensions (mm)				Insert
				A	B	C	⌀	
JIC female swivel								
S20630615A	9/16"x18UNF	AISI 316Ti	S5063615	4	53	-	19	

Part no.	Thread	Material	Relief bores	Dimensions (mm)				Swivel nut
				A	B	C	⌀	
Swivel nut								
50540601	9/16"x18UNF	Steel	1 radial	9,2	18	14	19	
50540605	9/16"x18UNF	AISI 316Ti	1 radial	9,2	18	14	19	
S5063615	9/16"x18UNF	AISI 316Ti	1 radial	9,5	18	15	19	
50540301	G1/4"	Steel	1 radial	9,2	16,5	8,5	19	
50540305	G1/4"	AISI 316Ti	1 radial	9,2	16,5	8,5	19	
50540101	M14x1.5	Steel	1 radial	9,2	16,5	8,5	19	
50620121	M16x1.5	Steel	1 radial	9,2	17,5	10	19	
50620125	M16x1.5	AISI 316Ti	1 radial	9,5	17,5	10	19	
50620201	M18x1.5	Steel	1 radial	9,2	22	12	22	
51060201	M22x1.5	Steel	2 axial	14,2	23	14	30	
51060205	M22x1.5	AISI 316Ti	2 axial	14,2	25	14	30	
51321206	M24x1.5	Steel	2 axial	16,8	23	16	32	

Production-related variations of the burst pressure of up to 5 % are possible.

The safety factors between the burst pressure and the working pressure as well as the test pressure depend on the operating conditions. For gaseous media the outer cover is to be pinpricked.

Regarding the safety factor for gaseous media please contact your local SPIR STAR® assembling center.

The indicated working pressure refers to the hose only. Depending on the used fitting the permitted working pressure of a hose assembly may be less.

BLAST PRO fittings may only be used for tube cleaning operations inside the tube. They have not been designed for the use outside of tubes.

We reserve our rights for technical changes without notice. Subject to printing errors.

Hose Type 6/2WL Twin

ID6 - Series: A



Applications

Hydraulics: Torque wrenching

Technical Information


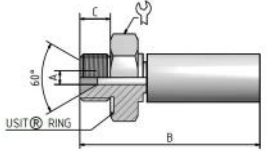
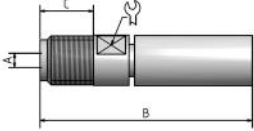
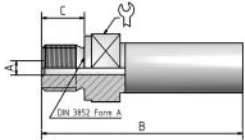
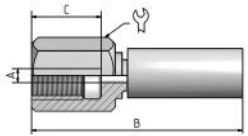
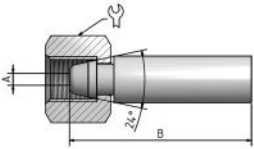
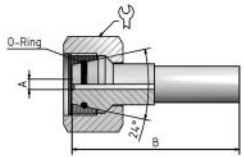
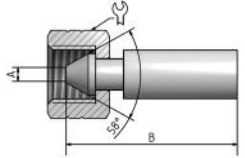
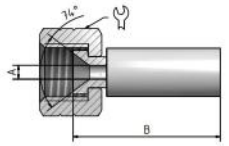
Inner Core: Polyamide (PA)
Pressure Support: 2 open layers, 2 dense layers of high-tensile steel wire
Outer Cover: Polyurethane (PUR)
Colour: Black and blue
Temperature: -30°C to +60°C [-22°F to 140°F]


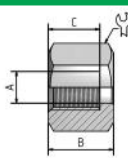


Ø ID	Ø OD	Working Pressure	Burst Pressure	Bend Radius	Weight	Insert ID
5,9 mm	12,0 mm	1.200 bar	3.000 bar	80 mm	0,474 kg/m	4,0 mm
0,23 inch	0,47 inch	17.400 psi	43.500 psi	3,15 inch	0,318 lbs/ft	0,16 inch

Part no.	Thread	Material	Dimensions (mm)				Sleeve
			A	B	C	⚙	
Sleeve							
10630191W	-	Steel	15,4	43	-	-	
10630195W	-	AISI 316Ti	15,4	43	-	-	

Part no.	Thread	Material	Nut	Dimensions (mm)				Insert
				A	B	C	⚙	
HP fitting								
40620205A	9/16"x18UNF LH	AISI 316Ti	-	4	95	24	-	
Male fitting								
30620411A	1/8"x27NPTF	Steel	-	4	58	10	12	
30620401A	1/4"x18NPTF	Steel	-	4	68	14	14	
30620405A	1/4"x18NPTF	AISI 316Ti	-	4	68	14	14	
30620451A	3/8"x18NPTF	Steel	-	4	64	14	17	
30620041A	M10x1	Steel	-	4	65	12	12	
Male fitting 60° internal cone								
30620311A	G1/8"	Steel	-	4	59	10	9	
30620341A	G1/4"	Steel	-	4	62,5	12	14	
30620321A	G3/8"	Steel	-	4	60,5	12	17	
Male fitting 100° external cone								
30620361A	G1/4"	Steel	-	4	67	18	17	

Part no.	Thread	Material	Nut	Dimensions (mm)				Insert
				A	B	C		
Male fitting for USIT® Ring								
30620391A	G1/4"	Steel	-	4	61	11	22	
30620351A	G3/8"	Steel	-	4	61	11	24	
Male fitting flat seal								
30620381A	G1/4"	Steel	-	4	66	15	12	
Male fitting DIN3852 T2 form A								
30620301A	G1/4"	Steel	-	4	64	12	19	
Female fitting NPT/NPTF								
30620441A	1/4"x18NPTF	Steel	-	4	66,5	20	19	
Female swivel 24°/60°								
20620301A	G1/4"	Steel	50540301, 50540305	4	55	-	19	
20620101A	M14x1.5	Steel	50540101	4	55	-	19	
20620141A	M16x1.5	Steel	50620121	4	56	-	19	
20620145A	M16x1.5	AISI 316Ti	50620125	4	56	-	19	
Female swivel with O-Ring								
20620211A	M22x1.5	Steel	51060201, 51060205	4	75	-	30	
20620042A	M24x1.5	Steel	51321206	4	73	-	32	
Type M female swivel								
20620641A	9/16"x18UNF	Steel	50540601	4	57	-	19	
20620645A	9/16"x18UNF	AISI 316Ti	50540605	4	57	-	19	
JIC female swivel								
S20630615A	9/16"x18UNF	AISI 316Ti	S5063615	4	53	-	19	

Part no.	Thread	Material	Relief bores	Dimensions (mm)				Swivel nut
				A	B	C		
Swivel nut								
50540601	9/16"x18UNF	Steel	1 radial	9,2	18	14	19	
50540605	9/16"x18UNF	AISI 316Ti	1 radial	9,2	18	14	19	
S5063615	9/16"x18UNF	AISI 316Ti	1 radial	9,5	18	15	19	
50540301	G1/4"	Steel	1 radial	9,2	16,5	8,5	19	
50540305	G1/4"	AISI 316Ti	1 radial	9,2	16,5	8,5	19	
50540101	M14x1.5	Steel	1 radial	9,2	16,5	8,5	19	
50620121	M16x1.5	Steel	1 radial	9,2	17,5	10	19	
50620125	M16x1.5	AISI 316Ti	1 radial	9,5	17,5	10	19	
50620201	M18x1.5	Steel	1 radial	9,2	22	12	22	
51060201	M22x1.5	Steel	2 axial	14,2	23	14	30	
51060205	M22x1.5	AISI 316Ti	2 axial	14,2	25	14	30	
51321206	M24x1.5	Steel	2 axial	16,8	23	16	32	

Production-related variations of the burst pressure of up to 5 % are possible.

The safety factors between the burst pressure and the working pressure as well as the test pressure depend on the operating conditions. For gaseous media the outer cover is to be pinpricked. Regarding the safety factor for gaseous media please contact your local SPIR STAR® assembling center.

The indicated working pressure refers to the hose only. Depending on the used fitting the permitted working pressure of a hose assembly may be less.

BLAST PRO fittings may only be used for tube cleaning operations inside the tube. They have not been designed for the use outside of tubes.

We reserve our rights for technical changes without notice. Subject to printing errors.

Hose Type 6/3

Duralife Flex™

ID6 - Series: A and X




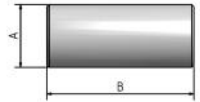
Applications

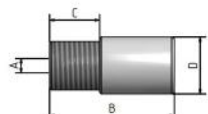
- Waterblast:** Heat exchanger tube cleaning
- Hydraulics:** Pressure test equipment (valves, tooling and control panels), hydraulic tools (instrumentation packages for gauges, control of service equipment, hydraulic jacks, hydraulic tools)


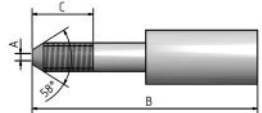
Technical Information

- Inner Core:** Polyoxymethylene (POM)
- Pressure Support:** 2 layers of high-tensile steel wire, 1 braided layer of galvanized steel wire
- Outer Cover:** Polyamide (PA)
- Colour:** Green
- Temperature:** -30°C to +60°C [-22°F to 140°F]


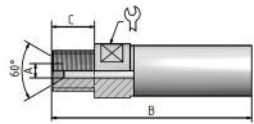
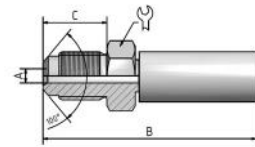
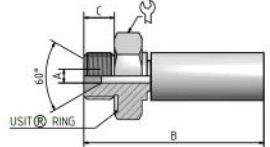
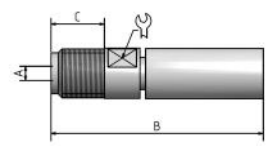
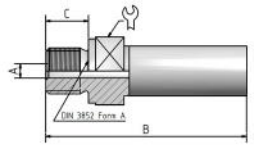
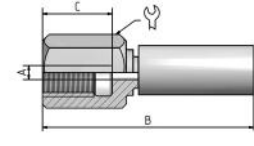
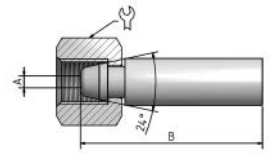
Ø ID	Ø OD	Working Pressure	Burst Pressure	Bend Radius	Weight	Insert ID
6,1 mm	12,3 mm	1.040 bar	2.600 bar	110 mm	0,280 kg/m	4,0 mm
0,24 inch	0,48 inch	15.080 psi	37.700 psi	4,33 inch	0,188 lbs/ft	0,16 inch

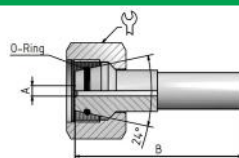
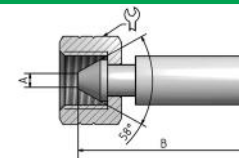
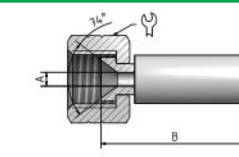
Part no.	Thread	Material	Dimensions (mm)				Sleeve
			A	B	C		
Sleeve							
10630111	-	Steel	14,1	42	-	-	

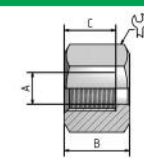
Part no.	Thread	Material	Hose part	Dimensions (mm)				One Piece fitting
				A	B	C	D	
OnePiece Fittings®								
30630462X	1/4"x18NPTF	Steel	30620462/1X	4	35	14	14	

Part no.	Thread	Material	Nut	Dimensions (mm)				Insert
				A	B	C		
HP fitting								
40620205A	9/16"x18UNF LH	AISI 316Ti	-	4	95	24	-	

Part no.	Thread	Material	Nut	Dimensions (mm)				Male fitting
				A	B	C		
30620411A	1/8"x27NPTF	Steel	-	4	58	10	12	
30620401A	1/4"x18NPTF	Steel	-	4	68	14	14	
30620405A	1/4"x18NPTF	AISI 316Ti	-	4	68	14	14	
30620451A	3/8"x18NPTF	Steel	-	4	64	14	17	

Part no.	Thread	Material	Nut	Dimensions (mm)				Insert
				A	B	C		
Male fitting 60° internal cone								
30620311A	G1/8"	Steel	-	4	59	10	9	
30620341A	G1/4"	Steel	-	4	62,5	12	14	
30620321A	G3/8"	Steel	-	4	60,5	12	17	
Male fitting 100° external cone								
30620361A	G1/4"	Steel	-	4	67	18	17	
Male fitting for USIT® Ring								
30620391A	G1/4"	Steel	-	4	61	11	22	
30620351A	G3/8"	Steel	-	4	61	11	24	
Male fitting flat seal								
30620381A	G1/4"	Steel	-	4	66	15	12	
Male fitting DIN3852 T2 form A								
30620301A	G1/4"	Steel	-	4	64	12	19	
Female fitting NPT/NPTF								
30620441A	1/4"x18NPTF	Steel	-	4	66,5	20	19	
Female swivel 24°/60°								
20620301A	G1/4"	Steel	50540301	4	55	-	19	
20620305A	G1/4"	AISI 316Ti	50540305	4	55	-	19	
20620101A	M14x1.5	Steel	50540101	4	55	-	19	
20620141A	M16x1.5	Steel	50620121	4	56	-	19	
20620145A	M16x1.5	AISI 316Ti	50620125	4	56	-	19	

Part no.	Thread	Material	Nut	Dimensions (mm)				Insert
				A	B	C	⚙	
Female swivel with O-Ring								
20620241A	M18x1.5	Steel	50620201	4	65	-	22	
20620211A	M22x1.5	Steel	51060201, 51060205	4	75	-	30	
20620042A	M24x1.5	Steel	51321206	4	73	-	32	
Type M female swivel								
20620641A	9/16"x18UNF	Steel	50540601	4	57	-	19	
20620645A	9/16"x18UNF	AISI 316Ti	50540605	4	57	-	19	
JIC female swivel								
S20630615A	9/16"x18UNF	AISI 316Ti	S5063615	4	53	-	19	

Part no.	Thread	Material	Relief bores	Dimensions (mm)				Swivel nut
				A	B	C	⚙	
Swivel nut								
50540601	9/16"x18UNF	Steel	1 radial	9,2	18	14	19	
50540605	9/16"x18UNF	AISI 316Ti	1 radial	9,2	18	14	19	
S5063615	9/16"x18UNF	AISI 316Ti	1 radial	9,5	18	15	19	
50540301	G1/4"	Steel	1 radial	9,2	16,5	8,5	19	
50540305	G1/4"	AISI 316Ti	1 radial	9,2	16,5	8,5	19	
50540101	M14x1.5	Steel	1 radial	9,2	16,5	8,5	19	
50620121	M16x1.5	Steel	1 radial	9,2	17,5	10	19	
50620125	M16x1.5	AISI 316Ti	1 radial	9,5	17,5	10	19	
50620201	M18x1.5	Steel	1 radial	9,2	22	12	22	
51060201	M22x1.5	Steel	2 axial	14,2	23	14	30	
51060205	M22x1.5	AISI 316Ti	2 axial	14,2	25	14	30	
51321206	M24x1.5	Steel	2 axial	16,8	23	16	32	

Production-related variations of the burst pressure of up to 5 % are possible.

The safety factors between the burst pressure and the working pressure as well as the test pressure depend on the operating conditions. For gaseous media the outer cover is to be pinpricked.

Regarding the safety factor for gaseous media please contact your local SPIR STAR® assembling center.

The indicated working pressure refers to the hose only. Depending on the used fitting the permitted working pressure of a hose assembly may be less.

BLAST PRO fittings may only be used for tube cleaning operations inside the tube. They have not been designed for the use outside of tubes.

We reserve our rights for technical changes without notice. Subject to printing errors.

Hose Type 6/4

ID6 - Series: B and Y



Applications

- Waterblast:** Heat exchanger tube cleaning
- Hydraulics:** Bolt tensioning, pressure test equipment (valves, tooling and control panels), hydraulic tools (instrumentation packages for gauges, control of service equipment, hydraulic jacks, hydraulic tools)
- Oil and Gas:** Grease injection, chemical injection, control of subsea hydraulic components, nitrogen service, Gaseous media handling



Technical Information


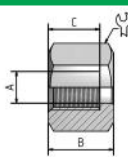
- Inner Core:** Polyoxymethylene (POM)
- Pressure Support:** 4 layers of high-tensile steel wire
- Outer Cover:** Polyamide (PA)
- Colour:** Grey
- Temperature:** -30°C to +60°C [-22°F to 140°F]

Ø ID	Ø OD	Working Pressure	Burst Pressure	Bend Radius	Weight	Insert ID
6,3 mm	12,6 mm	1.500 bar	3.800 bar	180 mm	0,295 kg/m	3,5 mm
0,25 inch	0,50 inch	21.750 psi	55.100 psi	7,09 inch	0,198 lbs/ft	0,14 inch

Part no.	Thread	Material	Dimensions (mm)				Sleeve
			A	B	C	⚙	
Sleeve							
10640101	-	Steel	16,4	49	-	-	
10640105	-	AISI 316Ti	16,4	49	-	-	
Blast-Pro® sleeve							
10640232	-	Steel	14,5	26	-	-	

Part no.	Thread	Material	Nut	Dimensions (mm)				Insert
				A	B	C	⚙	
HP fitting								
40640205B	3/8"x24UNF LH	AISI 316Ti	-	3,5	90	20	-	

Part no.	Thread	Material	Sleeve	Dimensions (mm)				Blast Pro Insert
				A	B	C		
Blast-Pro® HP fitting								
40640214Y	3/8"x24UNF LH	Stainless steel	I0640232	4	52	21	12	
Blast-Pro® HP female								
40640234Y	3/8"x24UNF	Stainless steel	I0640232	4	50	15	12	
Part no.	Thread	Material	Nut	Dimensions (mm)				Insert
				A	B	C		
Male fitting								
30640401B	1/4"x18NPTF	Steel	-	3,5	70	14	14	
Male fitting 60° internal cone								
30640301B	G1/4"	Steel	-	3,5	67	12	14	
Female swivel 24°/60°								
20640301B	G1/4"	Steel	50540301, 50540305	3,5	62	-	19	
Female swivel with O-Ring								
20640241B	M18x1.5	Steel	50620201	3,5	72	-	22	
Type M female swivel								
20640641B	9/16"x18UNF	Steel	50540601	3,5	63	-	19	
20640645B	9/16"x18UNF	AISI 316Ti	50540605	3,5	63	-	19	
JIC female swivel								
20640655B	9/16"x18UNF	AISI 316Ti	50540605	3,5	58	-	19	

Part no.	Thread	Material	Relief bores	Dimensions (mm)				Swivel nut
				A	B	C		
Swivel nut								
50540601	9/16"x18UNF	Steel	1 radial	9,2	18	14	19	
50540605	9/16"x18UNF	AISI 316Ti	1 radial	9,2	18	14	19	
50540301	G1/4"	Steel	1 radial	9,2	16,5	8,5	19	
50620201	M18x1.5	Steel	1 radial	9,2	22	12	22	

Production-related variations of the burst pressure of up to 5 % are possible.

The safety factors between the burst pressure and the working pressure as well as the test pressure depend on the operating conditions. For gaseous media the outer cover is to be pinpricked.

Regarding the safety factor for gaseous media please contact your local SPIR STAR® assembling center.

The indicated working pressure refers to the hose only. Depending on the used fitting the permitted working pressure of a hose assembly may be less.

BLAST PRO fittings may only be used for tube cleaning operations inside the tube. They have not been designed for the use outside of tubes.

We reserve our rights for technical changes without notice. Subject to printing errors.

Hose Type 6/6H

MAXIMUS

ID6 - Series: C



Applications

Waterblast:

Heat exchanger tube cleaning, surface preparation (concrete removal, surface cleaning of buildings, paint removal), tank and vessel cleaning, ultra high-pressure waterjet cutting and hydro demolition (cutting and demolition of armoured concrete, pipelines, paper or steel)

Hydraulics:

Pressure test equipment (valves, tooling and control panels), hydraulic tools (instrumentation packages for gauges, control of service equipment, hydraulic jacks, hydraulic tools)



Technical Information

Inner Core:

Polyoxymethylene (POM)

Pressure Support:

6 layers of high-tensile steel wire

Outer Cover:

Polyamide (PA)

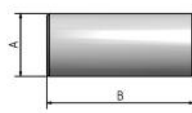
Colour:

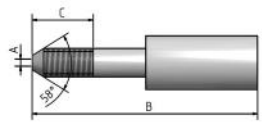
Red

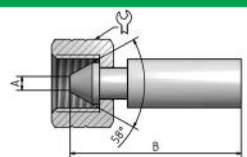
Temperature:

-30°C to +60°C [-22°F to 140°F]

Ø ID	Ø OD	Working Pressure	Burst Pressure	Bend Radius	Weight	Insert ID
5,9 mm	16,4 mm	2.800 bar	7.000 bar	250 mm	0,750 kg/m	3,0 mm
0,23 inch	0,65 inch	40.600 psi	101.500 psi	9,84 inch	0,503 lbs/ft	0,12 inch

Part no.	Thread	Material	Dimensions (mm)				Sleeve
			A	B	C	⚙	
Sleeve							
10660102	-	Steel	21,4	64,5	-	-	

Part no.	Thread	Material	Nut	Dimensions (mm)				Insert
				A	B	C	⚙	
HP fitting								
40660204C	3/8"x24UNF LH	Stainless steel	-	3	98	20	-	
40660224C	9/16"x18UNF LH	Stainless steel	-	3	112	24	-	
40660124C	M14x1.5 LH	Stainless steel	-	3	112	24	-	


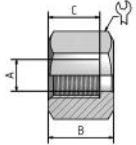
Type M female swivel								
20660604C	9/16"x18UNF	Stainless steel	50560605, 50560601	3	72	-	22	

Hose Type 6/6H



MAXIMUS

ID6 - Series: C

Part no.	Thread	Material	Relief bores	Dimensions (mm)				Swivel nut
				A	B	C		
Swivel nut								
50560601	9/16"x18UNF	Steel	1 radial	9,2	18	14	22	
50560605	9/16"x18UNF	AISI 316Ti	1 radial	9,2	18	14	22	

Production-related variations of the burst pressure of up to 5 % are possible.

The safety factors between the burst pressure and the working pressure as well as the test pressure depend on the operating conditions. For gaseous media the outer cover is to be pinpricked.

Regarding the safety factor for gaseous media please contact your local SPIR STAR® assembling center.

The indicated working pressure refers to the hose only. Depending on the used fitting the permitted working pressure of a hose assembly may be less.

BLAST PRO fittings may only be used for tube cleaning operations inside the tube. They have not been designed for the use outside of tubes.

We reserve our rights for technical changes without notice. Subject to printing errors.



Hose Type 6mmUHP®

MAXIMUS

ID6 - Series: C



Applications

- Waterblast:** Surface preparation (concrete removal, surface cleaning of buildings, paint removal), tank and vessel cleaning
- Hydraulics:** Pressure test equipment (valves, tooling and control panels)




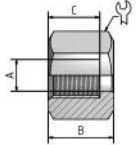
Technical Information

- Inner Core:** Polyoxymethylene (POM)
- Pressure Support:** 8 layers of high-tensile steel wire
- Outer Cover:** Polyamide (PA)
- Colour:** Chrome yellow
- Temperature:** -30°C to +60°C [-22°F to 140°F]

Ø ID	Ø OD	Working Pressure	Burst Pressure	Bend Radius	Weight	Insert ID
5,8 mm	18,6 mm	3.200 bar	8.000 bar	280 mm	1,060 kg/m	3,0 mm
0,23 inch	0,73 inch	46.400 psi	116.000 psi	11,02 inch	0,710 lbs/ft	0,12 inch

Part no.	Thread	Material	Dimensions (mm)				Sleeve
			A	B	C	⚙	
10680102	-	Steel	23,7	66	-	-	
Sleeve							

Part no.	Thread	Material	Nut	Dimensions (mm)				Insert
				A	B	C	⚙	
HP fitting								
40660204C	3/8"x24UNF LH	Stainless steel	-	3	98	20	-	
40660224C	9/16"x18UNF LH	Stainless steel	-	3	112	24	-	
40660124C	M14x1.5 LH	Stainless steel	-	3	112	24	-	
Type M female swivel								
20660604C	9/16"x18UNF	Stainless steel	50560605, 50560601	3	72	-	22	

Part no.	Thread	Material	Relief bores	Dimensions (mm)				Swivel nut
				A	B	C		
Swivel nut								
50560601	9/16"x18UNF	Steel	1 radial	9,2	18	14	22	
50560605	9/16"x18UNF	AISI 316Ti	1 radial	9,2	18	14	22	

Production-related variations of the burst pressure of up to 5 % are possible.

The safety factors between the burst pressure and the working pressure as well as the test pressure depend on the operating conditions. For gaseous media the outer cover is to be pinpricked.

Regarding the safety factor for gaseous media please contact your local SPIR STAR® assembling center.

The indicated working pressure refers to the hose only. Depending on the used fitting the permitted working pressure of a hose assembly may be less.

BLAST PRO fittings may only be used for tube cleaning operations inside the tube. They have not been designed for the use outside of tubes.

We reserve our rights for technical changes without notice. Subject to printing errors.

Hose Type 8/2

Duralife Flex™

ID8 - Series: A and X



Applications

Waterblast: Heat exchanger tube cleaning, surface preparation (concrete removal, surface cleaning of buildings, paint removal)

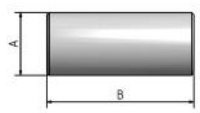
Hydraulics: Pressure test equipment (valves, tooling and control panels)

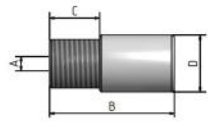


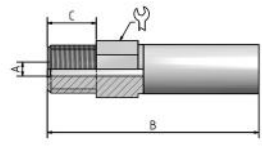
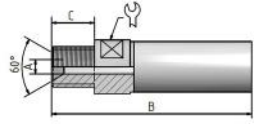
Technical Information

Inner Core: Polyoxymethylene (POM)
Pressure Support: 2 layers of high-tensile steel wire
Outer Cover: Polyamide (PA)
Colour: Green
Temperature: -30°C to +60°C [-22°F to 140°F]

Ø ID	Ø OD	Working Pressure	Burst Pressure	Bend Radius	Weight	Insert ID
8,1 mm	13,3 mm	900 bar	2.250 bar	130 mm	0,200 kg/m	5,5 mm
0,32 inch	0,52 inch	13.050 psi	32.625 psi	5,12 inch	0,134 lbs/ft	0,22 inch

Part no.	Thread	Material	Dimensions (mm)				Sleeve
			A	B	C	D	
10820101	-	Steel	17,8	49	-	-	

Part no.	Thread	Material	Hose part	Dimensions (mm)				One Piece fitting
				A	B	C	D	
OnePiece Fittings®								
30820461X	1/4"x18NPTF	Steel	30820441/1X	5,5	39	14	17,5	
30820441X	3/8"x18NPT	Steel	30820441/1X	5,5	38	14	17,5	


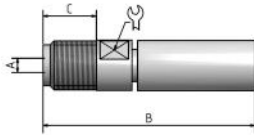
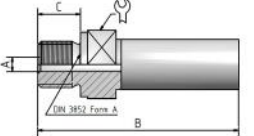
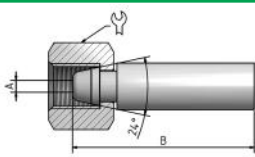
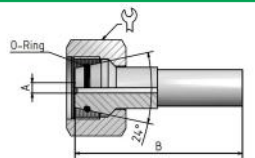
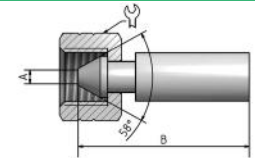
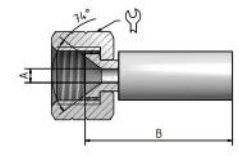
Part no.	Thread	Material	Nut	Dimensions (mm)				Insert
				A	B	C	D	
Male fitting								
30820411A	1/4"x18NPTF	Steel	-	5,5	68	14	14	
30820401A	3/8"x18NPTF	Steel	-	5,5	69	14	17	
Male fitting 60° internal cone								
30820321A	G1/4"	Steel	-	5,5	63	12	14	
30820301A	G3/8"	Steel	-	5,5	65	12	17	

Hose Type 8/2

Duralife Flex™

ID8 - Series: A and X




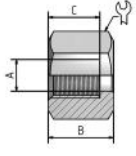
Part no.	Thread	Material	Nut	Dimensions (mm)				Insert
				A	B	C		
Male fitting flat seal								
30820381A	G1/4"	Steel	-	5,5	70	15	12	
Male fitting DIN3852 T2 form A								
30820351A	G1/4"	Steel	-	5,5	69	14	19	
30820341A	G3/8"	Steel	-	5,5	69,5	14,5	22	
Female swivel 24°/60°								
20820301A	G3/8"	Steel	50860301	5,5	62	-	24	
Female swivel with O-Ring								
20820201A	M20x1.5	Steel	50860201	5,5	65	-	27	
20820042A	M24x1.5	Steel	51321206	5,5	75	-	32	
Type M female swivel								
20820645A	3/4"x16UNF	AISI 316Ti	50840605, 50840601	5,5	62	-	24	
JIC female swivel								
20820601A	9/16"x18UNF	Steel	50820601	5,5	56	-	19	
20820605A	9/16"x18UNF	AISI 316Ti	50820605	5,5	56	-	19	

Hose Type 8/2



Duralife Flex™

ID8 - Series: A and X

Part no.	Thread	Material	Relief bores	Dimensions (mm)				Swivel nut
				A	B	C		
Swivel nut								
50820601	9/16"x18UNF	Steel	1 radial	10,6	18	14	19	
50820605	9/16"x18UNF	AISI 316Ti	1 radial	10,6	18	14	19	
50840601	3/4"x16UNF	Steel	1 radial	12,2	22,5	17,5	24	
50840605	3/4"x16UNF	AISI 316Ti	1 radial	12,2	22,5	17,5	24	
50860301	G3/8"	Steel	1 radial	12,5	21,5	15,5	24	
50860201	M20x1.5	Steel	1 radial	12,2	22	12	27	
51321206	M24x1.5	Steel	2 axial	16,8	23	16	32	

Production-related variations of the burst pressure of up to 5 % are possible.

The safety factors between the burst pressure and the working pressure as well as the test pressure depend on the operating conditions. For gaseous media the outer cover is to be pinpricked.

Regarding the safety factor for gaseous media please contact your local SPIR STAR® assembling center.

The indicated working pressure refers to the hose only. Depending on the used fitting the permitted working pressure of a hose assembly may be less.

BLAST PRO fittings may only be used for tube cleaning operations inside the tube. They have not been designed for the use outside of tubes.

We reserve our rights for technical changes without notice. Subject to printing errors.



Hose Type 8/2 PA

Duralife Flex™

ID8 - Series: A and X



Applications

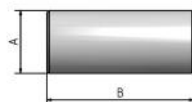
- Waterblast:** Surface preparation (concrete removal, surface cleaning of buildings, paint removal)
- Hydraulics:** Pressure test equipment (valves, tooling and control panels)

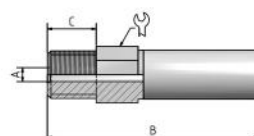
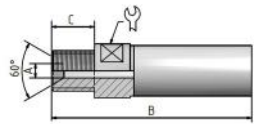


Technical Information

- Inner Core:** Polyamide (PA)
- Pressure Support:** 2 layers of high-tensile steel wire
- Outer Cover:** Polyamide (PA)
- Colour:** Blue
- Temperature:** -30°C to +60°C [-22°F to 140°F]

Ø ID	Ø OD	Working Pressure	Burst Pressure	Bend Radius	Weight	Insert ID
8,1 mm	13,3 mm	840 bar	2.100 bar	130 mm	0,200 kg/m	5,5 mm
0,32 inch	0,52 inch	12.180 psi	30.450 psi	5,12 inch	0,134 lbs/ft	0,22 inch

Part no.	Thread	Material	Dimensions (mm)				Sleeve
			A	B	C	⚙	
10820101	-	Steel	17,8	49	-	-	

Part no.	Thread	Material	Nut	Dimensions (mm)				Insert
				A	B	C	⚙	
Male fitting								
30820411A	1/4"x18NPTF	Steel	-	5,5	68	14	14	
30820401A	3/8"x18NPTF	Steel	-	5,5	69	14	17	
Male fitting 60° internal cone								
30820321A	G1/4"	Steel	-	5,5	63	12	14	
30820301A	G3/8"	Steel	-	5,5	65	12	17	

Hose Type 8/2 PA



Duralife Flex™

ID8 - Series: A and X

Part no.	Thread	Material	Nut	Dimensions (mm)				Insert
				A	B	C	⚙	
Male fitting flat seal								
30820381A	G1/4"	Steel	-	5,5	70	15	12	

Male fitting DIN3852 T2 form A								
30820351A	G1/4"	Steel	-	5,5	69	14	19	
30820341A	G3/8"	Steel	-	5,5	69,5	14,5	22	

Part no.	Thread	Material	Hose part	Dimensions (mm)				One Piece fitting
				A	B	C	D	
OnePiece Fittings®								
30820461X	1/4"x18NPTF	Steel	30820441/1X	5,5	39	14	17,5	
30820441X	3/8"x18NPT	Steel	30820441/1X	5,5	38	14	17,5	

Part no.	Thread	Material	Nut	Dimensions (mm)				Insert
				A	B	C	⚙	
Female swivel 24°/60°								
20820301A	G3/8"	Steel	50860301	5,5	62	-	24	

Female swivel with O-Ring								
20820201A	M20x1.5	Steel	50860201	5,5	65	-	27	
20820042A	M24x1.5	Steel	51321206	5,5	75	-	32	



Hose Type 8/2 PA

Duralife Flex™

ID8 - Series: A and X



Part no.	Thread	Material	Nut	Dimensions (mm)				Insert
				A	B	C	⚙	
Type M female swivel								
20820645A	3/4"x16UNF	AISI 316Ti	50840605, 50840601	5,5	62	-	24	
JIC female swivel								
20820601A	9/16"x18UNF	Steel	50820601	5,5	56	-	19	
20820605A	9/16"x18UNF	AISI 316Ti	50820605	5,5	56	-	19	

Part no.	Thread	Material	Relief bores	Dimensions (mm)				Swivel nut
				A	B	C	⚙	
Swivel nut								
50820601	9/16"x18UNF	Steel	1 radial	10,6	18	14	19	
50820605	9/16"x18UNF	AISI 316Ti	1 radial	10,6	18	14	19	
50840601	3/4"x16UNF	Steel	1 radial	12,2	22,5	17,5	24	
50840605	3/4"x16UNF	AISI 316Ti	1 radial	12,2	22,5	17,5	24	
50860301	G3/8"	Steel	1 radial	12,5	21,5	15,5	24	
50860201	M20x1.5	Steel	1 radial	12,2	22	12	27	
51321206	M24x1.5	Steel	2 axial	16,8	23	16	32	

Production-related variations of the burst pressure of up to 5 % are possible.

The safety factors between the burst pressure and the working pressure as well as the test pressure depend on the operating conditions. For gaseous media the outer cover is to be pinpricked.

Regarding the safety factor for gaseous media please contact your local SPIR STAR® assembling center.

The indicated working pressure refers to the hose only. Depending on the used fitting the permitted working pressure of a hose assembly may be less.

BLAST PRO fittings may only be used for tube cleaning operations inside the tube. They have not been designed for the use outside of tubes.

We reserve our rights for technical changes without notice. Subject to printing errors.



Hose Type 8/2W

ID8 - Series: A



Applications

- Waterblast:** Surface preparation (concrete removal, surface cleaning of buildings, paint removal)
- Hydraulics:** Pressure test equipment (valves, tooling and control panels), hydraulic tools (instrumentation packages for gauges, control of service equipment, hydraulic jacks, hydraulic tools)
- Oil and Gas:** Grease injection, control of subsea hydraulic components, nitrogen service, Gaseous media handling


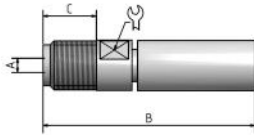
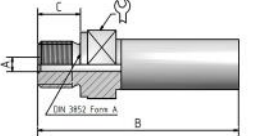
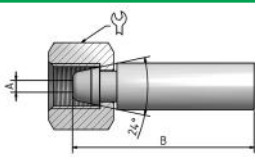
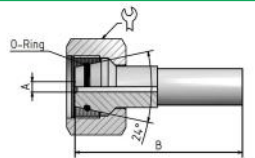
Technical Information

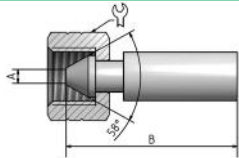
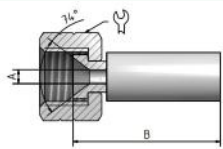
- Inner Core:** Polyamide (PA)
- Pressure Support:** 2 open layers, 2 dense layers of high-tensile steel wire
- Outer Cover:** Polyurethane (PUR)
- Colour:** Black
- Temperature:** -30°C to +60°C [-22°F to 140°F]

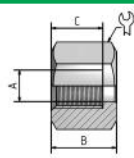
Ø ID	Ø OD	Working Pressure	Burst Pressure	Bend Radius	Weight	Insert ID
8,0 mm	14,3 mm	1.040 bar	2.600 bar	110 mm	0,314 kg/m	5,5 mm
0,31 inch	0,56 inch	15.080 psi	37.700 psi	4,33 inch	0,210 lbs/ft	0,22 inch

Part no.	Thread	Material	Dimensions (mm)				Sleeve
			A	B	C	⚙	
Sleeve							
10830191W	-	Steel	18,3	43	-	-	
10830195W	-	AISI 316Ti	18,3	43	-	-	

Part no.	Thread	Material	Nut	Dimensions (mm)				Insert
				A	B	C	⚙	
Male fitting								
30820411A	1/4"x18NPTF	Steel	-	5,5	68	14	14	
30820401A	3/8"x18NPTF	Steel	-	5,5	69	14	17	
Male fitting 60° internal cone								
30820321A	G1/4"	Steel	-	5,5	63	12	14	
30820301A	G3/8"	Steel	-	5,5	65	12	17	

Part no.	Thread	Material	Nut	Dimensions (mm)				Insert
				A	B	C		
Male fitting flat seal								
30820381A	G1/4"	Steel	-	5,5	70	15	12	
Male fitting DIN3852 T2 form A								
30820351A	G1/4"	Steel	-	5,5	69	14	19	
30820341A	G3/8"	Steel	-	5,5	69,5	14,5	22	
Female swivel 24°/60°								
20820301A	G3/8"	Steel	50860301	5,5	62	-	24	
Female swivel with O-Ring								
20820201A	M20x1.5	Steel	50860201	5,5	65	-	27	
20820042A	M24x1.5	Steel	51321206	5,5	75	-	32	

Part no.	Thread	Material	Nut	Dimensions (mm)				Insert
				A	B	C	⚙️	
Type M female swivel								
20820645A	3/4"x16UNF	AISI 316Ti	50840605, 50840601	5,5	62	-	24	
JIC female swivel								
20820601A	9/16"x18UNF	Steel	50820601	5,5	56	-	19	
20820605A	9/16"x18UNF	AISI 316Ti	50820605	5,5	56	-	19	

Part no.	Thread	Material	Relief bores	Dimensions (mm)				Swivel nut
				A	B	C	⚙️	
Swivel nut								
50820601	9/16"x18UNF	Steel	1 radial	10,6	18	14	19	
50820605	9/16"x18UNF	AISI 316Ti	1 radial	10,6	18	14	19	
50840601	3/4"x16UNF	Steel	1 radial	12,2	22,5	17,5	24	
50840605	3/4"x16UNF	AISI 316Ti	1 radial	12,2	22,5	17,5	24	
50860301	G3/8"	Steel	1 radial	12,5	21,5	15,5	24	
50860201	M20x1.5	Steel	1 radial	12,2	22	12	27	
51321206	M24x1.5	Steel	2 axial	16,8	23	16	32	

Production-related variations of the burst pressure of up to 5 % are possible.

The safety factors between the burst pressure and the working pressure as well as the test pressure depend on the operating conditions. For gaseous media the outer cover is to be pinpricked.

Regarding the safety factor for gaseous media please contact your local SPIR STAR® assembling center.

The indicated working pressure refers to the hose only. Depending on the used fitting the permitted working pressure of a hose assembly may be less.

BLAST PRO fittings may only be used for tube cleaning operations inside the tube. They have not been designed for the use outside of tubes.

We reserve our rights for technical changes without notice. Subject to printing errors.

Hose Type 8/2W Twin

ID8 - Series: A



Applications

Hydraulics: Torque wrenching

Technical Information

Inner Core: Polyamide (PA)
Pressure Support: 2 open layers, 2 dense layers of high-tensile steel wire
Outer Cover: Polyurethane (PUR)
Colour: Black and blue
Temperature: -30°C to +60°C [-22°F to 140°F]



Ø ID	Ø OD	Working Pressure	Burst Pressure	Bend Radius	Weight	Insert ID
8,0 mm	14,3 mm	1.040 bar	2.600 bar	110 mm	0,628 kg/m	5,5 mm
0,31 inch	0,56 inch	15.080 psi	37.700 psi	4,33 inch	0,421 lbs/ft	0,22 inch

Part no.	Thread	Material	Dimensions (mm)				Sleeve
			A	B	C	⚙	
Sleeve							
10830191W	-	Steel	18,3	43	-	-	
10830195W	-	AISI 316Ti	18,3	43	-	-	

Part no.	Thread	Material	Nut	Dimensions (mm)				Insert
				A	B	C	⚙	
Male fitting								
30820411A	1/4"x18NPTF	Steel	-	5,5	68	14	14	
30820401A	3/8"x18NPTF	Steel	-	5,5	69	14	17	
Male fitting 60° internal cone								
30820321A	G1/4"	Steel	-	5,5	63	12	14	
30820301A	G3/8"	Steel	-	5,5	65	12	17	
Male fitting flat seal								
30820381A	G1/4"	Steel	-	5,5	70	15	12	
Male fitting DIN3852 T2 form A								
30820351A	G1/4"	Steel	-	5,5	69	14	19	
30820341A	G3/8"	Steel	-	5,5	69,5	14,5	22	

Part no.	Thread	Material	Nut	Dimensions (mm)				Insert
				A	B	C	⚙️	
Female swivel 24°/60°								
20820301A	G3/8"	Steel	50860301	5,5	62	-	24	
Female swivel with O-Ring								
20820201A	M20x1.5	Steel	50860201	5,5	65	-	27	
20820042A	M24x1.5	Steel	51321206	5,5	75	-	32	
Type M female swivel								
20820645A	3/4"x16UNF	AISI 316Ti	50840605, 50840601	5,5	62	-	24	
JIC female swivel								
20820601A	9/16"x18UNF	Steel	50820601	5,5	56	-	19	
20820605A	9/16"x18UNF	AISI 316Ti	50820605	5,5	56	-	19	

Part no.	Thread	Material	Relief bores	Dimensions (mm)				Swivel nut
				A	B	C	⚙️	
Swivel nut								
50820601	9/16"x18UNF	Steel	1 radial	10,6	18	14	19	
50820605	9/16"x18UNF	AISI 316Ti	1 radial	10,6	18	14	19	
50840601	3/4"x16UNF	Steel	1 radial	12,2	22,5	17,5	24	
50840605	3/4"x16UNF	AISI 316Ti	1 radial	12,2	22,5	17,5	24	
50860301	G3/8"	Steel	1 radial	12,5	21,5	15,5	24	
50860201	M20x1.5	Steel	1 radial	12,2	22	12	27	
51321206	M24x1.5	Steel	2 axial	16,8	23	16	32	

Production-related variations of the burst pressure of up to 5 % are possible.

The safety factors between the burst pressure and the working pressure as well as the test pressure depend on the operating conditions. For gaseous media the outer cover is to be pinpricked. Regarding the safety factor for gaseous media please contact your local SPIR STAR® assembling center.

The indicated working pressure refers to the hose only. Depending on the used fitting the permitted working pressure of a hose assembly may be less.

BLAST PRO fittings may only be used for tube cleaning operations inside the tube. They have not been designed for the use outside of tubes.

We reserve our rights for technical changes without notice. Subject to printing errors.

Hose Type 8/2WL

ID8 - Series: A



Applications

- Hydraulics:** Pressure test equipment (valves, tooling and control panels), hydraulic tools (instrumentation packages for gauges, control of service equipment, hydraulic jacks, hydraulic tools)
- Oil and Gas:** Grease injection, nitrogen service

Technical Information

- Inner Core:** Polyamide (PA)
- Pressure Support:** 2 open layers, 2 dense layers of high-tensile steel wire
- Outer Cover:** Polyurethane (PUR)
- Colour:** Black
- Temperature:** -30°C to +60°C [-22°F to 140°F]

Ø ID	Ø OD	Working Pressure	Burst Pressure	Bend Radius	Weight	Insert ID
8,0 mm	14,0 mm	1.000 bar	2.500 bar	100 mm	0,317 kg/m	5,5 mm
0,31 inch	0,55 inch	14.500 psi	36.250 psi	3,94 inch	0,212 lbs/ft	0,22 inch

Part no.	Thread	Material	Dimensions (mm)				Sleeve
			A	B	C	⚙	
Sleeve							
10830191W	-	Steel	18,3	43	-	-	
10830195W	-	AISI 316Ti	18,3	43	-	-	

Part no.	Thread	Material	Nut	Dimensions (mm)				Insert
				A	B	C	⚙	
Male fitting								
30820411A	1/4"x18NPTF	Steel	-	5,5	68	14	14	
30820401A	3/8"x18NPTF	Steel	-	5,5	69	14	17	
Male fitting 60° internal cone								
30820321A	G1/4"	Steel	-	5,5	63	12	14	
30820301A	G3/8"	Steel	-	5,5	65	12	17	
Male fitting flat seal								
30820381A	G1/4"	Steel	-	5,5	70	15	12	
Male fitting DIN3852 T2 form A								
30820351A	G1/4"	Steel	-	5,5	69	14	19	
30820341A	G3/8"	Steel	-	5,5	69,5	14,5	22	

Part no.	Thread	Material	Nut	Dimensions (mm)				Insert
				A	B	C	⚙	
Female swivel 24°/60°								
20820301A	G3/8"	Steel	50860301	5,5	62	-	24	
Female swivel with O-Ring								
20820201A	M20x1.5	Steel	50860201	5,5	65	-	27	
20820042A	M24x1.5	Steel	51321206	5,5	75	-	32	
Type M female swivel								
20820645A	3/4"x16UNF	AISI 316Ti	50840605, 50840601	5,5	62	-	24	
JIC female swivel								
20820601A	9/16"x18UNF	Steel	50820601	5,5	56	-	19	
20820605A	9/16"x18UNF	AISI 316Ti	50820605	5,5	56	-	19	

Part no.	Thread	Material	Relief bores	Dimensions (mm)				Swivel nut
				A	B	C	⚙	
Swivel nut								
50820601	9/16"x18UNF	Steel	1 radial	10,6	18	14	19	
50820605	9/16"x18UNF	AISI 316Ti	1 radial	10,6	18	14	19	
50840601	3/4"x16UNF	Steel	1 radial	12,2	22,5	17,5	24	
50840605	3/4"x16UNF	AISI 316Ti	1 radial	12,2	22,5	17,5	24	
50860301	G3/8"	Steel	1 radial	12,5	21,5	15,5	24	
50860201	M20x1.5	Steel	1 radial	12,2	22	12	27	
51321206	M24x1.5	Steel	2 axial	16,8	23	16	32	

Production-related variations of the burst pressure of up to 5 % are possible.

The safety factors between the burst pressure and the working pressure as well as the test pressure depend on the operating conditions. For gaseous media the outer cover is to be pinpricked.

Regarding the safety factor for gaseous media please contact your local SPIR STAR® assembling center.

The indicated working pressure refers to the hose only. Depending on the used fitting the permitted working pressure of a hose assembly may be less.

BLAST PRO fittings may only be used for tube cleaning operations inside the tube. They have not been designed for the use outside of tubes.

We reserve our rights for technical changes without notice. Subject to printing errors.

Hose Type 8/2WR

Heavy duty outer cover for rough service

ID8 - Series: B




Applications

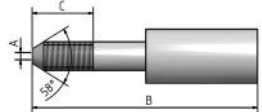
- Waterblast:** Heat exchanger tube cleaning, surface preparation (concrete removal, surface cleaning of buildings, paint removal)
- Hydraulics:** Pressure test equipment (valves, tooling and control panels)
- Oil and Gas:** Grease injection, nitrogen service

Technical Information

- Inner Core:** Polyamide (PA)
- Pressure Support:** 2 open layers, 2 dense layers of high-tensile steel wire
- Outer Cover:** Polyurethane (PUR)
- Colour:** Silver
- Temperature:** -30°C to +60°C [-22°F to 140°F]

Ø ID	Ø OD	Working Pressure	Burst Pressure	Bend Radius	Weight	Insert ID
8,0 mm	16,0 mm	1.040 bar	2.600 bar	110 mm	0,364 kg/m	4,5 mm
0,31 inch	0,63 inch	15.080 psi	37.700 psi	4,33 inch	0,244 lbs/ft	0,18 inch

Part no.	Thread	Material	Dimensions (mm)				Sleeve
			A	B	C	⚙	
Sleeve							
10830201VWR	-	Steel	21,3	54,5	-	-	

Part no.	Thread	Material	Nut	Dimensions (mm)				Insert
				A	B	C	⚙	
HP fitting								
40840205B	9/16"x18UNF LH	AISI 316Ti	-	4,5	108,5	24	-	

Male fitting							
Part no.	Thread	Material	Nut	A	B	C	⚙
30840411B	1/4"x18NPTF	Steel	-	4,5	84	14	14
30840401B	3/8"x18NPTF	Steel	-	4,5	82	14	17
30840341B	G1/4"	Steel	-	4,5	82	14	14

Male fitting 100° external cone							
Part no.	Thread	Material	Nut	A	B	C	⚙
30840365B	G1/4"	AISI 316Ti	-	5,5	82	18	17

Hose Type 8/2WR



Heavy duty outer cover for rough service

ID8 - Series: B

Part no.	Thread	Material	Nut	Dimensions (mm)				Insert
				A	B	C	⌀	
Male fitting DIN3852 T2 form A								
30840301B	G3/8"	Steel	-	4,5	84,5	12	22	
Female swivel 24°/60°								
20840301B	G3/8"	Steel	50860301	4,5	72	-	24	
20840305B	G3/8"	AISI 316Ti	50840305	4,5	74	-	24	
Female swivel with O-Ring								
20840231B	M22x1.5	Steel	51060201, 51060205	4,5	79	-	30	
20840221B	M24x1.5	Steel	51321206, 51320205	4,5	85	-	32	
Type M female swivel								
20840641B	3/4"x16UNF	Steel	50840601	4,5	73	-	24	
20840645B	3/4"x16UNF	AISI 316Ti	50840605	4,5	73	-	24	
JIC female swivel								
20840605B	3/4"x16UNF	AISI 316Ti	50840605	4,5	68	-	24	

Part no.	Thread	Material	Relief bores	Dimensions (mm)				Swivel nut
				A	B	C	⌀	
Swivel nut								
50840601	3/4"x16UNF	Steel	1 radial	12,2	22,5	17,5	24	
50840605	3/4"x16UNF	AISI 316Ti	1 radial	12,2	22,5	17,5	24	
50860301	G3/8"	Steel	1 radial	12,5	21,5	15,5	24	
50840305	G3/8"	AISI 316Ti	1 radial	12,2	21,5	15,5	24	
51060201	M22x1.5	Steel	2 axial	14,2	23	14	30	
51060205	M22x1.5	AISI 316Ti	2 axial	14,2	25	14	30	
51321206	M24x1.5	Steel	2 axial	16,8	23	16	32	
51320205	M24x1.5	AISI 316Ti	1 radial	16,8	23	16	32	

Production-related variations of the burst pressure of up to 5 % are possible.

The safety factors between the burst pressure and the working pressure as well as the test pressure depend on the operating conditions. For gaseous media the outer cover is to be pinpricked.

Regarding the safety factor for gaseous media please contact your local SPIR STAR® assembling center.

The indicated working pressure refers to the hose only. Depending on the used fitting the permitted working pressure of a hose assembly may be less.

BLAST PRO fittings may only be used for tube cleaning operations inside the tube. They have not been designed for the use outside of tubes.

We reserve our rights for technical changes without notice. Subject to printing errors.



Hose Type 8/4

ID8 - Series: B and Y



Applications

- Waterblast:** Heat exchanger tube cleaning, surface preparation (concrete removal, surface cleaning of buildings, paint removal), tank and vessel cleaning
- Hydraulics:** Pressure test equipment (valves, tooling and control panels)
- Oil and Gas:** Grease injection, chemical injection, nitrogen service, Gaseous media handling

Technical Information

- Inner Core:** Polyoxymethylene (POM)
- Pressure Support:** 4 layers of high-tensile steel wire
- Outer Cover:** Polyamide (PA)
- Colour:** Grey
- Temperature:** -30°C to +60°C [-22°F to 140°F]

Ø ID	Ø OD	Working Pressure	Burst Pressure	Bend Radius	Weight	Insert ID
8,0 mm	14,6 mm	1.500 bar	3.800 bar	200 mm	0,390 kg/m	4,5 mm
0,31 inch	0,57 inch	21.750 psi	55.100 psi	7,87 inch	0,261 lbs/ft	0,18 inch


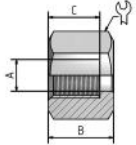
Part no.	Thread	Material	Dimensions (mm)				Sleeve
			A	B	C	⚙	
Sleeve							
10840102	-	Steel	20,2	58	-	-	
10840105	-	AISI 316Ti	20,2	58	-	-	
Blast-Pro® sleeve							
10840142	-	Steel	17,1	29	-	-	

Part no.	Thread	Material	Nut	Dimensions (mm)				Insert
				A	B	C	⚙	
HP fitting								
40840205B	9/16"x18UNF LH	AISI 316Ti	-	4,5	108,5	24	-	

Part no.	Thread	Material	Sleeve	Dimensions (mm)				Blast Pro Insert
				A	B	C	⚙	
Blast-Pro® MP male								
40840244Y	9/16"x18UNF LH	Stainless steel	10840142	5	75	25	15	

Part no.	Thread	Material	Nut	Dimensions (mm)				Insert
				A	B	C	⚙	
Male fitting								
30840411B	1/4"x18NPTF	Steel	-	4,5	84	14	14	
30840401B	3/8"x18NPTF	Steel	-	4,5	82	14	17	
30840341B	G1/4"	Steel	-	4,5	82	14	14	
Male fitting 100° external cone								
30840365B	G1/4"	AISI 316Ti	-	5,5	82	18	17	
Male fitting DIN3852 T2 form A								
30840301B	G3/8"	Steel	-	4,5	84,5	12	22	
Female swivel 24°/60°								
20840301B	G3/8"	Steel	50860301	4,5	72	-	24	
20840305B	G3/8"	AISI 316Ti	50840305	4,5	74	-	24	
Female swivel with O-Ring								
20840231B	M22x1.5	Steel	51060201, 51060205	4,5	79	-	30	
20840221B	M24x1.5	Steel	51321206, 51320205	4,5	85	-	32	
Type M female swivel								
20840641B	3/4"x16UNF	Steel	50840601	4,5	73	-	24	
20840645B	3/4"x16UNF	AISI 316Ti	50840605	4,5	73	-	24	
JIC female swivel								
20840605B	3/4"x16UNF	AISI 316Ti	50840605	4,5	68	-	24	

Part no.	Thread	Material	Relief bores	Dimensions (mm)				Swivel nut
				A	B	C	⚙	
Swivel nut								
50840601	3/4"x16UNF	Steel	1 radial	12,2	22,5	17,5	24	
50840605	3/4"x16UNF	AISI 316Ti	1 radial	12,2	22,5	17,5	24	
50860301	G3/8"	Steel	1 radial	12,5	21,5	15,5	24	
50840305	G3/8"	AISI 316Ti	1 radial	12,2	21,5	15,5	24	

Part no.	Thread	Material	Relief bores	Dimensions (mm)				Swivel nut
				A	B	C		
Swivel nut								
51060201	M22x1.5	Steel	2 axial	14,2	23	14	30	
51060205	M22x1.5	AISI 316Ti	2 axial	14,2	25	14	30	
51321206	M24x1.5	Steel	2 axial	16,8	23	16	32	
51320205	M24x1.5	AISI 316Ti	1 radial	16,8	23	16	32	

Production-related variations of the burst pressure of up to 5 % are possible.

The safety factors between the burst pressure and the working pressure as well as the test pressure depend on the operating conditions. For gaseous media the outer cover is to be pinpricked.

Regarding the safety factor for gaseous media please contact your local SPIR STAR® assembling center.

The indicated working pressure refers to the hose only. Depending on the used fitting the permitted working pressure of a hose assembly may be less.

BLAST PRO fittings may only be used for tube cleaning operations inside the tube. They have not been designed for the use outside of tubes.

We reserve our rights for technical changes without notice. Subject to printing errors.



Applications

Waterblast: Heat exchanger tube cleaning, surface preparation (concrete removal, surface cleaning of buildings, paint removal), tank and vessel cleaning, ultra high-pressure waterjet cutting and hydro demolition (cutting and demolition of armoured concrete, pipelines, paper or steel)

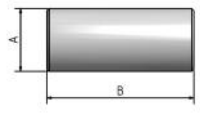
Hydraulics: Pressure test equipment (valves, tooling and control panels)

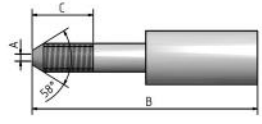


Technical Information

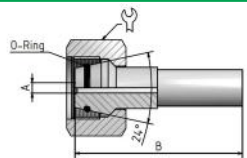
Inner Core: Polyoxymethylene (POM)
Pressure Support: 6 layers of high-tensile steel wire
Outer Cover: Polyamide (PA)
Colour: Blue
Temperature: -30°C to +60°C [-22°F to 140°F]

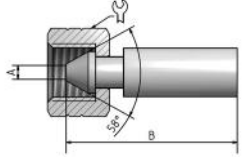
Ø ID	Ø OD	Working Pressure	Burst Pressure	Bend Radius	Weight	Insert ID
8,0 mm	16,4 mm	2.100 bar	5.250 bar	250 mm	0,640 kg/m	4,5 mm
0,31 inch	0,65 inch	30.450 psi	76.125 psi	9,84 inch	0,429 lbs/ft	0,18 inch

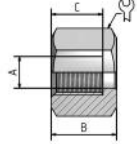
Part no.	Thread	Material	Dimensions (mm)				Sleeve
			A	B	C	⚙	
Sleeve							
10860106	-	Steel	21,6	64	-	-	

Part no.	Thread	Material	Nut	Dimensions (mm)				Insert
				A	B	C	⚙	
HP fitting								
40860214C	3/8"x24UNF LH	Stainless steel	-	4,5	100	20	-	
40860204C	9/16"x18UNF LH	Stainless steel	-	4,5	112	31	-	
40860104C	M14x1.5 LH	Stainless steel	-	4,5	112	24	-	

MP fitting								
Part no.	Thread	Material		Dimensions (mm)				
A	B	C	⚙					
40860324C	3/4"x16UNF LH	Stainless steel	-	4,5	102	18	-	

Female swivel with O-Ring								
Part no.	Thread	Material		Dimensions (mm)				
A	B	C	⚙					
20860224C	M24x1.5	Stainless steel	51320205, 51321206	4,5	91	-	32	

Part no.	Thread	Material	Nut	Dimensions (mm)				Insert
				A	B	C	⌀	
Type M female swivel								
20860644C	3/4"x16UNF	Stainless steel	50840605, 50840601	4,5	76	-	24	
20860684C	7/8"x14UNF	Stainless steel	50860675	4,5	77	-	30	

Part no.	Thread	Material	Relief bores	Dimensions (mm)				Swivel nut
				A	B	C	⌀	
Swivel nut								
50840601	3/4"x16UNF	Steel	1 radial	12,2	22,5	17,5	24	
50840605	3/4"x16UNF	AISI 316Ti	1 radial	12,2	22,5	17,5	24	
50860675	7/8"x14UNF	AISI 316Ti	1 radial	12,2	26	20	30	
51321206	M24x1.5	Steel	2 axial	16,8	23	16	32	
51320205	M24x1.5	AISI 316Ti	1 radial	16,8	23	16	32	

Production-related variations of the burst pressure of up to 5 % are possible.

The safety factors between the burst pressure and the working pressure as well as the test pressure depend on the operating conditions. For gaseous media the outer cover is to be pinpricked.

Regarding the safety factor for gaseous media please contact your local SPIR STAR® assembling center.

The indicated working pressure refers to the hose only. Depending on the used fitting the permitted working pressure of a hose assembly may be less.

BLAST PRO fittings may only be used for tube cleaning operations inside the tube. They have not been designed for the use outside of tubes.

We reserve our rights for technical changes without notice. Subject to printing errors.

Hose Type 8/6H

ID8 - Series: C



Applications

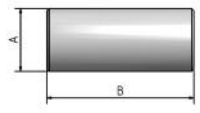
- Waterblast:** Heat exchanger tube cleaning, surface preparation (concrete removal, surface cleaning of buildings, paint removal), tank and vessel cleaning, ultra high-pressure waterjet cutting and hydro demolition (cutting and demolition of armoured concrete, pipelines, paper or steel)
- Hydraulics:** Pressure test equipment (valves, tooling and control panels)

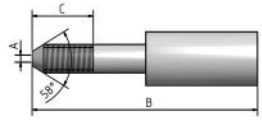


Technical Information

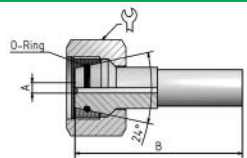
- Inner Core:** Polyoxymethylene (POM)
- Pressure Support:** 6 layers of high-tensile steel wire
- Outer Cover:** Polyamide (PA)
- Colour:** Red
- Temperature:** -30°C to +60°C [-22°F to 140°F]

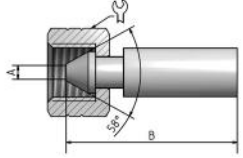
Ø ID	Ø OD	Working Pressure	Burst Pressure	Bend Radius	Weight	Insert ID
7,7 mm	18,8 mm	2.500 bar	6.250 bar	260 mm	0,925 kg/m	4,5 mm
0,30 inch	0,74 inch	36.250 psi	90.625 psi	10,24 inch	0,620 lbs/ft	0,18 inch

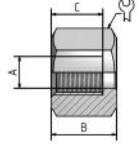
Part no.	Thread	Material	Dimensions (mm)				Sleeve
			A	B	C	⚙	
Sleeve							
10860126	-	Steel	25,3	67	-	-	

Part no.	Thread	Material	Nut	Dimensions (mm)				Insert
				A	B	C	⚙	
HP fitting								
40860214C	3/8"x24UNF LH	Stainless steel	-	4,5	100	20	-	
40860204C	9/16"x18UNF LH	Stainless steel	-	4,5	112	31	-	
40860104C	M14x1.5 LH	Stainless steel	-	4,5	112	24	-	

MP fitting								
Part no.	Thread	Material	Nut	Dimensions (mm)				Insert
A	B	C	⚙					
40860324C	3/4"x16UNF LH	Stainless steel	-	4,5	102	18	-	

Female swivel with O-Ring								
Part no.	Thread	Material	Nut	Dimensions (mm)				Insert
A	B	C	⚙					
20860224C	M24x1.5	Stainless steel	51320205, 51321206	4,5	91	-	32	

Part no.	Thread	Material	Nut	Dimensions (mm)				Insert
				A	B	C	⌀	
Type M female swivel								
20860644C	3/4"x16UNF	Stainless steel	50840605, 50840601	4,5	76	-	24	
20860684C	7/8"x14UNF	Stainless steel	50860675	4,5	77	-	30	

Part no.	Thread	Material	Relief bores	Dimensions (mm)				Swivel nut
				A	B	C	⌀	
Swivel nut								
50840601	3/4"x16UNF	Steel	1 radial	12,2	22,5	17,5	24	
50840605	3/4"x16UNF	AISI 316Ti	1 radial	12,2	22,5	17,5	24	
50860675	7/8"x14UNF	AISI 316Ti	1 radial	12,2	26	20	30	
51321206	M24x1.5	Steel	2 axial	16,8	23	16	32	
51320205	M24x1.5	AISI 316Ti	1 radial	16,8	23	16	32	

Production-related variations of the burst pressure of up to 5 % are possible.

The safety factors between the burst pressure and the working pressure as well as the test pressure depend on the operating conditions. For gaseous media the outer cover is to be pinpricked.

Regarding the safety factor for gaseous media please contact your local SPIR STAR® assembling center.

The indicated working pressure refers to the hose only. Depending on the used fitting the permitted working pressure of a hose assembly may be less.

BLAST PRO fittings may only be used for tube cleaning operations inside the tube. They have not been designed for the use outside of tubes.

We reserve our rights for technical changes without notice. Subject to printing errors.

Hose Type 8/6HDCI

ID8 - Series: C



Applications

- Waterblast:** Heat exchanger tube cleaning, surface preparation (concrete removal, surface cleaning of buildings, paint removal), tank and vessel cleaning, ultra high-pressure waterjet cutting and hydro demolition (cutting and demolition of armoured concrete, pipelines, paper or steel)
- Hydraulics:** Pressure test equipment (valves, tooling and control panels)

Technical Information

- Inner Core:** Polyoxymethylene (POM)
- Pressure Support:** 6 layers of high-tensile steel wire
- Outer Cover:** First: Polyamide (PA), Second: Polyurethane (PUR)
- Colour:** First: red, second: green
- Temperature:** -30°C to +60°C [-22°F to 140°F]

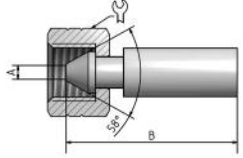
Ø ID	Ø OD	Working Pressure	Burst Pressure	Bend Radius	Weight	Insert ID
7,7 mm	22,8 mm	2.500 bar	6.250 bar	260 mm	1,085 kg/m	4,5 mm
0,30 inch	0,90 inch	36.250 psi	90.625 psi	10,24 inch	0,727 lbs/ft	0,18 inch

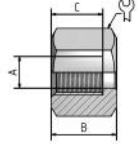
Part no.	Thread	Material	Dimensions (mm)				Sleeve
			A	B	C	⚙	
Sleeve							
10860126	-	Steel	25,3	67	-	-	

Part no.	Thread	Material	Nut	Dimensions (mm)				Insert
				A	B	C	⚙	
HP fitting								
40860214C	3/8"x24UNF LH	Stainless steel	-	4,5	100	20	-	
40860204C	9/16"x18UNF LH	Stainless steel	-	4,5	112	31	-	
40860104C	M14x1.5 LH	Stainless steel	-	4,5	112	24	-	

MP fitting								
40860324C	3/4"x16UNF LH	Stainless steel	-	4,5	102	18	-	

Female swivel with O-Ring								
20860224C	M24x1.5	Stainless steel	51320205, 51321206	4,5	91	-	32	

Part no.	Thread	Material	Nut	Dimensions (mm)				Insert
				A	B	C	⌀	
Type M female swivel								
20860644C	3/4"x16UNF	Stainless steel	50840605, 50840601	4,5	76	-	24	
20860684C	7/8"x14UNF	Stainless steel	50860675	4,5	77	-	30	

Part no.	Thread	Material	Relief bores	Dimensions (mm)				Swivel nut
				A	B	C	⌀	
Swivel nut								
50840601	3/4"x16UNF	Steel	1 radial	12,2	22,5	17,5	24	
50840605	3/4"x16UNF	AISI 316Ti	1 radial	12,2	22,5	17,5	24	
50860675	7/8"x14UNF	AISI 316Ti	1 radial	12,2	26	20	30	
51321206	M24x1.5	Steel	2 axial	16,8	23	16	32	
51320205	M24x1.5	AISI 316Ti	1 radial	16,8	23	16	32	

Production-related variations of the burst pressure of up to 5 % are possible.

The safety factors between the burst pressure and the working pressure as well as the test pressure depend on the operating conditions. For gaseous media the outer cover is to be pinpricked.

Regarding the safety factor for gaseous media please contact your local SPIR STAR® assembling center.

The indicated working pressure refers to the hose only. Depending on the used fitting the permitted working pressure of a hose assembly may be less.

BLAST PRO fittings may only be used for tube cleaning operations inside the tube. They have not been designed for the use outside of tubes.

We reserve our rights for technical changes without notice. Subject to printing errors.



Applications

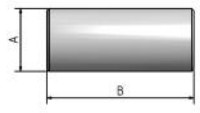
Waterblast: Heat exchanger tube cleaning, surface preparation (concrete removal, surface cleaning of buildings, paint removal), tank and vessel cleaning, ultra high-pressure waterjet cutting and hydro demolition (cutting and demolition of armoured concrete, pipelines, paper or steel)

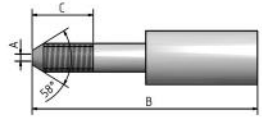
Hydraulics: Pressure test equipment (valves, tooling and control panels)

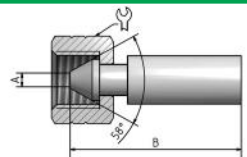
Technical Information


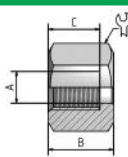
Inner Core: Polyoxymethylene (POM)
Pressure Support: 6 layers of high-tensile steel wire
Outer Cover: Polyamide (PA)
Colour: Chrome yellow
Temperature: -30°C to +60°C [-22°F to 140°F]

Ø ID	Ø OD	Working Pressure	Burst Pressure	Bend Radius	Weight	Insert ID
7,6 mm	19,3 mm	2.800 bar	7.000 bar	300 mm	1,055 kg/m	4,5 mm
0,30 inch	0,76 inch	40.600 psi	101.500 psi	11,81 inch	0,707 lbs/ft	0,18 inch

Part no.	Thread	Material	Dimensions (mm)				Sleeve
			A	B	C	⚙	
Sleeve							
10860116	-	Steel	23	87,8	-	-	

Part no.	Thread	Material	Nut	Dimensions (mm)				Insert
				A	B	C	⚙	
HP fitting								
40860214E	3/8"x24UNF LH	Stainless steel	-	4,5	114	20	-	
40860204E	9/16"x18UNF LH	Stainless steel	-	4,5	126	31	-	
40860324E	3/4"x16UNF LH	Stainless steel	-	4,5	122	18	-	
40860104E	M14x1.5 LH	Stainless steel	-	4,5	126	31	-	

Type M female swivel								
Part no.	Thread	Material	Nut	A	B	C	⚙	
20860644E	3/4"x16UNF	Stainless steel	50840605	4,5	90	-	24	
20860684E	7/8x14UNF	Stainless steel	50860675	4,5	92	-	30	
20860694E	1 1/8"x12UNF	Stainless steel	50860695	4,5	98	-	36	

Part no.	Thread	Material	Relief bores	Dimensions (mm)				Swivel nut
				A	B	C		
Swivel nut								
50840605	3/4"x16UNF	AISI 316Ti	1 radial	12,2	22,5	17,5	24	
50860675	7/8"x14UNF	AISI 316Ti	1 radial	12,2	26	20	30	
50860695	1 1/8"x12UNF	AISI 316Ti	1 radial	16,2	35	23	36	

Production-related variations of the burst pressure of up to 5 % are possible.

The safety factors between the burst pressure and the working pressure as well as the test pressure depend on the operating conditions. For gaseous media the outer cover is to be pinpricked.

Regarding the safety factor for gaseous media please contact your local SPIR STAR® assembling center.

The indicated working pressure refers to the hose only. Depending on the used fitting the permitted working pressure of a hose assembly may be less.

BLAST PRO fittings may only be used for tube cleaning operations inside the tube. They have not been designed for the use outside of tubes.

We reserve our rights for technical changes without notice. Subject to printing errors.

Hose Type 8/6UHP-X

ID8 - Series: E



Applications

Waterblast: Heat exchanger tube cleaning, surface preparation (concrete removal, surface cleaning of buildings, paint removal), tank and vessel cleaning, ultra high-pressure waterjet cutting and hydro demolition (cutting and demolition of armoured concrete, pipelines, paper or steel)

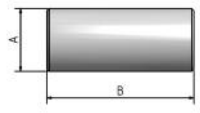
Hydraulics: Pressure test equipment (valves, tooling and control panels)

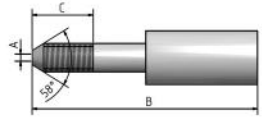


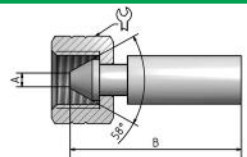
Technical Information


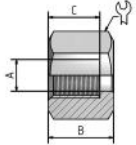
Inner Core: Polyoxymethylene (POM)
Pressure Support: 6 layers of high-tensile steel wire
Outer Cover: Polyamide (PA)
Colour: Chrome yellow
Temperature: -30°C to +60°C [-22°F to 140°F]

Ø ID	Ø OD	Working Pressure	Burst Pressure	Bend Radius	Weight	Insert ID
7,6 mm	19,3 mm	3.035 bar	7.000 bar	300 mm	1,055 kg/m	4,5 mm
0,30 inch	0,76 inch	44.008 psi	101.500 psi	11,81 inch	0,707 lbs/ft	0,18 inch

Part no.	Thread	Material	Dimensions (mm)				Sleeve
			A	B	C	⚙	
Sleeve							
10860116	-	Steel	23	87,8	-	-	

Part no.	Thread	Material	Nut	Dimensions (mm)				Insert
				A	B	C	⚙	
HP fitting								
40860214E	3/8"x24UNF LH	Stainless steel	-	4,5	114	20	-	
40860204E	9/16"x18UNF LH	Stainless steel	-	4,5	126	31	-	
40860324E	3/4"x16UNF LH	Stainless steel	-	4,5	122	18	-	
40860104E	M14x1.5 LH	Stainless steel	-	4,5	126	31	-	

Type M female swivel								
Part no.	Thread	Material	Nut	A	B	C	⚙	
20860644E	3/4"x16UNF	Stainless steel	50840605	4,5	90	-	24	
20860684E	7/8x14UNF	Stainless steel	50860675	4,5	92	-	30	
20860694E	1 1/8"x12UNF	Stainless steel	50860695	4,5	98	-	36	

Part no.	Thread	Material	Relief bores	Dimensions (mm)				Swivel nut
				A	B	C		
Swivel nut								
50840605	3/4"x16UNF	AISI 316Ti	1 radial	12,2	22,5	17,5	24	
50860675	7/8"x14UNF	AISI 316Ti	1 radial	12,2	26	20	30	
50860695	1 1/8"x12UNF	AISI 316Ti	1 radial	16,2	35	23	36	

Production-related variations of the burst pressure of up to 5 % are possible.

The safety factors between the burst pressure and the working pressure as well as the test pressure depend on the operating conditions. For gaseous media the outer cover is to be pinpricked.

Regarding the safety factor for gaseous media please contact your local SPIR STAR® assembling center.

The indicated working pressure refers to the hose only. Depending on the used fitting the permitted working pressure of a hose assembly may be less.

BLAST PRO fittings may only be used for tube cleaning operations inside the tube. They have not been designed for the use outside of tubes.

We reserve our rights for technical changes without notice. Subject to printing errors.



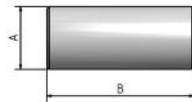
Applications

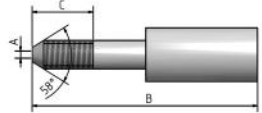
- Waterblast:** Surface preparation (concrete removal, surface cleaning of buildings, paint removal), tank and vessel cleaning, ultra high-pressure waterjet cutting and hydro demolition (cutting and demolition of armoured concrete, pipelines, paper or steel)
- Hydraulics:** Pressure test equipment (valves, tooling and control panels)

Technical Information

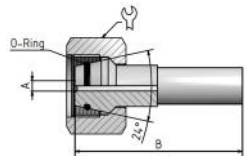
- Inner Core:** Polyoxymethylene (POM)
- Pressure Support:** 8 layers of high-tensile steel wire
- Outer Cover:** Polyamide (PA)
- Colour:** Chrome yellow
- Temperature:** -30°C to +60°C [-22°F to 140°F]

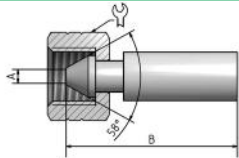
Ø ID	Ø OD	Working Pressure	Burst Pressure	Bend Radius	Weight	Insert ID
7,6 mm	22,0 mm	3.200 bar	7.400 bar	300 mm	1,500 kg/m	4,5 mm
0,30 inch	0,87 inch	46.400 psi	107.300 psi	11,81 inch	1,005 lbs/ft	0,18 inch

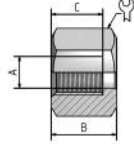
Part no.	Thread	Material	Dimensions (mm)				Sleeve
			A	B	C	⚙	
Sleeve							
10880142	-	Steel	29,7	66	-	-	

Part no.	Thread	Material	Nut	Dimensions (mm)				Insert
				A	B	C	⚙	
HP fitting								
40860214C	3/8"x24UNF LH	Stainless steel	-	4,5	100	20	-	
40860204C	9/16"x18UNF LH	Stainless steel	-	4,5	112	31	-	
40860104C	M14x1.5 LH	Stainless steel	-	4,5	112	24	-	

MP fitting								
40860324C	3/4"x16UNF LH	Stainless steel	-	4,5	102	18	-	

Female swivel with O-Ring								
20860224C	M24x1.5	Stainless steel	51320205, 51321206	4,5	91	-	32	

Part no.	Thread	Material	Nut	Dimensions (mm)				Insert
				A	B	C	⌀	
Type M female swivel								
20860644C	3/4"x16UNF	Stainless steel	50840605, 50840601	4,5	76	-	24	
20860684C	7/8"x14UNF	Stainless steel	50860675	4,5	77	-	30	

Part no.	Thread	Material	Relief bores	Dimensions (mm)				Swivel nut
				A	B	C	⌀	
Swivel nut								
50840601	3/4"x16UNF	Steel	1 radial	12,2	22,5	17,5	24	
50840605	3/4"x16UNF	AISI 316Ti	1 radial	12,2	22,5	17,5	24	
50860675	7/8"x14UNF	AISI 316Ti	1 radial	12,2	26	20	30	
51321206	M24x1.5	Steel	2 axial	16,8	23	16	32	
51320205	M24x1.5	AISI 316Ti	1 radial	16,8	23	16	32	

Production-related variations of the burst pressure of up to 5 % are possible.

The safety factors between the burst pressure and the working pressure as well as the test pressure depend on the operating conditions. For gaseous media the outer cover is to be pinpricked.

Regarding the safety factor for gaseous media please contact your local SPIR STAR® assembling center.

The indicated working pressure refers to the hose only. Depending on the used fitting the permitted working pressure of a hose assembly may be less.

BLAST PRO fittings may only be used for tube cleaning operations inside the tube. They have not been designed for the use outside of tubes.

We reserve our rights for technical changes without notice. Subject to printing errors.

Hose Type 10/2

ID10 - Series: A



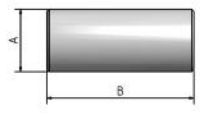
Applications

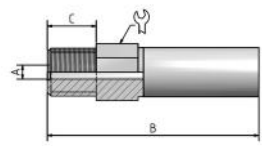
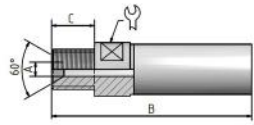
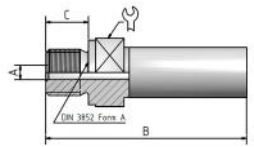
- Waterblast:** Heat exchanger tube cleaning
Hydraulics: Pressure test equipment (valves, tooling and control panels)

Technical Information

- Inner Core:** Polyamide (PA)
Pressure Support: 2 layers of high-tensile steel wire
Outer Cover: Polyamide (PA)
Colour: Green
Temperature: -30°C to +60°C [-22°F to 140°F]

Ø ID	Ø OD	Working Pressure	Burst Pressure	Bend Radius	Weight	Insert ID
10,1 mm	15,5 mm	690 bar	1.725 bar	160 mm	0,280 kg/m	6,5 mm
0,40 inch	0,61 inch	10.005 psi	25.012 psi	6,30 inch	0,188 lbs/ft	0,26 inch

Part no.	Thread	Material	Dimensions (mm)				Sleeve
			A	B	C	⚙	
Sleeve							
11020101	-	Steel	20,8	58	-	-	

Part no.	Thread	Material	Nut	Dimensions (mm)				Insert
				A	B	C	⚙	
Male fitting								
31020401A	3/8"x18NPTF	Steel	-	6,5	82	14	19	
31020405A	3/8"x18NPTF	AISI 316Ti	-	6,5	82	14	19	
31020425A	1/2"x14NPT	AISI 316Ti	-	6,5	86	18	22	
Male fitting 60° internal cone								
31020311A	G3/8"	Steel	-	6,5	78,5	12	17	
Male fitting DIN3852 T2 form A								
31020341A	G3/8"	Steel	-	6,5	79	12	22	

Part no.	Thread	Material	Nut	Dimensions (mm)				Insert
				A	B	C	⚙	
Female swivel 24°/60°								
21020301A	G1/2"	Steel	51060311	6,5	73	-	27	
21020305A	G1/2"	AISI 316Ti	51060315	6,5	73	-	27	
Female swivel with O-Ring								
21020221A	M22x1.5	Steel	51060201, 51060205	6,5	83	-	30	
21040201A	M24x1,5	Steel	51321206	6,5	83,5	-	32	
Type M female swivel								
21020645A	3/4"x16UNF	AISI 316Ti	51320615	6,5	69	-	24	

Part no.	Thread	Material	Relief bores	Dimensions (mm)				Swivel nut
				A	B	C	⚙	
Swivel nut								
51320615	3/4"x16UNF	AISI 316Ti	1 radial	14,2	22,5	17,5	24	
51060311	G1/2"	Steel	1 radial	16,7	23,5	13,5	27	
51060315	G1/2"	AISI 316Ti	1 radial	16,7	23,5	13,5	27	
51060201	M22x1.5	Steel	2 axial	14,2	23	14	30	
51060205	M22x1.5	AISI 316Ti	2 axial	14,2	25	14	30	
51321206	M24x1.5	Steel	2 axial	16,8	23	16	32	

Production-related variations of the burst pressure of up to 5 % are possible.

The safety factors between the burst pressure and the working pressure as well as the test pressure depend on the operating conditions. For gaseous media the outer cover is to be pinpricked.

Regarding the safety factor for gaseous media please contact your local SPIR STAR® assembling center.

The indicated working pressure refers to the hose only. Depending on the used fitting the permitted working pressure of a hose assembly may be less.

BLAST PRO fittings may only be used for tube cleaning operations inside the tube. They have not been designed for the use outside of tubes.

We reserve our rights for technical changes without notice. Subject to printing errors.

Hose Type 10/2W

ID10 - Series: A



Applications

- Hydraulics:** Pressure test equipment (valves, tooling and control panels), hydraulic tools (instrumentation packages for gauges, control of service equipment, hydraulic jacks, hydraulic tools)
- Oil and Gas:** Control of subsea hydraulic components, nitrogen service, Gaseous media handling

Technical Information

- Inner Core:** Polyamide (PA)
- Pressure Support:** 2 open layers, 2 dense layers of high-tensile steel wire
- Outer Cover:** Polyurethane (PUR)
- Colour:** Black
- Temperature:** -30°C to +60°C [-22°F to 140°F]

Ø ID	Ø OD	Working Pressure	Burst Pressure	Bend Radius	Weight	Insert ID
10,0 mm	17,2 mm	1.100 bar	2.760 bar	125 mm	0,430 kg/m	6,5 mm
0,39 inch	0,68 inch	15.950 psi	40.020 psi	4,92 inch	0,288 lbs/ft	0,26 inch

Part no.	Thread	Material	Dimensions (mm)				Sleeve
			A	B	C	⚙	
Sleeve							
11030191W	-	Steel	21,5	58	-	-	
11030195W	-	AISI 316Ti	21,5	54	-	-	

Part no.	Thread	Material	Nut	Dimensions (mm)				Insert
				A	B	C	⚙	
Male fitting								
31020401A	3/8"x18NPTF	Steel	-	6,5	82	14	19	
31020405A	3/8"x18NPTF	AISI 316Ti	-	6,5	82	14	19	
31020425A	1/2"x14NPT	AISI 316Ti	-	6,5	86	18	22	
Male fitting 60° internal cone								
31020311A	G3/8"	Steel	-	6,5	78,5	12	17	
Male fitting DIN3852 T2 form A								
31020341A	G3/8"	Steel	-	6,5	79	12	22	

Part no.	Thread	Material	Nut	Dimensions (mm)				Insert
				A	B	C	⚙	
Female swivel 24°/60°								
21020301A	G1/2"	Steel	51060311	6,5	73	-	27	
21020305A	G1/2"	AISI 316Ti	51060315	6,5	73	-	27	
Female swivel with O-Ring								
21020221A	M22x1.5	Steel	51060201, 51060205	6,5	83	-	30	
21040201A	M24x1,5	Steel	51321206	6,5	83,5	-	32	
Type M female swivel								
21020645A	3/4"x16UNF	AISI 316Ti	51320615	6,5	69	-	24	

Part no.	Thread	Material	Relief bores	Dimensions (mm)				Swivel nut
				A	B	C	⚙	
Swivel nut								
51320615	3/4"x16UNF	AISI 316Ti	1 radial	14,2	22,5	17,5	24	
51060311	G1/2"	Steel	1 radial	16,7	23,5	13,5	27	
51060315	G1/2"	AISI 316Ti	1 radial	16,7	23,5	13,5	27	
51060201	M22x1.5	Steel	2 axial	14,2	23	14	30	
51060205	M22x1.5	AISI 316Ti	2 axial	14,2	25	14	30	
51321206	M24x1.5	Steel	2 axial	16,8	23	16	32	

Production-related variations of the burst pressure of up to 5 % are possible.

The safety factors between the burst pressure and the working pressure as well as the test pressure depend on the operating conditions. For gaseous media the outer cover is to be pinpricked.

Regarding the safety factor for gaseous media please contact your local SPIR STAR® assembling center.

The indicated working pressure refers to the hose only. Depending on the used fitting the permitted working pressure of a hose assembly may be less.

BLAST PRO fittings may only be used for tube cleaning operations inside the tube. They have not been designed for the use outside of tubes.

We reserve our rights for technical changes without notice. Subject to printing errors.

Hose Type 10/4

IDI10 - Series: B, C and Y



Applications

- Waterblast:** Heat exchanger tube cleaning, surface preparation (concrete removal, surface cleaning of buildings, paint removal), tank and vessel cleaning, ultra high-pressure waterjet cutting and hydro demolition (cutting and demolition of armoured concrete, pipelines, paper or steel)
- Hydraulics:** Pressure test equipment (valves, tooling and control panels), hydraulic tools (instrumentation packages for gauges, control of service equipment, hydraulic jacks, hydraulic tools)
- Oil and Gas:** Grease injection, chemical injection, control of subsea hydraulic components, nitrogen service, Gaseous media handling

Technical Information

- Inner Core:** Polyoxymethylene (POM)
- Pressure Support:** 4 layers of high-tensile steel wire
- Outer Cover:** Polyamide (PA)
- Colour:** Grey
- Temperature:** -30°C to +60°C [-22°F to 140°F]

Ø ID	Ø OD	Working Pressure	Burst Pressure	Bend Radius	Weight	Insert ID
9,9 mm	18,4 mm	1.500 bar	3.800 bar	200 mm	0,690 kg/m	5,5 mm
0,39 inch	0,72 inch	21.750 psi	55.100 psi	7,87 inch	0,464 lbs/ft	0,22 inch

Part no.	Thread	Material	Dimensions (mm)				Sleeve
			A	B	C	⚙	
Sleeve							
11040102	-	Steel	23	64	-	-	
11040105	-	AISI 316Ti	23	64	-	-	
Blast-Pro® sleeve							
11040232	-	Steel	21	33	-	-	

Part no.	Thread	Material	Nut	Dimensions (mm)				Insert
				A	B	C	⚙	
HP fitting								
41060204C	9/16"x18UNF LH	Stainless steel	-	5,5	114	24	-	

Part no.	Thread	Material	Sleeve	Dimensions (mm)				Blast Pro Insert
				A	B	C	⚙	
Blast-Pro® MP male								
41040244Y	9/16"x18UNF LH	Stainless steel	I1040232	6	81	25	17	

Part no.	Thread	Material	Nut	Dimensions (mm)				Insert
				A	B	C	⚙	
Male fitting 60° internal cone								
31060311B	G3/8"	Steel	-	5,5	80	12	17	

Female swivel 24°/60°								
21060304C	G1/2"	Stainless steel	51060311, 51060315	5,5	78	-	27	

Female swivel with O-Ring								
21060204C	M22x1.5	Stainless steel	51060201, 51060205	5,5	90	-	30	
21060224C	M24x1.5	Stainless steel	51320205, 51321206	5,5	93	-	32	
21060221B	M24x1.5	Steel	51321206	5,5	92,5	-	32	

Type M female swivel								
21040645B	3/4"x16UNF	AISI 316Ti	51320615	5,5	78	-	24	

Part no.	Thread	Material	Relief bores	Dimensions (mm)				Swivel nut
				A	B	C	⚙	
Swivel nut								
51320615	3/4"x16UNF	AISI 316Ti	1 radial	14,2	22,5	17,5	24	
51060311	G1/2"	Steel	1 radial	16,7	23,5	13,5	27	
51060315	G1/2"	AISI 316Ti	1 radial	16,7	23,5	13,5	27	
51060201	M22x1.5	Steel	2 axial	14,2	23	14	30	
51060205	M22x1.5	AISI 316Ti	2 axial	14,2	25	14	30	
51321206	M24x1.5	Steel	2 axial	16,8	23	16	32	
51320205	M24x1.5	AISI 316Ti	1 radial	16,8	23	16	32	

Production-related variations of the burst pressure of up to 5 % are possible.

The safety factors between the burst pressure and the working pressure as well as the test pressure depend on the operating conditions. For gaseous media the outer cover is to be pinpricked.

Regarding the safety factor for gaseous media please contact your local SPIR STAR® assembling center.

The indicated working pressure refers to the hose only. Depending on the used fitting the permitted working pressure of a hose assembly may be less.

BLAST PRO fittings may only be used for tube cleaning operations inside the tube. They have not been designed for the use outside of tubes.

We reserve our rights for technical changes without notice. Subject to printing errors.

Hose Type 10/6

ID10 - Series: C



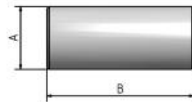
Applications

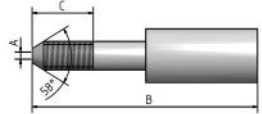
- Waterblast:** Surface preparation (concrete removal, surface cleaning of buildings, paint removal), tank and vessel cleaning, ultra high-pressure waterjet cutting and hydro demolition (cutting and demolition of armoured concrete, pipelines, paper or steel)
- Hydraulics:** Pressure test equipment (valves, tooling and control panels)

Technical Information

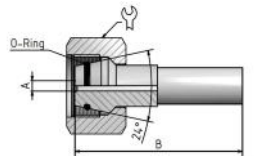
- Inner Core:** Polyoxymethylene (POM)
- Pressure Support:** 6 layers of high-tensile steel wire
- Outer Cover:** Polyamide (PA)
- Colour:** Blue
- Temperature:** -30°C to +60°C [-22°F to 140°F]


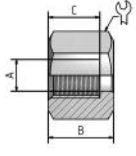
Ø ID	Ø OD	Working Pressure	Burst Pressure	Bend Radius	Weight	Insert ID
9,8 mm	20,4 mm	1.920 bar	4.800 bar	250 mm	1,000 kg/m	5,5 mm
0,39 inch	0,80 inch	27.840 psi	69.600 psi	9,84 inch	0,672 lbs/ft	0,22 inch

Part no.	Thread	Material	Dimensions (mm)				Sleeve
			A	B	C	⚙	
Sleeve							
11060102	-	Steel	26,6	64	-	-	

Part no.	Thread	Material	Nut	Dimensions (mm)				Insert
				A	B	C	⚙	
HP fitting								
41060204C	9/16"x18UNF LH	Stainless steel	-	5,5	114	24	-	

Female swivel 24°/60°								
21060304C	G1/2"	Stainless steel	51060311	5,5	78	-	27	

Female swivel with O-Ring								
21060204C	M22x1.5	Stainless steel	51060201, 51060205	5,5	90	-	30	
21060224C	M24x1.5	Stainless steel	51320205, 51321206	5,5	93	-	32	

Part no.	Thread	Material	Relief bores	Dimensions (mm)				Swivel nut
				A	B	C		
Swivel nut								
51060311	G1/2"	Steel	1 radial	16,7	23,5	13,5	27	
51060201	M22x1.5	Steel	2 axial	14,2	23	14	30	
51060205	M22x1.5	AISI 316Ti	2 axial	14,2	25	14	30	
51321206	M24x1.5	Steel	2 axial	16,8	23	16	32	
51320205	M24x1.5	AISI 316Ti	1 radial	16,8	23	16	32	

Production-related variations of the burst pressure of up to 5 % are possible.

The safety factors between the burst pressure and the working pressure as well as the test pressure depend on the operating conditions. For gaseous media the outer cover is to be pinpricked.

Regarding the safety factor for gaseous media please contact your local SPIR STAR® assembling center.

The indicated working pressure refers to the hose only. Depending on the used fitting the permitted working pressure of a hose assembly may be less.

BLAST PRO fittings may only be used for tube cleaning operations inside the tube. They have not been designed for the use outside of tubes.

We reserve our rights for technical changes without notice. Subject to printing errors.

Hose Type I3/2

ID13 - Series: A




Applications

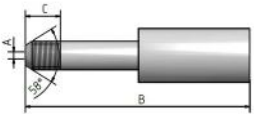
- Waterblast:** Heat exchanger tube cleaning, surface preparation (concrete removal, surface cleaning of buildings, paint removal)
- Hydraulics:** Pressure test equipment (valves, tooling and control panels)
- Oil and Gas:** Grease injection

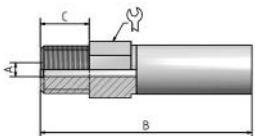
Technical Information

- Inner Core:** Polyamide (PA)
- Pressure Support:** 2 layers of high-tensile steel wire
- Outer Cover:** Polyamide (PA)
- Colour:** Green
- Temperature:** -30°C to +60°C [-22°F to 140°F]

Ø ID	Ø OD	Working Pressure	Burst Pressure	Bend Radius	Weight	Insert ID
12,9 mm	19,3 mm	690 bar	1.725 bar	200 mm	0,435 kg/m	8,5 mm
0,51 inch	0,76 inch	10.005 psi	25.012 psi	7,87 inch	0,291 lbs/ft	0,33 inch

Part no.	Thread	Material	Dimensions (mm)				Sleeve
			A	B	C	⚙	
Sleeve							
11320101	-	Steel	26	58	-	-	

Part no.	Thread	Material	Nut	Dimensions (mm)				Insert
				A	B	C	⚙	
MP fitting								
41320205A	9/16"x18UNF LH	AISI 316Ti	-	8,5	109	12,7	-	

Part no.	Thread	Material	Nut	Dimensions (mm)				Male fitting
				A	B	C	⚙	
31320401A	1/2"x14NPTF	Steel	-	8,5	90	18	22	
31320405A	1/2"x14NPTF	AISI 316Ti	-	8,5	90	18	22	

Part no.	Thread	Material	Nut	Dimensions (mm)				Insert
				A	B	C	⚙	
Female swivel 24°/60°								
21320311A	G1/2"	Steel	51060311	8,5	73	-	27	
21320315A	G1/2"	AISI 316Ti	51060315	8,5	73	-	27	
Female swivel with O-Ring								
21320101A	M22x1.5	Steel	51360221	8,5	85	-	30	
21320241A	M24x1.5	Steel	51321206	8,5	80	-	32	
21320245A	M24x1.5	AISI 316Ti	51320205	8,5	80	-	36	
Type M female swivel								
21320641A	1"x12UNF	Steel	51360641	8,5	74	-	32	
21320645A	1"x12UNF	AISI 316Ti	51360645, 51360643	8,5	74	-	32	

Part no.	Thread	Material	Relief bores	Dimensions (mm)				Swivel nut
				A	B	C	⚙	
Swivel nut								
51360641	1"x12UNF	Steel	1 radial	16,8	28	22	32	
51360643	1"x12UNF	Stainless steel	1 radial	16,8	28	22	32	
51360645	1"x12UNF	AISI 316Ti	1 radial	16,8	28	22	32	
51060311	G1/2"	Steel	1 radial	16,7	23,5	13,5	27	
51060315	G1/2"	AISI 316Ti	1 radial	16,7	23,5	13,5	27	
51360221	M22x1.5	Steel	1 radial	16,8	25	14	30	
51321206	M24x1.5	Steel	2 axial	16,8	23	16	32	
51320205	M24x1.5	AISI 316Ti	1 radial	16,8	23	16	32	

Production-related variations of the burst pressure of up to 5 % are possible.

The safety factors between the burst pressure and the working pressure as well as the test pressure depend on the operating conditions. For gaseous media the outer cover is to be pinpricked.

Regarding the safety factor for gaseous media please contact your local SPIR STAR® assembling center.

The indicated working pressure refers to the hose only. Depending on the used fitting the permitted working pressure of a hose assembly may be less.

BLAST PRO fittings may only be used for tube cleaning operations inside the tube. They have not been designed for the use outside of tubes.

We reserve our rights for technical changes without notice. Subject to printing errors.

Hose Type I3/2W

ID13 - Series: A



Applications

Hydraulics:

Pressure test equipment (valves, tooling and control panels), hydraulic tools (instrumentation packages for gauges, control of service equipment, hydraulic jacks, hydraulic tools)

Oil and Gas:

Grease injection, control of subsea hydraulic components, nitrogen service, Gaseous media handling

Technical Information

Inner Core:

Polyamide (PA)

Pressure Support:

2 open layers, 2 dense layers of high-tensile steel wire

Outer Cover:

Polyurethane (PUR)

Colour:

Black

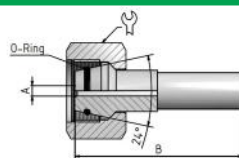
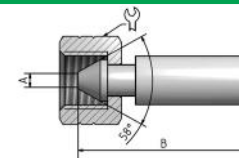
Temperature:

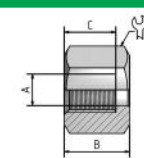
-30°C to +60°C [-22°F to 140°F]

Ø ID	Ø OD	Working Pressure	Burst Pressure	Bend Radius	Weight	Insert ID
12,8 mm	20,8 mm	1.040 bar	2.600 bar	150 mm	0,590 kg/m	8,5 mm
0,50 inch	0,82 inch	15.080 psi	37.700 psi	5,91 inch	0,395 lbs/ft	0,33 inch

Part no.	Thread	Material	Dimensions (mm)				Sleeve
			A	B	C	⚙	
Sleeve							
I1330191W	-	Steel	27,2	58	-	-	
I1330195W	-	AISI 316Ti	27,2	58	-	-	

Part no.	Thread	Material	Nut	Dimensions (mm)				Insert
				A	B	C	⚙	
MP fitting								
41320205A	9/16"x18UNF LH	AISI 316Ti	-	8,5	109	12,7	-	
Male fitting								
31320401A	1/2"x14NPTF	Steel	-	8,5	90	18	22	
31320405A	1/2"x14NPTF	AISI 316Ti	-	8,5	90	18	22	
Female swivel 24°/60°								
21320311A	G1/2"	Steel	51060311	8,5	73	-	27	
21320315A	G1/2"	AISI 316Ti	51060315	8,5	73	-	27	

Part no.	Thread	Material	Nut	Dimensions (mm)				Insert
				A	B	C	⌀	
Female swivel with O-Ring								
21320101A	M22x1.5	Steel	51360221	8,5	85	-	30	
21320241A	M24x1.5	Steel	51321206	8,5	80	-	32	
21320245A	M24x1.5	AISI 316Ti	51320205	8,5	80	-	36	
Type M female swivel								
21320641A	1"x12UNF	Steel	51360641	8,5	74	-	32	
21320645A	1"x12UNF	AISI 316Ti	51360645, 51360643	8,5	74	-	32	

Part no.	Thread	Material	Relief bores	Dimensions (mm)				Swivel nut
				A	B	C	⌀	
Swivel nut								
51360641	1"x12UNF	Steel	1 radial	16,8	28	22	32	
51360643	1"x12UNF	Stainless steel	1 radial	16,8	28	22	32	
51360645	1"x12UNF	AISI 316Ti	1 radial	16,8	28	22	32	
51060311	G1/2"	Steel	1 radial	16,7	23,5	13,5	27	
51060315	G1/2"	AISI 316Ti	1 radial	16,7	23,5	13,5	27	
51360221	M22x1.5	Steel	1 radial	16,8	25	14	30	
51321206	M24x1.5	Steel	2 axial	16,8	23	16	32	
51320205	M24x1.5	AISI 316Ti	1 radial	16,8	23	16	32	

Production-related variations of the burst pressure of up to 5 % are possible.

The safety factors between the burst pressure and the working pressure as well as the test pressure depend on the operating conditions. For gaseous media the outer cover is to be pinpricked.

Regarding the safety factor for gaseous media please contact your local SPIR STAR® assembling center.

The indicated working pressure refers to the hose only. Depending on the used fitting the permitted working pressure of a hose assembly may be less.

BLAST PRO fittings may only be used for tube cleaning operations inside the tube. They have not been designed for the use outside of tubes.

We reserve our rights for technical changes without notice. Subject to printing errors.

Hose Type I3/2WR

Silver Mongoose

ID13 - Series: O



Applications

- Waterblast:** Heat exchanger tube cleaning, surface preparation (concrete removal, surface cleaning of buildings, paint removal)
- Hydraulics:** Pressure test equipment (valves, tooling and control panels)
- Oil and Gas:** Grease injection, nitrogen service, Gaseous media handling

Technical Information

- Inner Core:** Polyamide (PA)
- Pressure Support:** 2 open layers, 2 dense layers of high-tensile steel wire
- Outer Cover:** Polyurethane (PUR)
- Colour:** Silver
- Temperature:** -30°C to +60°C [-22°F to 140°F]

Ø ID	Ø OD	Working Pressure	Burst Pressure	Bend Radius	Weight	Insert ID
12,8 mm	22,2 mm	1.040 bar	2.600 bar	150 mm	0,590 kg/m	7,5 mm
0,50 inch	0,87 inch	15.080 psi	37.700 psi	5,91 inch	0,395 lbs/ft	0,30 inch

Part no.	Thread	Material	Dimensions (mm)				Sleeve
			A	B	C	⚙	
Sleeve							
I1330206WR	-	Steel	27,5	64	-	-	
I1330205WR	-	AISI 316Ti	27,5	60	-	-	

Part no.	Thread	Material	Nut	Dimensions (mm)				Insert
				A	B	C	⚙	
MP fitting								
41360205O	9/16"x18UNF LH	AISI 316Ti	-	7,5	118	13	-	

Male fitting								
Part no.	Thread	Material	Nut	Dimensions (mm)				Insert
A	B	C	⚙					
31360401O	1/2"x14NPTF	Steel	-	7,5	99	18	22	
31360405O	1/2"x14NPTF	AISI 316Ti	-	7,5	99	18	22	

Female swivel 24°/60°								
Part no.	Thread	Material	Nut	Dimensions (mm)				Insert
A	B	C	⚙					
21360332O	G1/2"	Steel	51060311	7,5	81	-	27	
21360335O	G1/2"	AISI 316Ti	51060315	7,5	81	-	27	

Hose Type I3/2WR

Silver Mongoose

ID13 - Series: O



Part no.	Thread	Material	Nut	Dimensions (mm)				Insert
				A	B	C	⌀	
Female swivel with O-Ring								
21360122O	M22x1.5	Steel	51360221	7,5	97	-	30	
21360242O	M24x1.5	Steel	51321206	7,5	89	-	32	
21360245O	M24x1.5	AISI 316Ti	51320205	7,5	89	-	36	
Type M female swivel								
21360642O	1"x12UNF	Steel	51360641	7,5	84	-	32	
21360645O	1"x12UNF	AISI 316Ti	51360645	7,5	84	-	32	

Part no.	Thread	Material	Relief bores	Dimensions (mm)				Swivel nut
				A	B	C	⌀	
Swivel nut								
51360641	1"x12UNF	Steel	1 radial	16,8	28	22	32	
51360645	1"x12UNF	AISI 316Ti	1 radial	16,8	28	22	32	
51060311	G1/2"	Steel	1 radial	16,7	23,5	13,5	27	
51060315	G1/2"	AISI 316Ti	1 radial	16,7	23,5	13,5	27	
51360221	M22x1.5	Steel	1 radial	16,8	25	14	30	
51360201	M24x1.5	Steel	1 radial	16,8	23	16	32	
51321206	M24x1.5	Steel	2 axial	16,8	23	16	32	
51320205	M24x1.5	AISI 316Ti	1 radial	16,8	23	16	32	

Production-related variations of the burst pressure of up to 5 % are possible.

The safety factors between the burst pressure and the working pressure as well as the test pressure depend on the operating conditions. For gaseous media the outer cover is to be pinpricked.

Regarding the safety factor for gaseous media please contact your local SPIR STAR® assembling center.

The indicated working pressure refers to the hose only. Depending on the used fitting the permitted working pressure of a hose assembly may be less.

BLAST PRO fittings may only be used for tube cleaning operations inside the tube. They have not been designed for the use outside of tubes.

We reserve our rights for technical changes without notice. Subject to printing errors.



Hose Type I3/4

ID13 - Series: B and C



Applications

- Waterblast:** Heat exchanger tube cleaning, surface preparation (concrete removal, surface cleaning of buildings, paint removal), tank and vessel cleaning, ultra high-pressure waterjet cutting and hydro demolition (cutting and demolition of armoured concrete, pipelines, paper or steel)
- Hydraulics:** Pressure test equipment (valves, tooling and control panels), hydraulic tools (instrumentation packages for gauges, control of service equipment, hydraulic jacks, hydraulic tools)
- Oil and Gas:** Grease injection, chemical injection, control of subsea hydraulic components, nitrogen service, Gaseous media handling

Technical Information

- Inner Core:** Polyamide (PA)
- Pressure Support:** 4 layers of high-tensile steel wire
- Outer Cover:** Polyamide (PA)
- Colour:** Grey
- Temperature:** -30°C to +60°C [-22°F to 140°F]

Ø ID	Ø OD	Working Pressure	Burst Pressure	Bend Radius	Weight	Insert ID
12,8 mm	21,4 mm	1.300 bar	3.250 bar	200 mm	0,800 kg/m	7,5 mm
0,50 inch	0,84 inch	18.850 psi	47.125 psi	7,87 inch	0,536 lbs/ft	0,30 inch

Part no.	Thread	Material	Dimensions (mm)				⚙	Sleeve
			A	B	C			
Sleeve								
11340122	-	Steel	27,4	64	-	-		
11340125	-	AISI 316Ti	27,4	64	-	-		

Part no.	Thread	Material	Nut	Dimensions (mm)				⚙	Insert
				A	B	C			
HP fitting									
41360214C	9/16"x18UNF LH	Stainless steel	-	7,5	118	24	-		
MP fitting									
41360204C	3/4"x16UNF LH	Stainless steel	-	7,5	121	25	-		

Part no.	Thread	Material	Nut	Dimensions (mm)				Insert
				A	B	C	⚙️	
Female swivel 24°/60°								
21340314B	G1/2"	Stainless steel	51060315, 51060311	7,5	81	-	27	
Female swivel with O-Ring								
21360244C	M24x1.5	Stainless steel	51320205, 51321206	7,5	89	-	32	
Type M female swivel								
21360644C	1"x12UNF	Stainless steel	51360645, 51360641, 51360643	7,5	84	-	32	

Part no.	Thread	Material	Relief bores	Dimensions (mm)				Swivel nut
				A	B	C	⚙️	
Swivel nut								
51360641	1"x12UNF	Steel	1 radial	16,8	28	22	32	
51360643	1"x12UNF	Stainless steel	1 radial	16,8	28	22	32	
51360645	1"x12UNF	AISI 316Ti	1 radial	16,8	28	22	32	
51060315	G1/2"	AISI 316Ti	1 radial	16,7	23,5	13,5	27	
51060311	G1/2"	Steel	1 radial	16,7	23,5	13,5	27	
51321206	M24x1.5	Steel	2 axial	16,8	23	16	32	
51320205	M24x1.5	AISI 316Ti	1 radial	16,8	23	16	32	

Production-related variations of the burst pressure of up to 5 % are possible.

The safety factors between the burst pressure and the working pressure as well as the test pressure depend on the operating conditions. For gaseous media the outer cover is to be pinpricked.

Regarding the safety factor for gaseous media please contact your local SPIR STAR® assembling center.

The indicated working pressure refers to the hose only. Depending on the used fitting the permitted working pressure of a hose assembly may be less.

BLAST PRO fittings may only be used for tube cleaning operations inside the tube. They have not been designed for the use outside of tubes.

We reserve our rights for technical changes without notice. Subject to printing errors.

Hose Type I3/4H

ID13 - Series: B and C




Applications

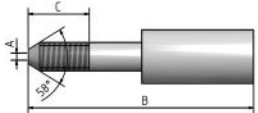
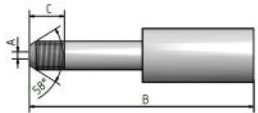
- Waterblast:** Heat exchanger tube cleaning, surface preparation (concrete removal, surface cleaning of buildings, paint removal), tank and vessel cleaning, ultra high-pressure waterjet cutting and hydro demolition (cutting and demolition of armoured concrete, pipelines, paper or steel)
- Hydraulics:** Pressure test equipment (valves, tooling and control panels), hydraulic tools (instrumentation packages for gauges, control of service equipment, hydraulic jacks, hydraulic tools)
- Oil and Gas:** Grease injection, chemical injection, control of subsea hydraulic components, nitrogen service, Gaseous media handling

Technical Information

- Inner Core:** Polyamide (PA)
Pressure Support: 4 layers of high-tensile steel wire
Outer Cover: Polyamide (PA)
Colour: Grey
Temperature: -30°C to +60°C [-22°F to 140°F]

Ø ID	Ø OD	Working Pressure	Burst Pressure	Bend Radius	Weight	Insert ID
12,8 mm	22,0 mm	1.400 bar	3.500 bar	200 mm	0,880 kg/m	7,5 mm
0,50 inch	0,87 inch	20.300 psi	50.750 psi	7,87 inch	0,590 lbs/ft	0,30 inch

Part no.	Thread	Material	Dimensions (mm)				⚙	Sleeve
			A	B	C			
Sleeve								
I1340232	-	Steel	29,5	63	-	-		

Part no.	Thread	Material	Nut	Dimensions (mm)				⚙	Insert
				A	B	C			
HP fitting									
41360214C	9/16"x18UNF LH	Stainless steel	-	7,5	118	24	-		
MP fitting									
41360204C	3/4"x16UNF LH	Stainless steel	-	7,5	121	25	-		



Part no.	Thread	Material	Nut	Dimensions (mm)				Insert
				A	B	C	⚙️	
Female swivel 24°/60°								
21340314B	G1/2"	Stainless steel	51060315, 51060311	7,5	81	-	27	
Female swivel with O-Ring								
21360244C	M24x1.5	Stainless steel	51320205, 51321206	7,5	89	-	32	
Type M female swivel								
21360644C	1"x12UNF	Stainless steel	51360645, 51360641, 51360643	7,5	84	-	32	

Part no.	Thread	Material	Relief bores	Dimensions (mm)				Swivel nut
				A	B	C	⚙️	
Swivel nut								
51360641	1"x12UNF	Steel	1 radial	16,8	28	22	32	
51360643	1"x12UNF	Stainless steel	1 radial	16,8	28	22	32	
51360645	1"x12UNF	AISI 316Ti	1 radial	16,8	28	22	32	
51060311	G1/2"	Steel	1 radial	16,7	23,5	13,5	27	
51060315	G1/2"	AISI 316Ti	1 radial	16,7	23,5	13,5	27	
51321206	M24x1.5	Steel	2 axial	16,8	23	16	32	
51320205	M24x1.5	AISI 316Ti	1 radial	16,8	23	16	32	

Production-related variations of the burst pressure of up to 5 % are possible.

The safety factors between the burst pressure and the working pressure as well as the test pressure depend on the operating conditions. For gaseous media the outer cover is to be pinpricked.

Regarding the safety factor for gaseous media please contact your local SPIR STAR® assembling center.

The indicated working pressure refers to the hose only. Depending on the used fitting the permitted working pressure of a hose assembly may be less.

BLAST PRO fittings may only be used for tube cleaning operations inside the tube. They have not been designed for the use outside of tubes.

We reserve our rights for technical changes without notice. Subject to printing errors.

Hose Type I3/6

ID13 - Series: C



Applications

- Waterblast:** Surface preparation (concrete removal, surface cleaning of buildings, paint removal), tank and vessel cleaning, ultra high-pressure waterjet cutting and hydro demolition (cutting and demolition of armoured concrete, pipelines, paper or steel)
- Hydraulics:** Hydraulic tools (instrumentation packages for gauges, control of service equipment, hydraulic jacks, hydraulic tools)
- Oil and Gas:** Grease injection, nitrogen service



Technical Information

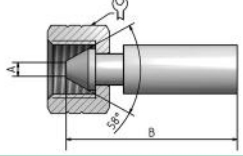
- Inner Core:** Polyamide (PA)
- Pressure Support:** 6 layers of high-tensile steel wire
- Outer Cover:** Polyamide (PA)
- Colour:** Blue
- Temperature:** -30°C to +60°C [-22°F to 140°F]

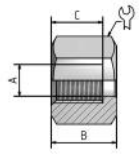
Ø ID	Ø OD	Working Pressure	Burst Pressure	Bend Radius	Weight	Insert ID
12,8 mm	23,4 mm	1.800 bar	4.500 bar	300 mm	1,160 kg/m	7,5 mm
0,50 inch	0,92 inch	26.100 psi	65.250 psi	11,81 inch	0,777 lbs/ft	0,30 inch

Part no.	Thread	Material	Dimensions (mm)				Sleeve
			A	B	C	⚙	
Sleeve							
I1360132	-	Steel	30,2	64	-	-	
I1360135	-	AISI 316Ti	30,2	64	-	-	

Part no.	Thread	Material	Nut	Dimensions (mm)				Insert
				A	B	C	⚙	
HP fitting								
41360214C	9/16"x18UNF LH	Stainless steel	-	7,5	118	24	-	
MP fitting								
41360204C	3/4"x16UNF LH	Stainless steel	-	7,5	121	25	-	

Female swivel with O-Ring								
21360244C	M24x1.5	Stainless steel	51361206	7,5	89	-	32	

Part no.	Thread	Material	Nut	Dimensions (mm)				Insert
				A	B	C	W	
Type M female swivel								
21360644C	1"x12UNF	Stainless steel	51360645, 51360641, 51360643	7,5	84	-	32	

Part no.	Thread	Material	Relief bores	Dimensions (mm)				Swivel nut
				A	B	C	W	
Swivel nut								
51360641	1"x12UNF	Steel	1 radial	16,8	28	22	32	
51360643	1"x12UNF	Stainless steel	1 radial	16,8	28	22	32	
51360645	1"x12UNF	AISI 316Ti	1 radial	16,8	28	22	32	
51361206	M24x1.5	Steel	2 axial	16,8	28	21	32	

Production-related variations of the burst pressure of up to 5 % are possible.

The safety factors between the burst pressure and the working pressure as well as the test pressure depend on the operating conditions. For gaseous media the outer cover is to be pinpricked.

Regarding the safety factor for gaseous media please contact your local SPIR STAR® assembling center.

The indicated working pressure refers to the hose only. Depending on the used fitting the permitted working pressure of a hose assembly may be less.

BLAST PRO fittings may only be used for tube cleaning operations inside the tube. They have not been designed for the use outside of tubes.

We reserve our rights for technical changes without notice. Subject to printing errors.

Hose Type I3/6H

ID13 - Series: C




Applications

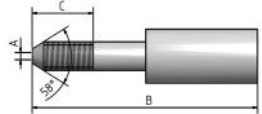
- Waterblast:** Surface preparation (concrete removal, surface cleaning of buildings, paint removal), tank and vessel cleaning
- Hydraulics:** Hydraulic tools (instrumentation packages for gauges, control of service equipment, hydraulic jacks, hydraulic tools)
- Oil and Gas:** Grease injection, nitrogen service

Technical Information

- Inner Core:** Polyoxymethylene (POM)
- Pressure Support:** 6 layers of high-tensile steel wire
- Outer Cover:** Polyamide (PA)
- Colour:** Red
- Temperature:** -30°C to +60°C [-22°F to 140°F]

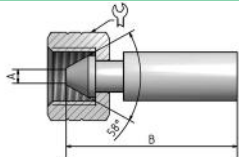
Ø ID	Ø OD	Working Pressure	Burst Pressure	Bend Radius	Weight	Insert ID
12,7 mm	24,8 mm	2.000 bar	5.000 bar	300 mm	1,200 kg/m	7,5 mm
0,50 inch	0,98 inch	29.000 psi	72.500 psi	11,81 inch	0,804 lbs/ft	0,30 inch

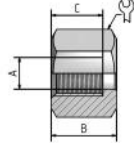
Part no.	Thread	Material	Dimensions (mm)				Sleeve
			A	B	C	⚙	
Sleeve							
11360232	-	Steel	30,2	64	-	-	

Part no.	Thread	Material	Nut	Dimensions (mm)				Insert
				A	B	C	⚙	
HP fitting								
41360214C	9/16"x18UNF LH	Stainless steel	-	7,5	118	24	-	

Part no.	Thread	Material	Nut	Dimensions (mm)				Insert
				A	B	C	⚙	
MP fitting								
41360204C	3/4"x16UNF LH	Stainless steel	-	7,5	121	25	-	

Part no.	Thread	Material	Nut	Dimensions (mm)				Insert
				A	B	C	⚙	
Female swivel with O-Ring								
21360244C	M24x1.5	Stainless steel	51361206	7,5	89	-	32	

Part no.	Thread	Material	Nut	Dimensions (mm)				Insert
				A	B	C	⚙️	
Type M female swivel								
21360644C	1"x12UNF	Stainless steel	51360645, 51360641, 51360643	7,5	84	-	32	

Part no.	Thread	Material	Relief bores	Dimensions (mm)				Swivel nut
				A	B	C	⚙️	
Swivel nut								
51360641	1"x12UNF	Steel	1 radial	16,8	28	22	32	
51360643	1"x12UNF	Stainless steel	1 radial	16,8	28	22	32	
51360645	1"x12UNF	AISI 316Ti	1 radial	16,8	28	22	32	
51361206	M24x1.5	Steel	2 axial	16,8	28	21	32	

Production-related variations of the burst pressure of up to 5 % are possible.

The safety factors between the burst pressure and the working pressure as well as the test pressure depend on the operating conditions. For gaseous media the outer cover is to be pinpricked.

Regarding the safety factor for gaseous media please contact your local SPIR STAR® assembling center.

The indicated working pressure refers to the hose only. Depending on the used fitting the permitted working pressure of a hose assembly may be less.

BLAST PRO fittings may only be used for tube cleaning operations inside the tube. They have not been designed for the use outside of tubes.

We reserve our rights for technical changes without notice. Subject to printing errors.



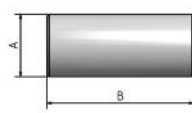
Applications

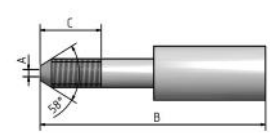
- Waterblast:** Heat exchanger tube cleaning, surface preparation (concrete removal, surface cleaning of buildings, paint removal), tank and vessel cleaning, ultra high-pressure waterjet cutting and hydro demolition (cutting and demolition of armoured concrete, pipelines, paper or steel)
- Hydraulics:** Pressure test equipment (valves, tooling and control panels)
- Oil and Gas:** Gaseous media handling

Technical Information

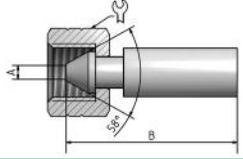
- Inner Core:** Polyoxymethylene (POM)
- Pressure Support:** 8 layers of high-tensile steel wire
- Outer Cover:** Polyamide (PA)
- Colour:** Chrome yellow
- Temperature:** -30°C to +60°C [-22°F to 140°F]

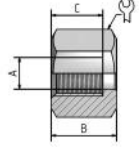
Ø ID	Ø OD	Working Pressure	Burst Pressure	Bend Radius	Weight	Insert ID
12,8 mm	27,7 mm	2.800 bar	6.000 bar	350 mm	2,085 kg/m	7,5 mm
0,50 inch	1,09 inch	40.600 psi	87.000 psi	13,78 inch	1,397 lbs/ft	0,30 inch

Part no.	Thread	Material	Nut	Dimensions (mm)			⚙	Sleeve
				A	B	C		
Sleeve								
I1380116	-	Steel	-	31,6	80	-	-	

Part no.	Thread	Material	Nut	Dimensions (mm)			⚙	Insert
				A	B	C		
HP fitting								
41360104E	M18x1.5 LH	Stainless steel	-	7,5	147	28	-	
41360214E	9/16"x18UNF LH	Stainless steel	-	7,5	127	24	-	

Part no.	Thread	Material	Nut	Dimensions (mm)			⚙	Insert
				A	B	C		
Female swivel with O-Ring								
21360244E	M24x1,5	Stainless steel	51361206	7,5	105	-	32	

Part no.	Thread	Material	Nut	Dimensions (mm)				Insert
				A	B	C	⌀	
Type M female swivel								
21360644E	1"x12UNF	Stainless steel	51360645, 51360641, 51360643	7,5	96	-	32	

Part no.	Thread	Material	Relief bores	Dimensions (mm)				Swivel nut
				A	B	C	⌀	
Swivel nut								
51360641	1"x12UNF	Steel	1 radial	16,8	28	22	32	
51360643	1"x12UNF	Stainless steel	1 radial	16,8	28	22	32	
51360645	1"x12UNF	AISI 316Ti	1 radial	16,8	28	22	32	
51361206	M24x1.5	Steel	2 axial	16,8	28	21	32	

Production-related variations of the burst pressure of up to 5 % are possible.

The safety factors between the burst pressure and the working pressure as well as the test pressure depend on the operating conditions. For gaseous media the outer cover is to be pinpricked.

Regarding the safety factor for gaseous media please contact your local SPIR STAR® assembling center.

The indicated working pressure refers to the hose only. Depending on the used fitting the permitted working pressure of a hose assembly may be less.

BLAST PRO fittings may only be used for tube cleaning operations inside the tube. They have not been designed for the use outside of tubes.

We reserve our rights for technical changes without notice. Subject to printing errors.

Hose Type I6/4

ID16 - Series: B




Applications

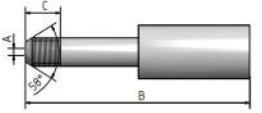
- Waterblast:** Heat exchanger tube cleaning, surface preparation (concrete removal, surface cleaning of buildings, paint removal), tank and vessel cleaning
- Hydraulics:** Pressure test equipment (valves, tooling and control panels), hydraulic tools (instrumentation packages for gauges, control of service equipment, hydraulic jacks, hydraulic tools)
- Oil and Gas:** Grease injection, chemical injection, control of subsea hydraulic components, nitrogen service, Gaseous media handling

Technical Information

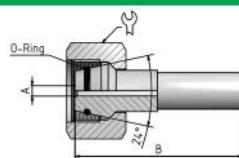
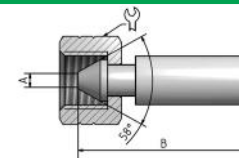
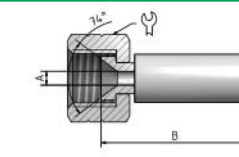
- Inner Core:** Polyamide (PA)
- Pressure Support:** 4 layers of high-tensile steel wire
- Outer Cover:** Polyamide (PA)
- Colour:** Grey
- Temperature:** -30°C to +60°C [-22°F to 140°F]

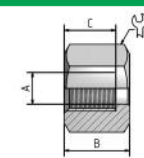
Ø ID	Ø OD	Working Pressure	Burst Pressure	Bend Radius	Weight	Insert ID
16,0 mm	25,5 mm	1.040 bar	2.600 bar	250 mm	1,002 kg/m	10,5 mm
0,63 inch	1,00 inch	15.080 psi	37.700 psi	9,84 inch	0,671 lbs/ft	0,41 inch

Part no.	Thread	Material	Dimensions (mm)				Sleeve
			A	B	C	⚙	
Sleeve							
11640112	-	Steel	32,7	69	-	-	

Part no.	Thread	Material	Nut	Dimensions (mm)				Insert
				A	B	C	⚙	
MP fitting								
41640305B	3/4"x16UNF LH	AISI 316Ti	-	10,5	120	18	-	

Part no.	Thread	Material	Nut	Dimensions (mm)				Insert
				A	B	C	⚙	
Male fitting								
31640401B	3/4"x14NPT	Steel	-	10,5	101	18	27	

Part no.	Thread	Material	Nut	Dimensions (mm)				Insert
				A	B	C	⚙️	
Female swivel with O-Ring								
21640101B	M30x2	Steel	51640201	10,5	98	-	41	
Type M female swivel								
21640605B	1 5/16"x12UN	AISI 316Ti	52040645	10,5	99	-	46	
JIC female swivel								
21640645B	1 1/16"x12UN	AISI 316Ti	51640605	10,5	84	-	36	

Part no.	Thread	Material	Relief bores	Dimensions (mm)				Swivel nut
				A	B	C	⚙️	
Swivel nut								
51640605	1 1/16"x12UN	AISI 316Ti	1 radial	20,1	29	23	36	
52040645	1 5/16"x12UN	AISI 316Ti	1 radial	25,5	31,5	11,5	46	
51640201	M30x2	Steel	1 radial	20,5	28	15	41	

Production-related variations of the burst pressure of up to 5 % are possible.

The safety factors between the burst pressure and the working pressure as well as the test pressure depend on the operating conditions. For gaseous media the outer cover is to be pinpricked. Regarding the safety factor for gaseous media please contact your local SPIR STAR® assembling center.

The indicated working pressure refers to the hose only. Depending on the used fitting the permitted working pressure of a hose assembly may be less.

BLAST PRO fittings may only be used for tube cleaning operations inside the tube. They have not been designed for the use outside of tubes.

We reserve our rights for technical changes without notice. Subject to printing errors.

Hose Type I6/6

ID16 - Series: C



Applications

- Waterblast:** Surface preparation (concrete removal, surface cleaning of buildings, paint removal), tank and vessel cleaning
- Hydraulics:** Pressure test equipment (valves, tooling and control panels), hydraulic tools (instrumentation packages for gauges, control of service equipment, hydraulic jacks, hydraulic tools)
- Oil and Gas:** Grease injection, chemical injection, nitrogen service, Gaseous media handling

Technical Information

- Inner Core:** Polyamide (PA)
- Pressure Support:** 6 layers of high-tensile steel wire
- Outer Cover:** Polyamide (PA)
- Colour:** Blue
- Temperature:** -30°C to +60°C [-22°F to 140°F]

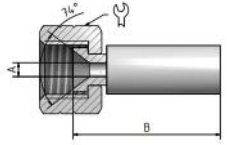
Ø ID	Ø OD	Working Pressure	Burst Pressure	Bend Radius	Weight	Insert ID
15,9 mm	27,7 mm	1.520 bar	3.800 bar	320 mm	1,480 kg/m	10,5 mm
0,63 inch	1,09 inch	22.040 psi	55.100 psi	12,60 inch	0,992 lbs/ft	0,41 inch

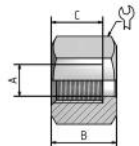
Part no.	Thread	Material	Dimensions (mm)				⚙	Sleeve
			A	B	C			
Sleeve								
11660102	-	Steel	35	68	-	-		

Part no.	Thread	Material	Nut	Dimensions (mm)				⚙	Insert
				A	B	C			
HP fitting									
41660114C	M18x1.5 LH	Stainless steel	-	10,5	141	28	-		

Part no.	Thread	Material	Nut	Dimensions (mm)				⚙	Insert
				A	B	C			
Female swivel with O-Ring									
21660104C	M30x2	Stainless steel	51640201	10,5	98	-	41		

Part no.	Thread	Material	Nut	Dimensions (mm)				⚙	Insert
				A	B	C			
Type M female swivel									
21660604C	1 5/16"x12UN	Stainless steel	52040645	10,5	100	-	46		

Part no.	Thread	Material	Nut	Dimensions (mm)				Insert
				A	B	C	⌀	
JIC female swivel								
21660644C	I 5/16"x12UN	Stainless steel	52040605	10,5	94	-	46	

Part no.	Thread	Material	Relief bores	Dimensions (mm)				Swivel nut
				A	B	C	⌀	
Swivel nut								
52040605	I 5/16"x12UN	AISI 316Ti	I radial	25,5	34,5	14,5	46	
52040645	I 5/16"x12UN	AISI 316Ti	I radial	25,5	31,5	11,5	46	
51640201	M30x2	Steel	I radial	20,5	28	15	41	

Production-related variations of the burst pressure of up to 5 % are possible.

The safety factors between the burst pressure and the working pressure as well as the test pressure depend on the operating conditions. For gaseous media the outer cover is to be pinpricked. Regarding the safety factor for gaseous media please contact your local SPIR STAR® assembling center.

The indicated working pressure refers to the hose only. Depending on the used fitting the permitted working pressure of a hose assembly may be less.

BLAST PRO fittings may only be used for tube cleaning operations inside the tube. They have not been designed for the use outside of tubes.

We reserve our rights for technical changes without notice. Subject to printing errors.

Hose Type 16mmUHP®

ID16 - Series: C



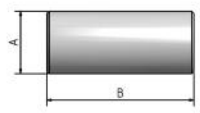
Applications

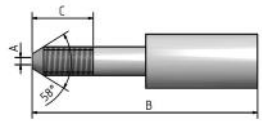
- Waterblast:** Surface preparation (concrete removal, surface cleaning of buildings, paint removal), tank and vessel cleaning, ultra high-pressure waterjet cutting and hydro demolition (cutting and demolition of armoured concrete, pipelines, paper or steel)
- Hydraulics:** Pressure test equipment (valves, tooling and control panels)
- Oil and Gas:** Gaseous media handling

Technical Information

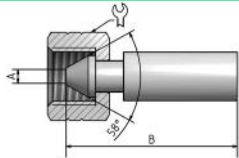
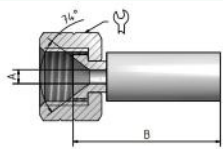
- Inner Core:** Polyoxymethylene (POM)
- Pressure Support:** 8 layers of high-tensile steel wire
- Outer Cover:** Polyamide (PA)
- Colour:** Chrome yellow
- Temperature:** -30°C to +60°C [-22°F to 140°F]

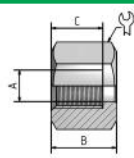
Ø ID	Ø OD	Working Pressure	Burst Pressure	Bend Radius	Weight	Insert ID
15,9 mm	31,8 mm	2.000 bar	5.000 bar	400 mm	2,523 kg/m	10,5 mm
0,63 inch	1,25 inch	29.000 psi	72.500 psi	15,75 inch	1,690 lbs/ft	0,41 inch

Part no.	Thread	Material	Dimensions (mm)				⚙	Sleeve
			A	B	C			
11680242	-	Steel	35	72	-	-		

Part no.	Thread	Material	Nut	Dimensions (mm)				⚙	Insert
				A	B	C			
41660114C	M18x1.5 LH	Stainless steel	-	10,5	141	28	-		

Part no.	Thread	Material	Nut	Dimensions (mm)				⚙	Insert
				A	B	C			
21660104C	M30x2	Stainless steel	51640201	10,5	98	-	41		

Part no.	Thread	Material	Nut	Dimensions (mm)				Insert
				A	B	C	⚙	
Type M female swivel								
21660604C	I 5/16"x12UN	Stainless steel	52040645	10,5	100	-	46	
JIC female swivel								
21660644C	I 5/16"x12UN	Stainless steel	52040605	10,5	94	-	46	

Part no.	Thread	Material	Relief bores	Dimensions (mm)				Swivel nut
				A	B	C	⚙	
Swivel nut								
52040605	I 5/16"x12UN	AISI 316Ti	I radial	25,5	34,5	14,5	46	
52040645	I 5/16"x12UN	AISI 316Ti	I radial	25,5	31,5	11,5	46	
51640201	M30x2	Steel	I radial	20,5	28	15	41	

Production-related variations of the burst pressure of up to 5 % are possible.

The safety factors between the burst pressure and the working pressure as well as the test pressure depend on the operating conditions. For gaseous media the outer cover is to be pinpricked. Regarding the safety factor for gaseous media please contact your local SPIR STAR® assembling center.

The indicated working pressure refers to the hose only. Depending on the used fitting the permitted working pressure of a hose assembly may be less.

BLAST PRO fittings may only be used for tube cleaning operations inside the tube. They have not been designed for the use outside of tubes.

We reserve our rights for technical changes without notice. Subject to printing errors.




Applications

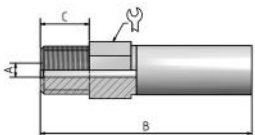
- Waterblast:** Heat exchanger tube cleaning, surface preparation (concrete removal, surface cleaning of buildings, paint removal), tank and vessel cleaning
- Hydraulics:** Pressure test equipment (valves, tooling and control panels)
- Oil and Gas:** Grease injection, nitrogen service

Technical Information

- Inner Core:** Polyamide (PA)
- Pressure Support:** 2 layers of high-tensile steel wire
- Outer Cover:** Polyamide (PA)
- Colour:** Green
- Temperature:** -30°C to +60°C [-22°F to 140°F]

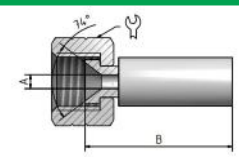
Ø ID	Ø OD	Working Pressure	Burst Pressure	Bend Radius	Weight	Insert ID
19,0 mm	26,2 mm	520 bar	1.300 bar	240 mm	0,750 kg/m	13,0 mm
0,75 inch	1,03 inch	7.540 psi	18.850 psi	9,45 inch	0,503 lbs/ft	0,51 inch

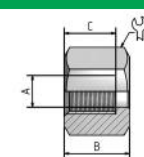
Part no.	Thread	Material	Dimensions (mm)				Sleeve
			A	B	C	⚙	
Sleeve							
12020101	-	Steel	34,2	69	-	-	

Part no.	Thread	Material	Nut	Dimensions (mm)				Insert
				A	B	C	⚙	
Male fitting								
32020421A	1"x11 1/2NPT	Steel	-	13	111	25	36	
32020425A	1"x11 1/2NPT	AISI 316Ti	-	13	111	25	36	

Female swivel with O-Ring								
22020201A	M36x2	Steel	52040211	13	115	-	46	

Type M female swivel								
22020645A	1 5/16"x12UN	AISI 316Ti	52040645	13	89	-	46	

Part no.	Thread	Material	Nut	Dimensions (mm)				Insert
				A	B	C	⌀	
JIC female swivel								
22020605A	1 5/16"x12UN	AISI 316Ti	52040605	13	87	-	46	

Part no.	Thread	Material	Relief bores	Dimensions (mm)				Swivel nut
				A	B	C	⌀	
Swivel nut								
52040605	1 5/16"x12UN	AISI 316Ti	1 radial	25,5	34,5	14,5	46	
52040645	1 5/16"x12UN	AISI 316Ti	1 radial	25,5	31,5	11,5	46	
52040211	M36x2	Steel	1 radial	25,5	30	18	46	

Production-related variations of the burst pressure of up to 5 % are possible.

The safety factors between the burst pressure and the working pressure as well as the test pressure depend on the operating conditions. For gaseous media the outer cover is to be pinpricked. Regarding the safety factor for gaseous media please contact your local SPIR STAR® assembling center.

The indicated working pressure refers to the hose only. Depending on the used fitting the permitted working pressure of a hose assembly may be less.

BLAST PRO fittings may only be used for tube cleaning operations inside the tube. They have not been designed for the use outside of tubes.

We reserve our rights for technical changes without notice. Subject to printing errors.

Hose Type 20/2W

ID20 - Series: A



Applications

Hydraulics:

Pressure test equipment (valves, tooling and control panels), hydraulic tools (instrumentation packages for gauges, control of service equipment, hydraulic jacks, hydraulic tools)

Oil and Gas:

Grease injection, control of subsea hydraulic components, nitrogen service, Gaseous media handling



Technical Information

Inner Core:

Polyamide (PA)

Pressure Support:

2 open layers, 2 dense layers of high-tensile steel wire

Outer Cover:

Polyurethane (PUR)

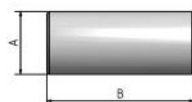
Colour:

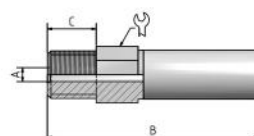
Black

Temperature:

-30°C to +60°C [-22°F to 140°F]

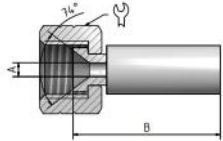
Ø ID	Ø OD	Working Pressure	Burst Pressure	Bend Radius	Weight	Insert ID
18,8 mm	29,5 mm	760 bar	1.900 bar	220 mm	1,160 kg/m	13,0 mm
0,74 inch	1,16 inch	11.020 psi	27.550 psi	8,66 inch	0,777 lbs/ft	0,51 inch

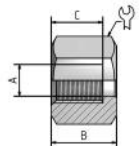
Part no.	Thread	Material	Dimensions (mm)				Sleeve
			A	B	C	⚙	
Sleeve							
12020191W	-	Steel	36,3	64	-	-	

Part no.	Thread	Material	Nut	Dimensions (mm)				Insert
				A	B	C	⚙	
Male fitting								
32020421A	1"x11 1/2NPT	Steel	-	13	111	25	36	
32020425A	1"x11 1/2NPT	AISI 316Ti	-	13	111	25	36	

Female swivel with O-Ring								
22020201A	M36x2	Steel	52040211	13	115	-	46	

Type M female swivel								
22020645A	1 5/16"x12UN	AISI 316Ti	52040645	13	89	-	46	

Part no.	Thread	Material	Nut	Dimensions (mm)				Insert
				A	B	C	⚙	
JIC female swivel								
22020605A	1 5/16"x12UN	AISI 316Ti	52040605	13	87	-	46	

Part no.	Thread	Material	Relief bores	Dimensions (mm)				Swivel nut
				A	B	C	⚙	
Swivel nut								
52040605	1 5/16"x12UN	AISI 316Ti	1 radial	25,5	34,5	14,5	46	
52040645	1 5/16"x12UN	AISI 316Ti	1 radial	25,5	31,5	11,5	46	
52040211	M36x2	Steel	1 radial	25,5	30	18	46	

Production-related variations of the burst pressure of up to 5 % are possible.

The safety factors between the burst pressure and the working pressure as well as the test pressure depend on the operating conditions. For gaseous media the outer cover is to be pinpricked. Regarding the safety factor for gaseous media please contact your local SPIR STAR® assembling center.

The indicated working pressure refers to the hose only. Depending on the used fitting the permitted working pressure of a hose assembly may be less.

BLAST PRO fittings may only be used for tube cleaning operations inside the tube. They have not been designed for the use outside of tubes.

We reserve our rights for technical changes without notice. Subject to printing errors.



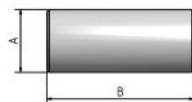
Applications

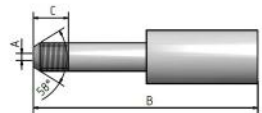
- Waterblast:** Heat exchanger tube cleaning, surface preparation (concrete removal, surface cleaning of buildings, paint removal), tank and vessel cleaning, ultra high-pressure waterjet cutting and hydro demolition (cutting and demolition of armoured concrete, pipelines, paper or steel)
- Hydraulics:** Pressure test equipment (valves, tooling and control panels), hydraulic tools (instrumentation packages for gauges, control of service equipment, hydraulic jacks, hydraulic tools)
- Oil and Gas:** Chemical injection, nitrogen service, Gaseous media handling

Technical Information

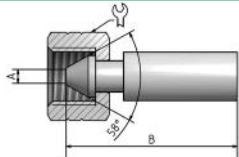
- Inner Core:** Polyamide (PA)
Pressure Support: 4 layers of high-tensile steel wire
Outer Cover: Polyamide (PA)
Colour: Grey
Temperature: -30°C to +60°C [-22°F to 140°F]

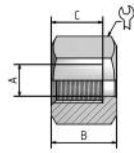
Ø ID	Ø OD	Working Pressure	Burst Pressure	Bend Radius	Weight	Insert ID
18,8 mm	28,8 mm	1.040 bar	2.600 bar	250 mm	1,350 kg/m	13,0 mm
0,74 inch	1,13 inch	15.080 psi	37.700 psi	9,84 inch	0,905 lbs/ft	0,51 inch

Part no.	Thread	Material	Dimensions (mm)				Sleeve
			A	B	C	⚙	
Sleeve							
12040131	-	Steel	36,9	72	-	-	

Part no.	Thread	Material	Nut	Dimensions (mm)				Insert
				A	B	C	⚙	
MP fitting								
42060304C	1"x14UNS LH	Stainless steel	-	13	158	30	-	

Female swivel with O-Ring								
Part no.	Thread	Material	Nut	Dimensions (mm)				
				A	B	C	⚙	
22060202C	M36x2	Steel	52040201	13	127	-	46	

Part no.	Thread	Material	Nut	Dimensions (mm)				Insert
				A	B	C	⌀	
Type M female swivel								
22060644C	1 5/16"x12UN	Stainless steel	52040645	13	107	-	46	

Part no.	Thread	Material	Relief bores	Dimensions (mm)				Swivel nut
				A	B	C	⌀	
Swivel nut								
52040645	1 5/16"x12UN	AISI 316Ti	1 radial	25,5	31,5	11,5	46	
52040201	M36x2	Steel	1 radial	25,5	38	22	46	

Production-related variations of the burst pressure of up to 5 % are possible.

The safety factors between the burst pressure and the working pressure as well as the test pressure depend on the operating conditions. For gaseous media the outer cover is to be pinpricked. Regarding the safety factor for gaseous media please contact your local SPIR STAR® assembling center.

The indicated working pressure refers to the hose only. Depending on the used fitting the permitted working pressure of a hose assembly may be less.

BLAST PRO fittings may only be used for tube cleaning operations inside the tube. They have not been designed for the use outside of tubes.

We reserve our rights for technical changes without notice. Subject to printing errors.



Applications

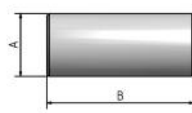
- Waterblast:** Surface preparation (concrete removal, surface cleaning of buildings, paint removal), tank and vessel cleaning, ultra high-pressure waterjet cutting and hydro demolition (cutting and demolition of armoured concrete, pipelines, paper or steel)
- Hydraulics:** Pressure test equipment (valves, tooling and control panels)
- Oil and Gas:** Chemical injection, nitrogen service, Gaseous media handling

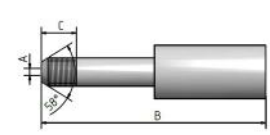


Technical Information

- Inner Core:** Polyamide (PA)
- Pressure Support:** 6 layers of high-tensile steel wire
- Outer Cover:** Polyamide (PA)
- Colour:** Blue
- Temperature:** -30°C to +60°C [-22°F to 140°F]


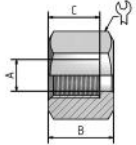
Ø ID	Ø OD	Working Pressure	Burst Pressure	Bend Radius	Weight	Insert ID
18,8 mm	32,8 mm	1.400 bar	3.500 bar	350 mm	2,170 kg/m	13,0 mm
0,74 inch	1,29 inch	20.300 psi	50.750 psi	13,78 inch	1,454 lbs/ft	0,51 inch

Part no.	Thread	Material	Nut	Dimensions (mm)			⚙	Sleeve
				A	B	C		
Sleeve								
12060116	-	Steel	-	37,2	86	-	-	

Part no.	Thread	Material	Nut	Dimensions (mm)			⚙	Insert
				A	B	C		
MP fitting								
42060304E	1"x14UNS LH	Stainless steel	-	13	171	30	-	

Part no.	Thread	Material	Nut	Dimensions (mm)			⚙	Insert
				A	B	C		
Female swivel with O-Ring								
22060202E	M36x2	Steel	52040201	13	126	-	46	

Part no.	Thread	Material	Nut	Dimensions (mm)			⚙	Insert
				A	B	C		
Type M female swivel								
22060644E	1 5/16"x12UN	Stainless steel	52040645	13	119	-	46	

Part no.	Thread	Material	Relief bores	Dimensions (mm)				Swivel nut
				A	B	C		
Swivel nut								
52040645	1 5/16"x12UN	AISI 316Ti	1 radial	25,5	31,5	11,5	46	
52040201	M36x2	Steel	1 radial	25,5	38	22	46	

Production-related variations of the burst pressure of up to 5 % are possible.

The safety factors between the burst pressure and the working pressure as well as the test pressure depend on the operating conditions. For gaseous media the outer cover is to be pinpricked. Regarding the safety factor for gaseous media please contact your local SPIR STAR® assembling center.

The indicated working pressure refers to the hose only. Depending on the used fitting the permitted working pressure of a hose assembly may be less.

BLAST PRO fittings may only be used for tube cleaning operations inside the tube. They have not been designed for the use outside of tubes.

We reserve our rights for technical changes without notice. Subject to printing errors.

Hose Type 25/2

ID25 - Series: T



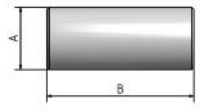
Applications

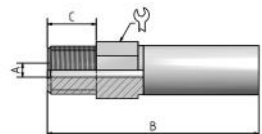
- Waterblast:** Heat exchanger tube cleaning, surface preparation (concrete removal, surface cleaning of buildings, paint removal)
- Hydraulics:** Pressure test equipment (valves, tooling and control panels)
- Oil and Gas:** Nitrogen service

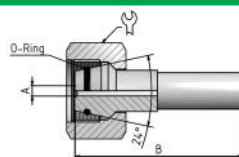
Technical Information

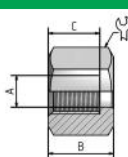
- Inner Core:** Polyamide (PA)
- Pressure Support:** 2 layers of high-tensile steel wire
- Outer Cover:** Polyamide (PA)
- Colour:** Green
- Temperature:** -30°C to +60°C [-22°F to 140°F]

Ø ID	Ø OD	Working Pressure	Burst Pressure	Bend Radius	Weight	Insert ID
24,8 mm	33,5 mm	440 bar	1.100 bar	300 mm	0,950 kg/m	16,5 mm
0,98 inch	1,32 inch	6.380 psi	15.950 psi	11,81 inch	0,636 lbs/ft	0,65 inch

Part no.	Thread	Material	Dimensions (mm)				Sleeve
			A	B	C	⚙	
Sleeve							
1252012I	-	Steel	40	75	-	-	

Part no.	Thread	Material	Nut	Dimensions (mm)				Insert
				A	B	C	⚙	
Male fitting								
32530411T	1"x11 1/2NPTF	Steel	-	16,5	120	25	36	
32530415T	1"x11 1/2NPTF	AISI 316Ti	-	16,5	120	25	36	

Part no.	Thread	Material	Nut	Dimensions (mm)				Insert
				A	B	C	⚙	
Female swivel with O-Ring								
22530201T	M42x2	Steel	52520201	16,5	110	-	50	

Part no.	Thread	Material	Relief bores	Dimensions (mm)				Swivel nut
				A	B	C	⚙	
Swivel nut								
52520201	M42x2	Steel	1 radial	30,2	34	22	50	

Production-related variations of the burst pressure of up to 5 % are possible.

The safety factors between the burst pressure and the working pressure as well as the test pressure depend on the operating conditions. For gaseous media the outer cover is to be pinpricked. Regarding the safety factor for gaseous media please contact your local SPIR STAR® assembling center.

The indicated working pressure refers to the hose only. Depending on the used fitting the permitted working pressure of a hose assembly may be less.

BLAST PRO fittings may only be used for tube cleaning operations inside the tube. They have not been designed for the use outside of tubes.

We reserve our rights for technical changes without notice. Subject to printing errors.

Hose Type 25/2W

ID25 - Series: T



Applications

Hydraulics:

Pressure test equipment (valves, tooling and control panels), hydraulic tools (instrumentation packages for gauges, control of service equipment, hydraulic jacks, hydraulic tools)

Oil and Gas:

Grease injection, control of subsea hydraulic components, nitrogen service, Gaseous media handling



Technical Information

Inner Core:

Polyamide (PA)

Pressure Support:

2 open layers, 2 dense layers of high-tensile steel wire

Outer Cover:

Polyurethane (PUR)

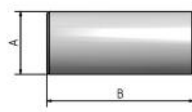
Colour:

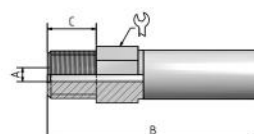
Black

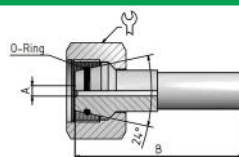
Temperature:

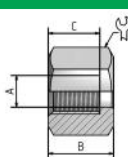
-30°C to +60°C [-22°F to 140°F]

Ø ID	Ø OD	Working Pressure	Burst Pressure	Bend Radius	Weight	Insert ID
25,0 mm	35,6 mm	640 bar	1.600 bar	280 mm	1,490 kg/m	16,5 mm
0,98 inch	1,40 inch	9.280 psi	23.200 psi	11,02 inch	0,998 lbs/ft	0,65 inch

Part no.	Thread	Material	Dimensions (mm)				Sleeve
			A	B	C	⚙	
Sleeve							
12530111W	-	Steel	44	74,5	-	-	

Part no.	Thread	Material	Nut	Dimensions (mm)				Insert
				A	B	C	⚙	
Male fitting								
32530411T	1"x11 1/2NPTF	Steel	-	16,5	120	25	36	
32530415T	1"x11 1/2NPTF	AISI 316Ti	-	16,5	120	25	36	

Part no.	Thread	Material	Nut	Dimensions (mm)				Insert
				A	B	C	⚙	
Female swivel with O-Ring								
22530201T	M42x2	Steel	52520201	16,5	110	-	50	

Part no.	Thread	Material	Relief bores	Dimensions (mm)				Swivel nut
				A	B	C	⚙	
Swivel nut								
52520201	M42x2	Steel	1 radial	30,2	34	22	50	

Production-related variations of the burst pressure of up to 5 % are possible.

The safety factors between the burst pressure and the working pressure as well as the test pressure depend on the operating conditions. For gaseous media the outer cover is to be pinpricked. Regarding the safety factor for gaseous media please contact your local SPIR STAR® assembling center.

The indicated working pressure refers to the hose only. Depending on the used fitting the permitted working pressure of a hose assembly may be less.

BLAST PRO fittings may only be used for tube cleaning operations inside the tube. They have not been designed for the use outside of tubes.

We reserve our rights for technical changes without notice. Subject to printing errors.

Hose Type 25/4

ID25 - Series: B



Applications

- Waterblast:** Heat exchanger tube cleaning, surface preparation (concrete removal, surface cleaning of buildings, paint removal), tank and vessel cleaning, ultra high-pressure waterjet cutting and hydro demolition (cutting and demolition of armoured concrete, pipelines, paper or steel)
- Hydraulics:** Pressure test equipment (valves, tooling and control panels), hydraulic tools (instrumentation packages for gauges, control of service equipment, hydraulic jacks, hydraulic tools)
- Oil and Gas:** Chemical injection, nitrogen service, Gaseous media handling



Technical Information

- Inner Core:** Polyamide (PA)
Pressure Support: 4 layers of high-tensile steel wire
Outer Cover: Polyamide (PA)
Colour: Grey
Temperature: -30°C to +60°C [-22°F to 140°F]

Ø ID	Ø OD	Working Pressure	Burst Pressure	Bend Radius	Weight	Insert ID
24,8 mm	36,3 mm	900 bar	2.250 bar	300 mm	1,715 kg/m	19,0 mm
0,98 inch	1,43 inch	13.050 psi	32.625 psi	11,81 inch	1,149 lbs/ft	0,75 inch

Part no.	Thread	Material	Dimensions (mm)				Sleeve
			A	B	C	⚙	
12540235	-	AISI 316Ti	45,9	77	-	-	

Part no.	Thread	Material	Nut	Dimensions (mm)				Insert
				A	B	C	⚙	
32540405B	1"x11 1/2NPTF	AISI 316Ti	-	19	112	25	36	

Part no.	Thread	Material	Nut	Dimensions (mm)				Insert
				A	B	C	⚙	
22540205B	M42x2	AISI 316Ti	52520201, 52521215	19	118	-	50	

Part no.	Thread	Material	Nut	Dimensions (mm)				Insert
				A	B	C	⌀	
Type M female swivel								
22540645B	1 5/16"x12UN	AISI 316Ti	52530645	19	98	-	41	
JIC female swivel								
22540605B	1 5/16"x12UN	AISI 316Ti	52530605	19	96	-	41	

Part no.	Thread	Material	Relief bores	Dimensions (mm)				Swivel nut
				A	B	C	⌀	
Swivel nut								
52530645	1 5/16"x12UN	AISI 316Ti	1 radial	27,1	31,5	11,5	41	
52530605	1 5/16"x12UN	AISI 316Ti	1 radial	27,1	34,5	14,5	41	
52520201	M42x2	Steel	1 radial	30,2	34	22	50	
52521215	M42x2	AISI 316Ti	2 axial	30,2	34	35,8	50	

Production-related variations of the burst pressure of up to 5 % are possible.

The safety factors between the burst pressure and the working pressure as well as the test pressure depend on the operating conditions. For gaseous media the outer cover is to be pinpricked. Regarding the safety factor for gaseous media please contact your local SPIR STAR® assembling center.

The indicated working pressure refers to the hose only. Depending on the used fitting the permitted working pressure of a hose assembly may be less.

BLAST PRO fittings may only be used for tube cleaning operations inside the tube. They have not been designed for the use outside of tubes.

We reserve our rights for technical changes without notice. Subject to printing errors.

Hose Type 25/6

ULTRAFLOW

ID25 - Series: C



Applications


- Waterblast:** Heat exchanger tube cleaning, surface preparation (concrete removal, surface cleaning of buildings, paint removal), tank and vessel cleaning, ultra high-pressure waterjet cutting and hydro demolition (cutting and demolition of armoured concrete, pipelines, paper or steel)
- Hydraulics:** Pressure test equipment (valves, tooling and control panels)
- Oil and Gas:** Chemical injection, nitrogen service, Gaseous media handling

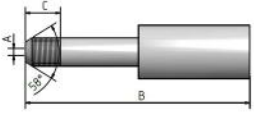


Technical Information

- Inner Core:** Polyamide (PA)
- Pressure Support:** 6 layers of high-tensile steel wire
- Outer Cover:** Polyamide (PA)
- Colour:** Blue
- Temperature:** -30°C to +60°C [-22°F to 140°F]

Ø ID	Ø OD	Working Pressure	Burst Pressure	Bend Radius	Weight	Insert ID
24,8 mm	39,8 mm	1.400 bar	3.000 bar	600 mm	2,800 kg/m	17,5 mm
0,98 inch	1,57 inch	20.300 psi	43.500 psi	23,62 inch	1,876 lbs/ft	0,69 inch

Part no.	Thread	Material	Dimensions (mm)				Sleeve
			A	B	C	⚙	
Sleeve							
12560232	-	Steel	49	79	-	-	

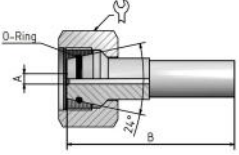
Part no.	Thread	Material	Nut	Dimensions (mm)				Insert
				A	B	C	⚙	
MP fitting								
42560304C	1"x14UNS LH	Stainless steel	-	17,5	165	30	-	

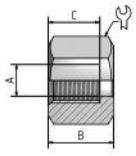
Hose Type 25/6



ULTRAFLOW

ID25 - Series: C

Part no.	Thread	Material	Nut	Dimensions (mm)				Insert
				A	B	C	⚙	
Female swivel with O-Ring								
22560204C	M42x2	Stainless steel	52520201	17,5	122	-	50	

Part no.	Thread	Material	Relief bores	Dimensions (mm)				Swivel nut
				A	B	C	⚙	
Swivel nut								
52520201	M42x2	Steel	I radial	30,2	34	22	50	

Production-related variations of the burst pressure of up to 5 % are possible.

The safety factors between the burst pressure and the working pressure as well as the test pressure depend on the operating conditions. For gaseous media the outer cover is to be pinpricked. Regarding the safety factor for gaseous media please contact your local SPIR STAR® assembling center.

The indicated working pressure refers to the hose only. Depending on the used fitting the permitted working pressure of a hose assembly may be less.

BLAST PRO fittings may only be used for tube cleaning operations inside the tube. They have not been designed for the use outside of tubes.

We reserve our rights for technical changes without notice. Subject to printing errors.






Applications

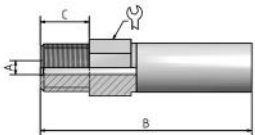
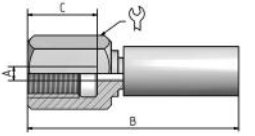
Hydraulics: Torque wrenching

Technical Information

Inner Core: Polyamide (PA)
Pressure Support: Multi layers of high-tensile steel wire and open synthetic fibers
Outer Cover: Polyurethane (PUR)
Colour: Luminous yellow
Temperature: -30°C to +60°C [-22°F to 140°F]

Ø ID	Ø OD	Working Pressure	Burst Pressure	Bend Radius	Weight	Insert ID
6,1 mm	12,5 mm	700 bar	1.800 bar	80 mm	0,206 kg/m	4,0 mm
0,24 inch	0,49 inch	10.150 psi	26.100 psi	3,15 inch	0,138 lbs/ft	0,16 inch

Part no.	Thread	Material	Dimensions (mm)				Sleeve
			A	B	C	Wrench	
VIPER-S	-	Steel	14,1	38	-	-	

Part no.	Thread	Material	Nut	Dimensions (mm)				Insert
				A	B	C	Wrench	
Male fitting								
VIPER-M-1/4	1/4"x18NPTF	Steel	-	4	68	14	14	
VIPER-M-3/8	3/8"x18NPTF	Steel	-	4	64	14	17	
Female fitting NPT/NPTF								
VIPER-F-1/4	1/4"x18NPTF	Steel	-	4	67	20	19	

Production-related variations of the burst pressure of up to 5 % are possible.

The safety factors between the burst pressure and the working pressure as well as the test pressure depend on the operating conditions. For gaseous media the outer cover is to be pinpricked. Regarding the safety factor for gaseous media please contact your local SPIR STAR® assembling center.

The indicated working pressure refers to the hose only. Depending on the used fitting the permitted working pressure of a hose assembly may be less.

BLAST PRO fittings may only be used for tube cleaning operations inside the tube. They have not been designed for the use outside of tubes.

We reserve our rights for technical changes without notice. Subject to printing errors.



Hose Type VIPER Twin

ID6 - Series:




Applications

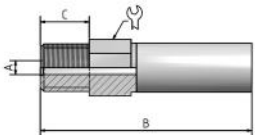
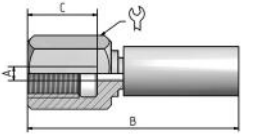
Hydraulics: Torque wrenching

Technical Information

Inner Core: Polyamide (PA)
Pressure Support: Multi layers of high-tensile steel wire and open synthetic fibers
Outer Cover: Polyurethane (PUR)
Colour: Luminous yellow and red
Temperature: -30°C to +60°C [-22°F to 140°F]

Ø ID	Ø OD	Working Pressure	Burst Pressure	Bend Radius	Weight	Insert ID
6,1 mm	12,5 mm	700 bar	1.800 bar	80 mm	0,412 kg/m	4,0 mm
0,24 inch	0,49 inch	10.150 psi	26.100 psi	3,15 inch	0,276 lbs/ft	0,16 inch

Part no.	Thread	Material	Dimensions (mm)				Sleeve
			A	B	C	⚙	
VIPER-S	-	Steel	14,1	38	-	-	

Part no.	Thread	Material	Nut	Dimensions (mm)				Insert
				A	B	C	⚙	
Male fitting								
VIPER-M-1/4	1/4"x18NPTF	Steel	-	4	68	14	14	
VIPER-M-3/8	3/8"x18NPTF	Steel	-	4	64	14	17	
Female fitting NPT/NPTF								
VIPER-F-1/4	1/4"x18NPTF	Steel	-	4	67	20	19	

Production-related variations of the burst pressure of up to 5 % are possible.

The safety factors between the burst pressure and the working pressure as well as the test pressure depend on the operating conditions. For gaseous media the outer cover is to be pinpricked. Regarding the safety factor for gaseous media please contact your local SPIR STAR® assembling center.

The indicated working pressure refers to the hose only. Depending on the used fitting the permitted working pressure of a hose assembly may be less.

BLAST PRO fittings may only be used for tube cleaning operations inside the tube. They have not been designed for the use outside of tubes.

We reserve our rights for technical changes without notice. Subject to printing errors.

Hose Type MAMBA

ID6 - Series:



Applications

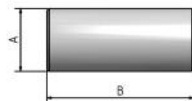
Hydraulics: Pressure test equipment (valves, tooling and control panels), hydraulic tools (instrumentation packages for gauges, control of service equipment, hydraulic jacks, hydraulic tools)

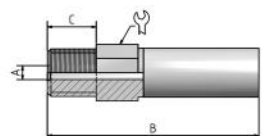


Technical Information

Inner Core: Polyamide (PA)
Pressure Support: Multi-layers of high-tensile steel wire
Outer Cover: Polyurethane (PUR)
Colour: Red
Temperature: -30°C to +60°C [-22°F to 140°F]

Ø ID	Ø OD	Working Pressure	Burst Pressure	Bend Radius	Weight	Insert ID
5,9 mm	12,0 mm	1.200 bar	3.000 bar	80 mm	0,237 kg/m	4,0 mm
0,23 inch	0,47 inch	17.400 psi	43.500 psi	3,15 inch	0,159 lbs/ft	0,16 inch


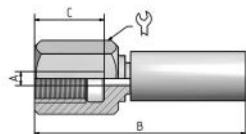
Part no.	Thread	Material	Dimensions (mm)				Sleeve
			A	B	C	⚙	
MAMBA-S	-	Steel	15,4	39	-	-	


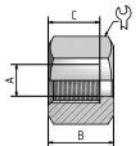
Part no.	Thread	Material	Nut	Dimensions (mm)				Insert
				A	B	C	⚙	
Male fitting								
MAMBA-M-1/4	1/4"x18NPTF	Steel	-	4	68	14	14	
MAMBA-M-3/8	3/8"x18NPTF	Steel	-	4	64	14	17	

Male fitting 100° external cone								
MAMBA-M-1/4-100	G 1/4"	Steel	-	4	67	18	17	

Male fitting for USIT® Ring								
MAMBA-M-1/4-U	G 1/4"	Steel	-	4	61	11	22	

Female swivel 24°/60°								
MAMBA-F-I-1/4	G 1/4"	Steel	MAMBA-F-N-1/4	4	55	-	-	

Part no.	Thread	Material	Nut	Dimensions (mm)				Insert
				A	B	C		
Female fitting NPT/NPTF								
MAMBA-F-1/4	1/4"x18NPTF	Steel	-	4	67	20	19	

Part no.	Thread	Material	Relief bores	Dimensions (mm)				Swivel nut
				A	B	C		
Swivel nut								
MAMBA-F-N-1/4	G 1/4"	Steel	1 radial	9,2	16,5	8,5	19	

Production-related variations of the burst pressure of up to 5 % are possible.

The safety factors between the burst pressure and the working pressure as well as the test pressure depend on the operating conditions. For gaseous media the outer cover is to be pinpricked. Regarding the safety factor for gaseous media please contact your local SPIR STAR® assembling center.

The indicated working pressure refers to the hose only. Depending on the used fitting the permitted working pressure of a hose assembly may be less.

BLAST PRO fittings may only be used for tube cleaning operations inside the tube. They have not been designed for the use outside of tubes.

We reserve our rights for technical changes without notice. Subject to printing errors.

Hose Type MAMBA Twin

ID6 - Series:



Applications

Hydraulics: Torque wrenching

Technical Information


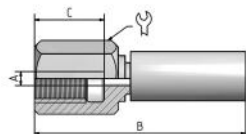
Inner Core: Polyamide (PA)
Pressure Support: Multi-layers of high-tensile steel wire
Outer Cover: Polyurethane (PUR)
Colour: Red and dark grey
Temperature: -30°C to +60°C [-22°F to 140°F]


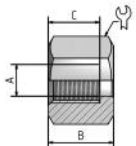
Ø ID	Ø OD	Working Pressure	Burst Pressure	Bend Radius	Weight	Insert ID
5,9 mm	12,0 mm	1.200 bar	3.000 bar	80 mm	0,474 kg/m	4,0 mm
0,23 inch	0,47 inch	17.400 psi	43.500 psi	3,15 inch	0,318 lbs/ft	0,16 inch

Part no.	Thread	Material	Dimensions (mm)				Sleeve
			A	B	C	⚙	
Sleeve							
MAMBA-S	-	Steel	15,4	39	-	-	

Part no.	Thread	Material	Nut	Dimensions (mm)				Insert
				A	B	C	⚙	
Male fitting								
MAMBA-M-1/4	1/4"x18NPTF	Steel	-	4	68	14	14	
MAMBA-M-3/8	3/8"x18NPTF	Steel	-	4	64	14	17	
Male fitting 100° external cone								
MAMBA-M-1/4-100	G 1/4"	Steel	-	4	67	18	17	
Male fitting for USIT® Ring								
MAMBA-M-1/4-U	G 1/4"	Steel	-	4	61	11	22	
Female swivel 24°/60°								
MAMBA-F-I-1/4	G 1/4"	Steel	MAMBA-F-N-1/4	4	55	-	-	

ID6 - Series:

Part no.	Thread	Material	Nut	Dimensions (mm)				Insert
				A	B	C		
Female fitting NPT/NPTF								
MAMBA-F-1/4	1/4"x18NPTF	Steel	-	4	67	20	19	

Part no.	Thread	Material	Relief bores	Dimensions (mm)				Swivel nut
				A	B	C		
Swivel nut								
MAMBA-F-N-1/4	G 1/4"	Steel	1 radial	9,2	16,5	8,5	19	

Production-related variations of the burst pressure of up to 5 % are possible.

The safety factors between the burst pressure and the working pressure as well as the test pressure depend on the operating conditions. For gaseous media the outer cover is to be pinpricked. Regarding the safety factor for gaseous media please contact your local SPIR STAR® assembling center.

The indicated working pressure refers to the hose only. Depending on the used fitting the permitted working pressure of a hose assembly may be less.

BLAST PRO fittings may only be used for tube cleaning operations inside the tube. They have not been designed for the use outside of tubes.

We reserve our rights for technical changes without notice. Subject to printing errors.

Applications

Hydraulics:

Bolt tensioning, pressure test equipment (valves, tooling and control panels), hydraulic tools (instrumentation packages for gauges, control of service equipment, hydraulic jacks, hydraulic tools)

Technical Information

Inner Core:

Polyoxymethylene (POM)

Pressure Support:

multi-layers of high-tensile steel wire

Outer Cover:

Polyamide (PA)

Colour:

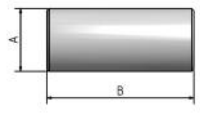
Dark blue

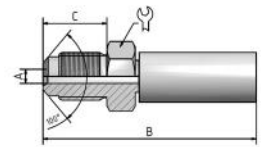
Temperature:

-30°C to +60°C [-22°F to 140°F]

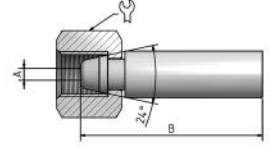


Ø ID	Ø OD	Working Pressure	Burst Pressure	Bend Radius	Weight	Insert ID
5,0 mm	11,2 mm	1.800 bar	4.500 bar	150 mm	0,260 kg/m	2,5 mm
0,20 inch	0,44 inch	26.100 psi	65.250 psi	5,91 inch	0,174 lbs/ft	0,10 inch


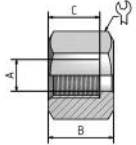
Part no.	Thread	Material	Dimensions (mm)				Sleeve
			A	B	C	⚙	
COBRA-S	-	Steel	15	45	-	-	

Part no.	Thread	Material	Nut	Dimensions (mm)				Insert
				A	B	C	⚙	
Male fitting 100° external cone								
COBRA-M-1/4-100	G 1/4"	Steel	-	2,5	69	11	22	

Male fitting for USIT® Ring								
COBRA-M-1/4-U	G 1/4"	Steel	-	2,5	76	18	17	

Female swivel 24°/60°								
COBRA-F-1/4	G 1/4"	Steel	COBRA-F-N-1/4	2,5	62	-	-	

ID5 - Series:

Part no.	Thread	Material	Relief bores	Dimensions (mm)				Swivel nut
				A	B	C		
Swivel nut								
COBRA-F-N-1/4	G 1/4"	Steel	1 radial	9,2	16,5	8,5	19	

Production-related variations of the burst pressure of up to 5 % are possible.

The safety factors between the burst pressure and the working pressure as well as the test pressure depend on the operating conditions. For gaseous media the outer cover is to be pinpricked. Regarding the safety factor for gaseous media please contact your local SPIR STAR® assembling center.

The indicated working pressure refers to the hose only. Depending on the used fitting the permitted working pressure of a hose assembly may be less.

BLAST PRO fittings may only be used for tube cleaning operations inside the tube. They have not been designed for the use outside of tubes.

We reserve our rights for technical changes without notice. Subject to printing errors.

Hose Type 6/2WM

ID6 - Series: M



Applications

- Hydraulics:** Hydraulic tools (instrumentation packages for gauges, control of service equipment, hydraulic jacks, hydraulic tools)
- Oil and Gas:** Methanol service (oil rigs, distribution panels, umbilicals), control of subsea hydraulic components, nitrogen service, jumper/ subsea well control



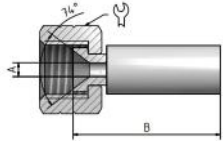
Technical Information

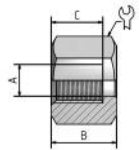
- Inner Core:** BESNO P40 TLO (PA I I)
- Pressure Support:** 2 open layers, 2 dense layers of high-tensile steel wire
- Outer Cover:** Polyamide (PA)
- Colour:** Dark blue
- Temperature:** -30°C to +60°C [-22°F to 140°F]

Ø ID	Ø OD	Working Pressure	Burst Pressure	Bend Radius	Weight	Insert ID
6,0 mm	12,2 mm	690 bar	2.760 bar	95 mm	0,240 kg/m	4,0 mm
0,24 inch	0,48 inch	10.000 psi	40.000 psi	3,74 inch	0,161 lbs/ft	0,16 inch

Part no.	Thread	Material	Dimensions (mm)				Sleeve
			A	B	C	⚙	
Sleeve							
10630171W	-	Steel	16,8	49	-	-	
10630185W	-	AISI 316Ti	16,8	53	-	-	

Part no.	Thread	Material	Nut	Dimensions (mm)				Insert
				A	B	C	⚙	
MP fitting								
40620305M	3/8"x24UNF LH	AISI 316Ti	-	4	94	20	-	
Male fitting								
30620401M	1/4"x18NPT	Steel	-	4	83	14	14	
Type M female swivel								
20620645M	9/16"x18UNF	AISI 316Ti	50540605	4	68,5	-	19	

Part no.	Thread	Material	Nut	Dimensions (mm)				Insert
				A	B	C	⌀	
JIC female swivel								
20620605M	7/16"x20UNF	AISI 316Ti	50620605, 50620601	4	64	-	19	
20620625M	9/16"x18UNF	AISI 316Ti	50540605, 50540601	4	64	-	19	

Part no.	Thread	Material	Relief bores	Dimensions (mm)				Swivel nut
				A	B	C	⌀	
Swivel nut								
50620601	7/16"x20UNF	Steel	1 radial	8,2	16	12	19	
50620605	7/16"x20UNF	AISI 316Ti	1 radial	8,2	16	12	19	
50540601	9/16"x18UNF	Steel	1 radial	9,2	18	14	19	
50540605	9/16"x18UNF	AISI 316Ti	1 radial	9,2	18	14	19	

Production-related variations of the burst pressure of up to 5 % are possible.

The safety factors between the burst pressure and the working pressure as well as the test pressure depend on the operating conditions. For gaseous media the outer cover is to be pinpricked. Regarding the safety factor for gaseous media please contact your local SPIR STAR® assembling center.

The indicated working pressure refers to the hose only. Depending on the used fitting the permitted working pressure of a hose assembly may be less.

BLAST PRO fittings may only be used for tube cleaning operations inside the tube. They have not been designed for the use outside of tubes.

We reserve our rights for technical changes without notice. Subject to printing errors.

Hose Type 6/4M

ID6 - Series: MB



Applications

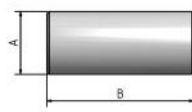
- Hydraulics:** Hydraulic tools (instrumentation packages for gauges, control of service equipment, hydraulic jacks, hydraulic tools)
- Oil and Gas:** Methanol service (oil rigs, distribution panels, umbilicals), control of subsea hydraulic components, nitrogen service, jumper/ subsea well control

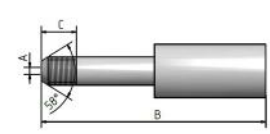


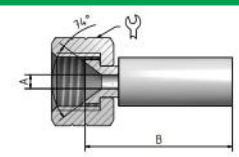
Technical Information

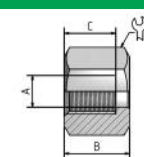
- Inner Core:** BESNO P40 TLO (PA I I)
- Pressure Support:** 4 layers of high-tensile steel wire
- Outer Cover:** Polyamide (PA)
- Colour:** Dark blue
- Temperature:** -30°C to +60°C [-22°F to 140°F]

Ø ID	Ø OD	Working Pressure	Burst Pressure	Bend Radius	Weight	Insert ID
6,0 mm	13,0 mm	1.035 bar	4.140 bar	180 mm	0,338 kg/m	3,0 mm
0,24 inch	0,51 inch	15.000 psi	60.000 psi	7,09 inch	0,226 lbs/ft	0,12 inch

Part no.	Thread	Material	Dimensions (mm)				⚠	Sleeve
			A	B	C			
Sleeve								
10640185W	-	AISI 316Ti	19,9	54	-	-		

Part no.	Thread	Material	Nut	Dimensions (mm)				⚠	Insert
				A	B	C			
MP fitting									
40640305MB	3/8"x24UNF LH	AISI 316Ti	-	3	100	20	-		

Part no.	Thread	Material	Nut	Dimensions (mm)				Insert
				A	B	C	⚙	
JIC female swivel								
20640645MB	9/16"x18UNF	AISI 316Ti	50540605	3	71	-	19	

Part no.	Thread	Material	Relief bores	Dimensions (mm)				Swivel nut
				A	B	C	⚙	
Swivel nut								
50540605	9/16"x18UNF	AISI 316Ti	1 radial	9,2	18	14	19	

Production-related variations of the burst pressure of up to 5 % are possible.

The safety factors between the burst pressure and the working pressure as well as the test pressure depend on the operating conditions. For gaseous media the outer cover is to be pinpricked. Regarding the safety factor for gaseous media please contact your local SPIR STAR® assembling center.

The indicated working pressure refers to the hose only. Depending on the used fitting the permitted working pressure of a hose assembly may be less.

BLAST PRO fittings may only be used for tube cleaning operations inside the tube. They have not been designed for the use outside of tubes.

We reserve our rights for technical changes without notice. Subject to printing errors.

Hose Type 8/2WM

ID8 - Series: M



Applications

Hydraulics:

Hydraulic tools (instrumentation packages for gauges, control of service equipment, hydraulic jacks, hydraulic tools)

Oil and Gas:

Methanol service (oil rigs, distribution panels, umbilicals), control of subsea hydraulic components, nitrogen service, jumper/ subsea well control



Technical Information

Inner Core:

BESNO P40 TLO (PA I I)

Pressure Support:

2 open layers, 2 dense layers of high-tensile steel wire

Outer Cover:

Polyamide (PA)

Colour:

Dark blue


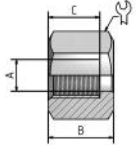
Temperature:

-30°C to +60°C [-22°F to 140°F]

Ø ID	Ø OD	Working Pressure	Burst Pressure	Bend Radius	Weight	Insert ID
8,0 mm	14,3 mm	690 bar	2.760 bar	110 mm	0,314 kg/m	5,5 mm
0,31 inch	0,56 inch	10.000 psi	40.000 psi	4,33 inch	0,210 lbs/ft	0,22 inch

Part no.	Thread	Material	Dimensions (mm)				Sleeve
			A	B	C	⚙	
Sleeve							
10830181W	-	Steel	19,7	48	-	-	
10830185W	-	AISI 316Ti	19,7	52	-	-	

Part no.	Thread	Material	Nut	Dimensions (mm)				Insert
				A	B	C	⚙	
Male fitting								
30820401M	3/8"x18NPT	Steel	-	5,5	84	14	19	
Type M female swivel								
20820645M	3/4"x16UNF	AISI 316Ti	50840605	5,5	70,5	-	24	
JIC female swivel								
20820655M	9/16"x18UNF	AISI 316Ti	51040615	5,5	63	-	19	

Part no.	Thread	Material	Relief bores	Dimensions (mm)				Swivel nut
				A	B	C		
Swivel nut								
51040615	9/16"x18UNF	AISI 316Ti	1 radial	11,2	18	14	19	
50840605	3/4"x16UNF	AISI 316Ti	1 radial	12,2	22,5	17,5	24	

Production-related variations of the burst pressure of up to 5 % are possible.

The safety factors between the burst pressure and the working pressure as well as the test pressure depend on the operating conditions. For gaseous media the outer cover is to be pinpricked. Regarding the safety factor for gaseous media please contact your local SPIR STAR® assembling center.

The indicated working pressure refers to the hose only. Depending on the used fitting the permitted working pressure of a hose assembly may be less.

BLAST PRO fittings may only be used for tube cleaning operations inside the tube. They have not been designed for the use outside of tubes.

We reserve our rights for technical changes without notice. Subject to printing errors.

Hose Type 10/2WM

ID10 - Series: M



Applications

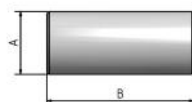
- Hydraulics:** Hydraulic tools (instrumentation packages for gauges, control of service equipment, hydraulic jacks, hydraulic tools)
- Oil and Gas:** Methanol service (oil rigs, distribution panels, umbilicals), control of subsea hydraulic components, nitrogen service, jumper/ subsea well control

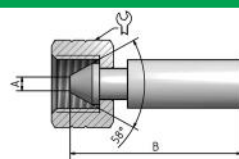
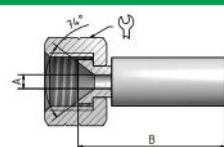



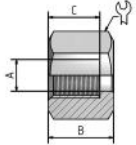
Technical Information

- Inner Core:** BESNO P40 TLO (PA I I)
- Pressure Support:** 2 open layers, 2 dense layers of high-tensile steel wire
- Outer Cover:** Polyamide (PA)
- Colour:** Dark blue
- Temperature:** -30°C to +60°C [-22°F to 140°F]

Ø ID	Ø OD	Working Pressure	Burst Pressure	Bend Radius	Weight	Insert ID
10,0 mm	17,2 mm	690 bar	2.760 bar	125 mm	0,466 kg/m	5,0 mm
0,39 inch	0,68 inch	10.000 psi	40.000 psi	4,92 inch	0,312 lbs/ft	0,20 inch

Part no.	Thread	Material	Dimensions (mm)				Sleeve
			A	B	C	⚙	
Sleeve							
11030185W	-	AISI 316Ti	21,5	64	-	-	

Part no.	Thread	Material	Nut	Dimensions (mm)				Insert
				A	B	C	⚙	
Type M female swivel								
21020645M	3/4"x16UNF	AISI 316Ti	51320615	5	73,5	-	24	
JIC female swivel								
21020605M	9/16"x18UNF	AISI 316Ti	51040615	5	77	-	19	

Part no.	Thread	Material	Relief bores	Dimensions (mm)				Swivel nut
				A	B	C		
Swivel nut								
51040615	9/16"x18UNF	AISI 316Ti	1 radial	11,2	18	14	19	
51320615	3/4"x16UNF	AISI 316Ti	1 radial	14,2	22,5	17,5	24	

Production-related variations of the burst pressure of up to 5 % are possible.

The safety factors between the burst pressure and the working pressure as well as the test pressure depend on the operating conditions. For gaseous media the outer cover is to be pinpricked. Regarding the safety factor for gaseous media please contact your local SPIR STAR® assembling center.

The indicated working pressure refers to the hose only. Depending on the used fitting the permitted working pressure of a hose assembly may be less.

BLAST PRO fittings may only be used for tube cleaning operations inside the tube. They have not been designed for the use outside of tubes.

We reserve our rights for technical changes without notice. Subject to printing errors.

Hose Type I3/2WM

ID13 - Series: M



Applications

- Hydraulics:** Hydraulic tools (instrumentation packages for gauges, control of service equipment, hydraulic jacks, hydraulic tools)
- Oil and Gas:** Methanol service (oil rigs, distribution panels, umbilicals), control of subsea hydraulic components, nitrogen service, jumper/ subsea well control




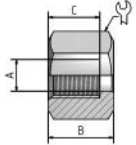
Technical Information

- Inner Core:** BESNO P40 TLO (PA I I)
- Pressure Support:** 2 open layers, 2 dense layers of high-tensile steel wire
- Outer Cover:** Polyamide (PA)
- Colour:** Dark blue
- Temperature:** -30°C to +60°C [-22°F to 140°F]

Ø ID	Ø OD	Working Pressure	Burst Pressure	Bend Radius	Weight	Insert ID
12,7 mm	20,8 mm	690 bar	2.760 bar	150 mm	0,630 kg/m	8,5 mm
0,50 inch	0,82 inch	10.000 psi	40.000 psi	5,91 inch	0,422 lbs/ft	0,33 inch

Part no.	Thread	Material	Dimensions (mm)				Sleeve
			A	B	C	⚙	
Sleeve							
I1330181W	-	Steel	27,8	60	-	-	
I1330185W	-	AISI 316Ti	27,8	64	-	-	

Part no.	Thread	Material	Nut	Dimensions (mm)				Insert
				A	B	C	⚙	
Male fitting								
31320401M	1/2"x14NPT	Steel	-	8,5	104	18	22	
Type M female swivel								
21320645M	1"x12UNF	AISI 316Ti	51360645	8,5	86	-	32	
JIC female swivel								
21320615M	3/4"x16UNF	AISI 316Ti	51320615	8,5	79	-	24	

Part no.	Thread	Material	Relief bores	Dimensions (mm)				Swivel nut
				A	B	C		
Swivel nut								
51320615	3/4"x16UNF	AISI 316Ti	1 radial	14,2	22,5	17,5	24	
51360645	1"x12UNF	AISI 316Ti	1 radial	16,8	28	22	32	

Production-related variations of the burst pressure of up to 5 % are possible.

The safety factors between the burst pressure and the working pressure as well as the test pressure depend on the operating conditions. For gaseous media the outer cover is to be pinpricked. Regarding the safety factor for gaseous media please contact your local SPIR STAR® assembling center.

The indicated working pressure refers to the hose only. Depending on the used fitting the permitted working pressure of a hose assembly may be less.

BLAST PRO fittings may only be used for tube cleaning operations inside the tube. They have not been designed for the use outside of tubes.

We reserve our rights for technical changes without notice. Subject to printing errors.

Hose Type 25/2KM

ID25 - Series: S



Applications

Hydraulics:

Hydraulic tools (instrumentation packages for gauges, control of service equipment, hydraulic jacks, hydraulic tools)

Oil and Gas:

Methanol service (oil rigs, distribution panels, umbilicals), control of subsea hydraulic components, nitrogen service, jumper/ subsea well control



Technical Information

Inner Core:

BESNO P40 TLO (PA I I)

Pressure Support:

2 layers of high-tensile steel wire, 1 braided layer of steel wire

Outer Cover:

Polyamide (PA)

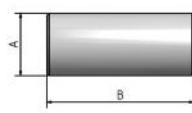
Colour:

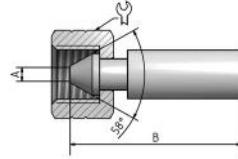
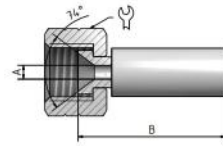
Dark blue


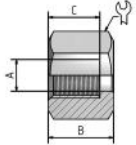
Temperature:

-30°C to +60°C [-22°F to 140°F]

Ø ID	Ø OD	Working Pressure	Burst Pressure	Bend Radius	Weight	Insert ID
23,6 mm	32,6 mm	345 bar	1.380 bar	280 mm	1,200 kg/m	16,5 mm
0,93 inch	1,28 inch	5.000 psi	20.000 psi	11,02 inch	0,804 lbs/ft	0,65 inch

Part no.	Thread	Material	Dimensions (mm)				Sleeve
			A	B	C	⚙	
Sleeve							
12530245	-	AISI 316Ti	42,3	74	-	-	

Part no.	Thread	Material	Nut	Dimensions (mm)				Insert
				A	B	C	⚙	
Type M female swivel								
22530645S	1 5/16"x12UN	AISI 316Ti	52530645	16,5	98	-	41	
JIC female swivel								
22530605S	1 5/16"x12UN	AISI 316Ti	52530605	16,5	96	-	41	

Part no.	Thread	Material	Relief bores	Dimensions (mm)				Swivel nut
				A	B	C		
Swivel nut								
52530645	1 5/16"x12UN	AISI 316Ti	1 radial	27,1	31,5	11,5	41	
52530605	1 5/16"x12UN	AISI 316Ti	1 radial	27,1	34,5	14,5	41	

Production-related variations of the burst pressure of up to 5 % are possible.

The safety factors between the burst pressure and the working pressure as well as the test pressure depend on the operating conditions. For gaseous media the outer cover is to be pinpricked. Regarding the safety factor for gaseous media please contact your local SPIR STAR® assembling center.

The indicated working pressure refers to the hose only. Depending on the used fitting the permitted working pressure of a hose assembly may be less.

BLAST PRO fittings may only be used for tube cleaning operations inside the tube. They have not been designed for the use outside of tubes.

We reserve our rights for technical changes without notice. Subject to printing errors.

Hose Type 5/4PPA®

ID5 - Series: B and Y



Applications

Hydraulics:

Hydraulic tools (instrumentation packages for gauges, control of service equipment, hydraulic jacks, hydraulic tools)

Oil and Gas:

Methanol service (oil rigs, distribution panels, umbilicals), chemical injection, control of subsea hydraulic components, nitrogen service, jumper/ subsea well control, Gaseous media handling



Technical Information

Inner Core:

Polyvinylidenfluoride (PVDF)

Pressure Support:

4 layers of high-tensile steel wire

Outer Cover:

Polyamide (PA)

Colour:

Dark green

Temperature:

-20°C to +80°C [-4°F to 176°F]

Ø ID	Ø OD	Working Pressure	Burst Pressure	Bend Radius	Weight	Insert ID
5,0 mm	11,2 mm	1.035 bar	4.140 bar	250 mm	0,256 kg/m	2,5 mm
0,20 inch	0,44 inch	15.000 psi	60.000 psi	9,84 inch	0,172 lbs/ft	0,10 inch

Part no.	Thread	Material	Dimensions (mm)				Sleeve
			A	B	C	⚙	
Sleeve							
10540101	-	Steel	15	49	-	-	
10540105	-	AISI 316Ti	15	49	-	-	

Part no.	Thread	Material	Nut	Dimensions (mm)				Insert
				A	B	C	⚙	
HP fitting								
40540211B	1/4"x28UNF LH	Steel	-	2,5	83	14	-	
40540215B	1/4"x28UNF LH	AISI 316Ti	-	2,5	83	14	-	
40540205B	3/8"x24UNF LH	AISI 316Ti	-	2,5	90	20	-	
40540225B	9/16"x18UNF LH	AISI 316Ti	-	2,5	103	24	-	
Male fitting								
30540401B	1/4"x18NPTF	Steel	-	2,5	71	14	14	
Male fitting 60° internal cone								
30540301B	G1/4"	Steel	-	2,5	70	12	14	

Part no.	Thread	Material	Nut	Dimensions (mm)				Insert
				A	B	C	⚙	
Male fitting 100° external cone								
30540361B	G1/4"	Steel	-	2,5	76	18	17	
Male fitting for USIT® Ring								
30540351B	G1/4"	Steel	-	2,5	68,5	11	22	
Female swivel 24°/60°								
20540301B	G1/4"	Steel	50540301	2,5	62	-	19	
20540305B	G1/4"	AISI 316Ti	50540305	2,5	62	-	19	
20540101B	M14x1.5	Steel	50540101	2,5	62	-	19	
Female swivel with O-Ring								
20540041B	M20x1.5	Steel	50860201	2,5	77	-	27	
Type M female swivel								
20540641B	9/16"x18UNF	Steel	50540601	2,5	64	-	19	
20540645B	9/16"x18UNF	AISI 316Ti	50540605	2,5	64	-	19	

Part no.	Thread	Material	Relief bores	Dimensions (mm)				Swivel nut
				A	B	C	⚙	
Swivel nut								
50540601	9/16"x18UNF	Steel	1 radial	9,2	18	14	19	
50540605	9/16"x18UNF	AISI 316Ti	1 radial	9,2	18	14	19	
50540301	G1/4"	Steel	1 radial	9,2	16,5	8,5	19	
50540305	G1/4"	AISI 316Ti	1 radial	9,2	16,5	8,5	19	
50540101	M14x1.5	Steel	1 radial	9,2	16,5	8,5	19	
50860201	M20x1.5	Steel	1 radial	12,2	22	12	27	

Production-related variations of the burst pressure of up to 5 % are possible.

The safety factors between the burst pressure and the working pressure as well as the test pressure depend on the operating conditions. For gaseous media the outer cover is to be pinpricked.

Regarding the safety factor for gaseous media please contact your local SPIR STAR® assembling center.

The indicated working pressure refers to the hose only. Depending on the used fitting the permitted working pressure of a hose assembly may be less.

BLAST PRO fittings may only be used for tube cleaning operations inside the tube. They have not been designed for the use outside of tubes.

We reserve our rights for technical changes without notice. Subject to printing errors.



Applications


- Hydraulics:** Hydraulic tools (instrumentation packages for gauges, control of service equipment, hydraulic jacks, hydraulic tools)
- Oil and Gas:** Methanol service (oil rigs, distribution panels, umbilicals), chemical injection, control of subsea hydraulic components, nitrogen service, jumper/ subsea well control, Gaseous media handling

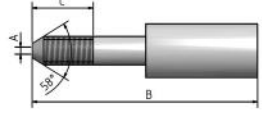


Technical Information

- Inner Core:** Polyvinylidenfluoride (PVDF)
- Pressure Support:** 2 open layers, 2 dense layers of high-tensile steel wire
- Outer Cover:** Polyamide (PA)
- Colour:** Dark green
- Temperature:** -20°C to +80°C [-4°F to 176°F]

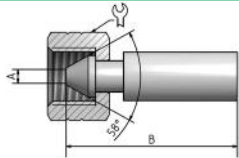
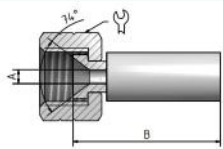
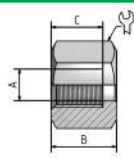
Ø ID	Ø OD	Working Pressure	Burst Pressure	Bend Radius	Weight	Insert ID
6,3 mm	12,2 mm	690 bar	2.760 bar	150 mm	0,266 kg/m	3,5 mm
0,25 inch	0,48 inch	10.000 psi	40.000 psi	5,91 inch	0,178 lbs/ft	0,14 inch

Part no.	Thread	Material	Dimensions (mm)				Sleeve
			A	B	C	⚙	
Sleeve							
10640115	-	AISI 316Ti	17,5	64	-	-	

Part no.	Thread	Material	Nut	Dimensions (mm)				Insert
				A	B	C	⚙	
HP fitting								
40640205HB	3/8"x24UNF LH	AISI 316Ti	-	3,5	98	20	-	

MP fitting								
40640305HB	3/8"x24UNF LH	AISI 316Ti	-	3,5	100	11	-	

Female swivel 24°/60°								
20640315HB	M16x1.5	AISI 316Ti	50620125	3,5	77	-	19	

Part no.	Thread	Material	Nut	Dimensions (mm)				Insert
				A	B	C	⚙	
Type M female swivel								
20640645HB	9/16"x18UNF	AISI 316Ti	S5063615	3,5	73	-	19	
JIC female swivel								
20640655HB	9/16"x18UNF	AISI 316Ti	S5063615	3,5	69	-	19	
Part no.	Thread	Material	Relief bores	Dimensions (mm)				Swivel nut
				A	B	C	⚙	
Swivel nut								
S5063615	9/16"x18UNF	AISI 316Ti	1 radial	9,5	18	15	19	
50620125	M16x1.5	AISI 316Ti	1 radial	9,5	17,5	10	19	

Production-related variations of the burst pressure of up to 5 % are possible.

The safety factors between the burst pressure and the working pressure as well as the test pressure depend on the operating conditions. For gaseous media the outer cover is to be pinpricked. Regarding the safety factor for gaseous media please contact your local SPIR STAR® assembling center.

The indicated working pressure refers to the hose only. Depending on the used fitting the permitted working pressure of a hose assembly may be less.

BLAST PRO fittings may only be used for tube cleaning operations inside the tube. They have not been designed for the use outside of tubes.

We reserve our rights for technical changes without notice. Subject to printing errors.



Applications


- Hydraulics:** Hydraulic tools (instrumentation packages for gauges, control of service equipment, hydraulic jacks, hydraulic tools)
- Oil and Gas:** Methanol service (oil rigs, distribution panels, umbilicals), chemical injection, control of subsea hydraulic components, nitrogen service, jumper/ subsea well control, Gaseous media handling

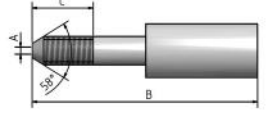


Technical Information

- Inner Core:** Polyvinylidenfluoride (PVDF)
- Pressure Support:** 4 layers of high-tensile steel wire
- Outer Cover:** Polyamide (PA)
- Colour:** Dark green
- Temperature:** -20°C to +80°C [-4°F to 176°F]

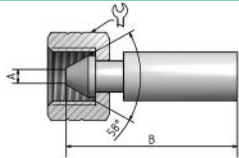
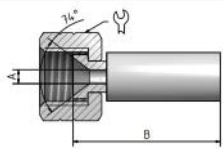
Ø ID	Ø OD	Working Pressure	Burst Pressure	Bend Radius	Weight	Insert ID
6,3 mm	12,6 mm	1.035 bar	4.140 bar	280 mm	0,305 kg/m	3,5 mm
0,25 inch	0,50 inch	15.000 psi	60.000 psi	11,02 inch	0,204 lbs/ft	0,14 inch

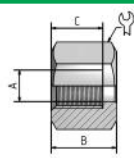
Part no.	Thread	Material	Dimensions (mm)				Sleeve
			A	B	C	⚙	
Sleeve							
10640115	-	AISI 316Ti	17,5	64	-	-	

Part no.	Thread	Material	Nut	Dimensions (mm)				Insert
				A	B	C	⚙	
HP fitting								
40640205HB	3/8"x24UNF LH	AISI 316Ti	-	3,5	98	20	-	

MP fitting								
40640305HB	3/8"x24UNF LH	AISI 316Ti	-	3,5	100	11	-	

Female swivel 24°/60°								
20640315HB	M16x1.5	AISI 316Ti	50620125	3,5	77	-	19	

Part no.	Thread	Material	Nut	Dimensions (mm)				Insert
				A	B	C	⌀	
Type M female swivel								
20640645HB	9/16"x18UNF	AISI 316Ti	S5063615	3,5	73	-	19	
JIC female swivel								
20640655HB	9/16"x18UNF	AISI 316Ti	S5063615	3,5	69	-	19	

Part no.	Thread	Material	Relief bores	Dimensions (mm)				Swivel nut
				A	B	C	⌀	
Swivel nut								
S5063615	9/16"x18UNF	AISI 316Ti	1 radial	9,5	18	15	19	
50620125	M16x1.5	AISI 316Ti	1 radial	9,5	17,5	10	19	

Production-related variations of the burst pressure of up to 5 % are possible.

The safety factors between the burst pressure and the working pressure as well as the test pressure depend on the operating conditions. For gaseous media the outer cover is to be pinpricked. Regarding the safety factor for gaseous media please contact your local SPIR STAR® assembling center.

The indicated working pressure refers to the hose only. Depending on the used fitting the permitted working pressure of a hose assembly may be less.

BLAST PRO fittings may only be used for tube cleaning operations inside the tube. They have not been designed for the use outside of tubes.

We reserve our rights for technical changes without notice. Subject to printing errors.



Applications

- Hydraulics:** Hydraulic tools (instrumentation packages for gauges, control of service equipment, hydraulic jacks, hydraulic tools)
- Oil and Gas:** Methanol service (oil rigs, distribution panels, umbilicals), chemical injection, control of subsea hydraulic components, nitrogen service, jumper/ subsea well control, Gaseous media handling



Technical Information

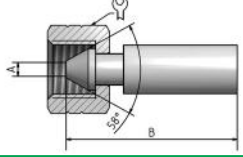
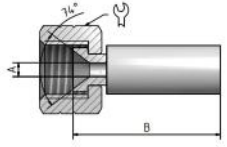
- Inner Core:** Polyvinylidenfluoride (PVDF)
- Pressure Support:** 2 open layers, 2 dense layers of high-tensile steel wire
- Outer Cover:** Polyamide (PA)
- Colour:** Dark green
- Temperature:** -20°C to +80°C [-4°F to 176°F]

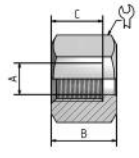
Ø ID	Ø OD	Working Pressure	Burst Pressure	Bend Radius	Weight	Insert ID
8,0 mm	14,5 mm	690 bar	2.760 bar	250 mm	0,360 kg/m	5,5 mm
0,31 inch	0,57 inch	10.000 psi	40.000 psi	9,84 inch	0,241 lbs/ft	0,22 inch

Part no.	Thread	Material	Dimensions (mm)				Sleeve
			A	B	C	⚙	
Sleeve							
10830191W	-	Steel	18,3	43	-	-	
10830195W	-	AISI 316Ti	18,3	43	-	-	

Part no.	Thread	Material	Nut	Dimensions (mm)				Insert
				A	B	C	⚙	
Male fitting								
30820411A	1/4"x18NPTF	Steel	-	5,5	68	14	14	
30820401A	3/8"x18NPTF	Steel	-	5,5	69	14	17	

Part no.	Thread	Material	Nut	Dimensions (mm)				Insert
				A	B	C	⌀	
Male fitting 60° internal cone								
30820321A	G1/4"	Steel	-	5,5	63	12	14	
30820301A	G3/8"	Steel	-	5,5	65	12	17	
Male fitting flat seal								
30820381A	G1/4"	Steel	-	5,5	70	15	12	
Male fitting DIN3852 T2 form A								
30820351A	G1/4"	Steel	-	5,5	69	14	19	
30820341A	G3/8"	Steel	-	5,5	69,5	14,5	22	
Female swivel 24°/60°								
20820301A	G3/8"	Steel	50860301	5,5	62	-	24	
Female swivel with O-Ring								
20820201A	M20x1.5	Steel	50860201	5,5	65	-	27	
20820042A	M24x1.5	Steel	51321206	5,5	75	-	32	

Part no.	Thread	Material	Nut	Dimensions (mm)				Insert
				A	B	C	⚙️	
Type M female swivel								
20820645A	3/4"x16UNF	AISI 316Ti	50840605, 50840601	5,5	62	-	24	
JIC female swivel								
20820601A	9/16"x18UNF	Steel	50820601	5,5	56	-	19	
20820605A	9/16"x18UNF	AISI 316Ti	50820605	5,5	56	-	19	

Part no.	Thread	Material	Relief bores	Dimensions (mm)				Swivel nut
				A	B	C	⚙️	
Swivel nut								
50820601	9/16"x18UNF	Steel	1 radial	10,6	18	14	19	
50820605	9/16"x18UNF	AISI 316Ti	1 radial	10,6	18	14	19	
50840601	3/4"x16UNF	Steel	1 radial	12,2	22,5	17,5	24	
50840605	3/4"x16UNF	AISI 316Ti	1 radial	12,2	22,5	17,5	24	
50860301	G3/8"	Steel	1 radial	12,5	21,5	15,5	24	
50860201	M20x1.5	Steel	1 radial	12,2	22	12	27	
51321206	M24x1.5	Steel	2 axial	16,8	23	16	32	

Production-related variations of the burst pressure of up to 5 % are possible.

The safety factors between the burst pressure and the working pressure as well as the test pressure depend on the operating conditions. For gaseous media the outer cover is to be pinpricked. Regarding the safety factor for gaseous media please contact your local SPIR STAR® assembling center.

The indicated working pressure refers to the hose only. Depending on the used fitting the permitted working pressure of a hose assembly may be less.

BLAST PRO fittings may only be used for tube cleaning operations inside the tube. They have not been designed for the use outside of tubes.

We reserve our rights for technical changes without notice. Subject to printing errors.



Applications

- Hydraulics:** Hydraulic tools (instrumentation packages for gauges, control of service equipment, hydraulic jacks, hydraulic tools)
- Oil and Gas:** Methanol service (oil rigs, distribution panels, umbilicals), chemical injection, control of subsea hydraulic components, nitrogen service, jumper/ subsea well control, Gaseous media handling

Technical Information

- Inner Core:** Polyvinylidenfluoride (PVDF)
- Pressure Support:** 4 layers of high-tensile steel wire
- Outer Cover:** Polyamide (PA)
- Colour:** Dark green
- Temperature:** -20°C to +80°C [-4°F to 176°F]

Ø ID	Ø OD	Working Pressure	Burst Pressure	Bend Radius	Weight	Insert ID
8,0 mm	14,7 mm	1.035 bar	4.140 bar	300 mm	0,420 kg/m	4,5 mm
0,31 inch	0,58 inch	15.000 psi	60.000 psi	11,81 inch	0,281 lbs/ft	0,18 inch

Part no.	Thread	Material	Dimensions (mm)				Sleeve
			A	B	C	⚙	
Sleeve							
10840102	-	Steel	20,2	58	-	-	
10840105	-	AISI 316Ti	20,2	58	-	-	

Part no.	Thread	Material	Nut	Dimensions (mm)				Insert
				A	B	C	⚙	
HP fitting								
40840205B	9/16"x18UNF LH	AISI 316Ti	-	4,5	108,5	24	-	
Male fitting								
30840411B	1/4"x18NPTF	Steel	-	4,5	84	14	14	
30840401B	3/8"x18NPTF	Steel	-	4,5	82	14	17	
30840341B	G1/4"	Steel	-	4,5	82	14	14	
Male fitting DIN3852 T2 form A								
30840301B	G3/8"	Steel	-	4,5	84,5	12	22	

Part no.	Thread	Material	Nut	Dimensions (mm)				Insert
				A	B	C	⚙	
Female swivel 24°/60°								
20840301B	G3/8"	Steel	50860301	4,5	72	-	24	
20840305B	G3/8"	AISI 316Ti	50840305	4,5	74	-	24	
Female swivel with O-Ring								
20840231B	M22x1.5	Steel	51060201, 51060205	4,5	79	-	30	
20840221B	M24x1.5	Steel	51321206, 51320205	4,5	85	-	32	
Type M female swivel								
20840641B	3/4"x16UNF	Steel	50840601	4,5	73	-	24	
20840645B	3/4"x16UNF	AISI 316Ti	50840605	4,5	73	-	24	
JIC female swivel								
20840605B	3/4"x16UNF	AISI 316Ti	50840605	4,5	68	-	24	

Part no.	Thread	Material	Relief bores	Dimensions (mm)				Swivel nut
				A	B	C	⚙	
Swivel nut								
50840601	3/4"x16UNF	Steel	1 radial	12,2	22,5	17,5	24	
50840605	3/4"x16UNF	AISI 316Ti	1 radial	12,2	22,5	17,5	24	
50860301	G3/8"	Steel	1 radial	12,5	21,5	15,5	24	
50840305	G3/8"	AISI 316Ti	1 radial	12,2	21,5	15,5	24	
51060201	M22x1.5	Steel	2 axial	14,2	23	14	30	
51060205	M22x1.5	AISI 316Ti	2 axial	14,2	25	14	30	
51321206	M24x1.5	Steel	2 axial	16,8	23	16	32	
51320205	M24x1.5	AISI 316Ti	1 radial	16,8	23	16	32	

Production-related variations of the burst pressure of up to 5 % are possible.

The safety factors between the burst pressure and the working pressure as well as the test pressure depend on the operating conditions. For gaseous media the outer cover is to be pinpricked. Regarding the safety factor for gaseous media please contact your local SPIR STAR® assembling center.

The indicated working pressure refers to the hose only. Depending on the used fitting the permitted working pressure of a hose assembly may be less.

BLAST PRO fittings may only be used for tube cleaning operations inside the tube. They have not been designed for the use outside of tubes.

We reserve our rights for technical changes without notice. Subject to printing errors.

Hose Type 10/4PPA®

ID10 - Series: B and C



Applications

Hydraulics:

Hydraulic tools (instrumentation packages for gauges, control of service equipment, hydraulic jacks, hydraulic tools)

Oil and Gas:

Methanol service (oil rigs, distribution panels, umbilicals), chemical injection, control of subsea hydraulic components, nitrogen service, jumper/ subsea well control, Gaseous media handling



Technical Information

Inner Core:

Polyvinylidenfluoride (PVDF)

Pressure Support:

4 layers of high-tensile steel wire

Outer Cover:

Polyamide (PA)

Colour:

Dark green

Temperature:

-20°C to +80°C [-4°F to 176°F]

Ø ID	Ø OD	Working Pressure	Burst Pressure	Bend Radius	Weight	Insert ID
10,0 mm	18,4 mm	1.035 bar	4.140 bar	300 mm	0,680 kg/m	5,5 mm
0,39 inch	0,72 inch	15.000 psi	60.000 psi	11,81 inch	0,456 lbs/ft	0,22 inch

Part no.	Thread	Material	Dimensions (mm)				Sleeve
			A	B	C	⚙	
Sleeve							
11040102	-	Steel	23	64	-	-	
11040105	-	AISI 316Ti	23	64	-	-	

Part no.	Thread	Material	Nut	Dimensions (mm)				Insert
				A	B	C	⚙	
HP fitting								
41060204C	9/16"x18UNF LH	Stainless steel	-	5,5	114	24	-	

Male fitting 60° internal cone								
Part no.	Thread	Material	Nut	Dimensions (mm)				
A	B	C	⚙					
31060311B	G3/8"	Steel	-	5,5	80	12	17	

Part no.	Thread	Material	Nut	Dimensions (mm)				Insert
				A	B	C	⚙	
Female swivel 24°/60°								
21060304C	G1/2"	Stainless steel	51060311, 51060315	5,5	78	-	27	
Female swivel with O-Ring								
21060204C	M22x1.5	Stainless steel	51060201, 51060205	5,5	90	-	30	
21060224C	M24x1.5	Stainless steel	51360205	5,5	93	-	32	
21060221B	M24x1.5	Steel	51321206	5,5	92,5	-	32	
Type M female swivel								
21040645B	3/4"x16UNF	AISI 316Ti	51320615	5,5	78	-	24	

Part no.	Thread	Material	Relief bores	Dimensions (mm)				Swivel nut
				A	B	C	⚙	
Swivel nut								
51320615	3/4"x16UNF	AISI 316Ti	1 radial	14,2	22,5	17,5	24	
51060311	G1/2"	Steel	1 radial	16,7	23,5	13,5	27	
51060315	G1/2"	AISI 316Ti	1 radial	16,7	23,5	13,5	27	
51060201	M22x1.5	Steel	2 axial	14,2	23	14	30	
51060205	M22x1.5	AISI 316Ti	2 axial	14,2	25	14	30	
51321206	M24x1.5	Steel	2 axial	16,8	23	16	32	
51320205	M24x1.5	AISI 316Ti	1 radial	16,8	23	16	32	

Production-related variations of the burst pressure of up to 5 % are possible.

The safety factors between the burst pressure and the working pressure as well as the test pressure depend on the operating conditions. For gaseous media the outer cover is to be pinpricked. Regarding the safety factor for gaseous media please contact your local SPIR STAR® assembling center.

The indicated working pressure refers to the hose only. Depending on the used fitting the permitted working pressure of a hose assembly may be less.

BLAST PRO fittings may only be used for tube cleaning operations inside the tube. They have not been designed for the use outside of tubes.

We reserve our rights for technical changes without notice. Subject to printing errors.



Applications

- Hydraulics:** Hydraulic tools (instrumentation packages for gauges, control of service equipment, hydraulic jacks, hydraulic tools)
- Oil and Gas:** Methanol service (oil rigs, distribution panels, umbilicals), chemical injection, nitrogen service, jumper/subsea well control, Gaseous media handling



Technical Information

- Inner Core:** Polyvinylidenfluoride (PVDF)
- Pressure Support:** 2 open layers, 2 dense layers of high-tensile steel wire
- Outer Cover:** Polyamide (PA)
- Colour:** Dark green
- Temperature:** -20°C to +80°C [-4°F to 176°F]

Ø ID	Ø OD	Working Pressure	Burst Pressure	Bend Radius	Weight	Insert ID
12,8 mm	20,8 mm	690 bar	2.760 bar	300 mm	0,670 kg/m	8,5 mm
0,50 inch	0,82 inch	10.000 psi	40.000 psi	11,81 inch	0,449 lbs/ft	0,33 inch

Part no.	Thread	Material	Dimensions (mm)				Sleeve
			A	B	C	⚙	
Sleeve							
I133019IW	-	Steel	27,2	58	-	-	
I1330195W	-	AISI 316Ti	27,2	58	-	-	

Part no.	Thread	Material	Nut	Dimensions (mm)				Insert
				A	B	C	⚙	
MP fitting								
41320205A	9/16"x18UNF LH	AISI 316Ti	-	8,5	109	12,7	-	
Male fitting								
31320401A	1/2"x14NPTF	Steel	-	8,5	90	18	22	
31320405A	1/2"x14NPTF	AISI 316Ti	-	8,5	90	18	22	
Female swivel 24°/60°								
21320311A	G1/2"	Steel	51060311	8,5	73	-	27	
21320315A	G1/2"	AISI 316Ti	51060315	8,5	73	-	27	

Part no.	Thread	Material	Nut	Dimensions (mm)				Insert
				A	B	C	⚙️	
Female swivel with O-Ring								
21320101A	M22x1.5	Steel	51360221	8,5	85	-	30	
21320241A	M24x1.5	Steel	51321206	8,5	80	-	32	
21320245A	M24x1.5	AISI 316Ti	51320205	8,5	80	-	36	
Type M female swivel								
21320641A	1"x12UNF	Steel	51360641	8,5	74	-	32	
21320645A	1"x12UNF	AISI 316Ti	51360645, 51360643	8,5	74	-	32	

Part no.	Thread	Material	Relief bores	Dimensions (mm)				Swivel nut
				A	B	C	⚙️	
Swivel nut								
51360641	1"x12UNF	Steel	1 radial	16,8	28	22	32	
51360643	1"x12UNF	Stainless steel	1 radial	16,8	28	22	32	
51360645	1"x12UNF	AISI 316Ti	1 radial	16,8	28	22	32	
51060311	G1/2"	Steel	1 radial	16,7	23,5	13,5	27	
51060315	G1/2"	AISI 316Ti	1 radial	16,7	23,5	13,5	27	
51360221	M22x1.5	Steel	1 radial	16,8	25	14	30	
51321206	M24x1.5	Steel	2 axial	16,8	23	16	32	
51320205	M24x1.5	AISI 316Ti	1 radial	16,8	23	16	32	

Production-related variations of the burst pressure of up to 5 % are possible.

The safety factors between the burst pressure and the working pressure as well as the test pressure depend on the operating conditions. For gaseous media the outer cover is to be pinpricked. Regarding the safety factor for gaseous media please contact your local SPIR STAR® assembling center.

The indicated working pressure refers to the hose only. Depending on the used fitting the permitted working pressure of a hose assembly may be less.

BLAST PRO fittings may only be used for tube cleaning operations inside the tube. They have not been designed for the use outside of tubes.

We reserve our rights for technical changes without notice. Subject to printing errors.



Applications


- Hydraulics:** Hydraulic tools (instrumentation packages for gauges, control of service equipment, hydraulic jacks, hydraulic tools)
- Oil and Gas:** Methanol service (oil rigs, distribution panels, umbilicals), chemical injection, control of subsea hydraulic components, nitrogen service, jumper/ subsea well control, Gaseous media handling

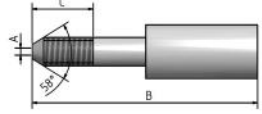


Technical Information

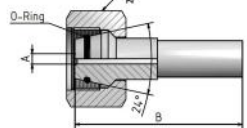
- Inner Core:** Polyvinylidenfluoride (PVDF)
- Pressure Support:** 4 layers of high-tensile steel wire
- Outer Cover:** Polyamide (PA)
- Colour:** Dark green
- Temperature:** -20°C to +80°C [-4°F to 176°F]

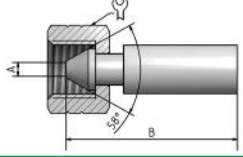
Ø ID	Ø OD	Working Pressure	Burst Pressure	Bend Radius	Weight	Insert ID
12,8 mm	22,0 mm	860 bar	3.450 bar	300 mm	1,000 kg/m	7,5 mm
0,50 inch	0,87 inch	12.500 psi	50.000 psi	11,81 inch	0,670 lbs/ft	0,30 inch

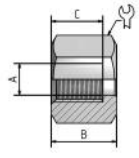
Part no.	Thread	Material	Dimensions (mm)				Sleeve
			A	B	C	⚙	
Sleeve							
I1340232	-	Steel	29,5	63	-	-	

Part no.	Thread	Material	Nut	Dimensions (mm)				Insert
				A	B	C	⚙	
HP fitting								
41360214C	9/16"x18UNF LH	Stainless steel	-	7,5	118	24	-	

MP fitting								
41360204C	3/4"x16UNF LH	Stainless steel	-	7,5	121	25	-	

Female swivel with O-Ring								
21360244C	M24x1.5	Stainless steel	51320205, 51321206	7,5	89	-	32	

Part no.	Thread	Material	Nut	Dimensions (mm)				Insert
				A	B	C	⚙️	
Type M female swivel								
21360644C	1"x12UNF	Stainless steel	51360645, 51360641, 51360643	7,5	84	-	32	

Part no.	Thread	Material	Relief bores	Dimensions (mm)				Swivel nut
				A	B	C	⚙️	
Swivel nut								
51360641	1"x12UNF	Steel	1 radial	16,8	28	22	32	
51360643	1"x12UNF	Stainless steel	1 radial	16,8	28	22	32	
51360645	1"x12UNF	AISI 316Ti	1 radial	16,8	28	22	32	
51321206	M24x1.5	Steel	2 axial	16,8	23	16	32	
51320205	M24x1.5	AISI 316Ti	1 radial	16,8	23	16	32	

Production-related variations of the burst pressure of up to 5 % are possible.

The safety factors between the burst pressure and the working pressure as well as the test pressure depend on the operating conditions. For gaseous media the outer cover is to be pinpricked. Regarding the safety factor for gaseous media please contact your local SPIR STAR® assembling center.

The indicated working pressure refers to the hose only. Depending on the used fitting the permitted working pressure of a hose assembly may be less.

BLAST PRO fittings may only be used for tube cleaning operations inside the tube. They have not been designed for the use outside of tubes.

We reserve our rights for technical changes without notice. Subject to printing errors.



Applications

- Hydraulics:** Hydraulic tools (instrumentation packages for gauges, control of service equipment, hydraulic jacks, hydraulic tools)
- Oil and Gas:** Methanol service (oil rigs, distribution panels, umbilicals), chemical injection, nitrogen service, jumper/subsea well control, Gaseous media handling



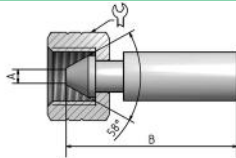
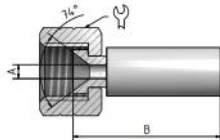
Technical Information

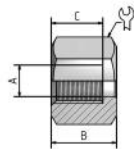
- Inner Core:** Polyvinylidenfluoride (PVDF)
- Pressure Support:** 4 layers of high-tensile steel wire
- Outer Cover:** Polyamide (PA)
- Colour:** Dark green
- Temperature:** -20°C to +80°C [-4°F to 176°F]

Ø ID	Ø OD	Working Pressure	Burst Pressure	Bend Radius	Weight	Insert ID
16,0 mm	25,5 mm	690 bar	2.760 bar	400 mm	1,082 kg/m	10,5 mm
0,63 inch	1,00 inch	10.000 psi	40.000 psi	15,75 inch	0,725 lbs/ft	0,41 inch

Part no.	Thread	Material	Dimensions (mm)				⚙	Sleeve
			A	B	C			
Sleeve								
11640112	-	Steel	32,7	69	-	-		
11640115	-	AISI 316Ti	32,6	69	-	-		

Part no.	Thread	Material	Nut	Dimensions (mm)				⚙	Insert
				A	B	C			
MP fitting									
41640305B	3/4"x16UNF LH	AISI 316Ti	-	10,5	120	18	-		
Male fitting									
31640401B	3/4"x14NPT	Steel	-	10,5	101	18	27		
Female swivel with O-Ring									
21640101B	M30x2	Steel	51640201	10,5	98	-	41		

Part no.	Thread	Material	Nut	Dimensions (mm)				Insert
				A	B	C	⚙	
Type M female swivel								
21640605B	1 5/16"x12UN	AISI 316Ti	52040645	10,5	99	-	46	
JIC female swivel								
21640645B	1 1/16"x12UN	AISI 316Ti	51640605	10,5	84	-	36	

Part no.	Thread	Material	Relief bores	Dimensions (mm)				Swivel nut
				A	B	C	⚙	
Swivel nut								
51640605	1 1/16"x12UN	AISI 316Ti	1 radial	20,1	29	23	36	
52040645	1 5/16"x12UN	AISI 316Ti	1 radial	25,5	31,5	11,5	46	
51640201	M30x2	Steel	1 radial	20,5	28	15	41	

Production-related variations of the burst pressure of up to 5 % are possible.

The safety factors between the burst pressure and the working pressure as well as the test pressure depend on the operating conditions. For gaseous media the outer cover is to be pinpricked. Regarding the safety factor for gaseous media please contact your local SPIR STAR® assembling center.

The indicated working pressure refers to the hose only. Depending on the used fitting the permitted working pressure of a hose assembly may be less.

BLAST PRO fittings may only be used for tube cleaning operations inside the tube. They have not been designed for the use outside of tubes.

We reserve our rights for technical changes without notice. Subject to printing errors.



Applications

- Hydraulics:** Hydraulic tools (instrumentation packages for gauges, control of service equipment, hydraulic jacks, hydraulic tools)
- Oil and Gas:** Methanol service (oil rigs, distribution panels, umbilicals), chemical injection, nitrogen service, jumper/subsea well control, Gaseous media handling


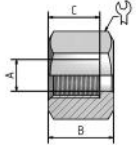
Technical Information

- Inner Core:** Polyvinylidenfluoride (PVDF)
- Pressure Support:** 4 layers of high-tensile steel wire
- Outer Cover:** Polyamide (PA)
- Colour:** Dark green
- Temperature:** -20°C to +80°C [-4°F to 176°F]

Ø ID	Ø OD	Working Pressure	Burst Pressure	Bend Radius	Weight	Insert ID
18,8 mm	28,8 mm	690 bar	2.760 bar	500 mm	1,350 kg/m	13,0 mm
0,74 inch	1,13 inch	10.000 psi	40.000 psi	19,69 inch	0,907 lbs/ft	0,51 inch

Part no.	Thread	Material	Dimensions (mm)				Sleeve
			A	B	C	⚙	
Sleeve							
12040131	-	Steel	36,9	72	-	-	

Part no.	Thread	Material	Nut	Dimensions (mm)				Insert
				A	B	C	⚙	
MP fitting								
42060304C	1"x14UNS LH	Stainless steel	-	13	158	30	-	
Female swivel with O-Ring								
22060202C	M36x2	Steel	52040211	13	127	-	46	
Type M female swivel								
22060644C	1 5/16"x12UN	Stainless steel	52040645	13	107	-	46	

Part no.	Thread	Material	Relief bores	Dimensions (mm)				Swivel nut
				A	B	C		
Swivel nut								
52040645	1 5/16"x12UN	AISI 316Ti	1 radial	25,5	31,5	11,5	46	
52040211	M36x2	Steel	1 radial	25,5	30	18	46	

Production-related variations of the burst pressure of up to 5 % are possible.

The safety factors between the burst pressure and the working pressure as well as the test pressure depend on the operating conditions. For gaseous media the outer cover is to be pinpricked. Regarding the safety factor for gaseous media please contact your local SPIR STAR® assembling center.

The indicated working pressure refers to the hose only. Depending on the used fitting the permitted working pressure of a hose assembly may be less.

BLAST PRO fittings may only be used for tube cleaning operations inside the tube. They have not been designed for the use outside of tubes.

We reserve our rights for technical changes without notice. Subject to printing errors.



Applications

Hydraulics:

Hydraulic tools (instrumentation packages for gauges, control of service equipment, hydraulic jacks, hydraulic tools)

Oil and Gas:

Methanol service (oil rigs, distribution panels, umbilicals), chemical injection, nitrogen service, jumper/subsea well control, Gaseous media handling



Technical Information

Inner Core:

Polyvinylidenfluoride (PVDF)

Pressure Support:

6 layers of high-tensile steel wire

Outer Cover:

Polyamide (PA)

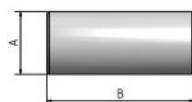
Colour:

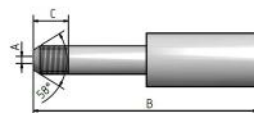
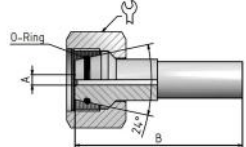
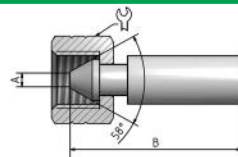
Dark green


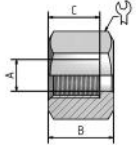
Temperature:

-20°C to +80°C [-4°F to 176°F]

Ø ID	Ø OD	Working Pressure	Burst Pressure	Bend Radius	Weight	Insert ID
18,8 mm	32,8 mm	860 bar	3.450 bar	600 mm	2,170 kg/m	13,0 mm
0,74 inch	1,29 inch	12.500 psi	50.000 psi	23,62 inch	1,454 lbs/ft	0,51 inch

Part no.	Thread	Material	Dimensions (mm)				Sleeve
			A	B	C	⚙	
Sleeve							
12060111	-	Steel	42,9	72	-	-	

Part no.	Thread	Material	Nut	Dimensions (mm)				Insert
				A	B	C	⚙	
MP fitting								
42060304C	1"x14UNS LH	Stainless steel	-	13	158	30	-	
Female swivel with O-Ring								
22060202C	M36x2	Steel	52040201	13	127	-	46	
Type M female swivel								
22060644C	1 5/16"x12UN	Stainless steel	52040645	13	107	-	46	

Part no.	Thread	Material	Relief bores	Dimensions (mm)				Swivel nut
				A	B	C		
Swivel nut								
52040645	1 5/16"x12UN	AISI 316Ti	1 radial	25,5	31,5	11,5	46	
52040201	M36x2	Steel	1 radial	25,5	38	22	46	

Production-related variations of the burst pressure of up to 5 % are possible.

The safety factors between the burst pressure and the working pressure as well as the test pressure depend on the operating conditions. For gaseous media the outer cover is to be pinpricked. Regarding the safety factor for gaseous media please contact your local SPIR STAR® assembling center.

The indicated working pressure refers to the hose only. Depending on the used fitting the permitted working pressure of a hose assembly may be less.

BLAST PRO fittings may only be used for tube cleaning operations inside the tube. They have not been designed for the use outside of tubes.

We reserve our rights for technical changes without notice. Subject to printing errors.



Applications

Hydraulics:

Hydraulic tools (instrumentation packages for gauges, control of service equipment, hydraulic jacks, hydraulic tools)

Oil and Gas:

Methanol service (oil rigs, distribution panels, umbilicals), chemical injection, nitrogen service, jumper/subsea well control, Gaseous media handling



Technical Information

Inner Core:

Polyvinylidenfluoride (PVDF)

Pressure Support:

4 layers of high-tensile steel wire

Outer Cover:

Polyamide (PA)

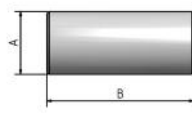
Colour:

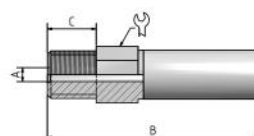
Dark green

Temperature:


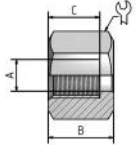
-20°C to +80°C [-4°F to 176°F]

Ø ID	Ø OD	Working Pressure	Burst Pressure	Bend Radius	Weight	Insert ID
24,8 mm	36,3 mm	520 bar	2.070 bar	500 mm	1,820 kg/m	18,0 mm
0,98 inch	1,43 inch	7.500 psi	30.000 psi	19,69 inch	1,223 lbs/ft	0,71 inch

Part no.	Thread	Material	Dimensions (mm)				Sleeve
			A	B	C	⚙	
Sleeve							
12540125	-	AISI 316Ti	42,4	92	-	-	

Part no.	Thread	Material	Nut	Dimensions (mm)				Insert
				A	B	C	⚙	
Male fitting								
32540405HB	1"x1 1/2 NPTF	AISI 316Ti	-	18	131	25	36	

Part no.	Thread	Material	Nut	Dimensions (mm)				Insert
				A	B	C	⚙	
Female swivel with O-Ring								
22540205HB	M42x2	AISI 316Ti	52521215	18	122	-	50	

Part no.	Thread	Material	Relief bores	Dimensions (mm)				Swivel nut
				A	B	C		
Swivel nut								
52521215	M42x2	AISI 316Ti	2 axial	30,2	34	35,8	50	

Production-related variations of the burst pressure of up to 5 % are possible.

The safety factors between the burst pressure and the working pressure as well as the test pressure depend on the operating conditions. For gaseous media the outer cover is to be pinpricked. Regarding the safety factor for gaseous media please contact your local SPIR STAR® assembling center.

The indicated working pressure refers to the hose only. Depending on the used fitting the permitted working pressure of a hose assembly may be less.

BLAST PRO fittings may only be used for tube cleaning operations inside the tube. They have not been designed for the use outside of tubes.

We reserve our rights for technical changes without notice. Subject to printing errors.

Hose Type 5/4HT®

High temperature

ID5 - Series: H



Applications

Oil and Gas:

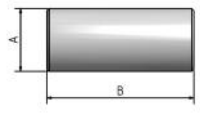
Methanol service (oil rigs, distribution panels, umbilicals), chemical injection, control of subsea hydraulic components, nitrogen service, jumper/ subsea well control, Gaseous media handling

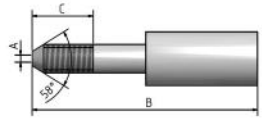
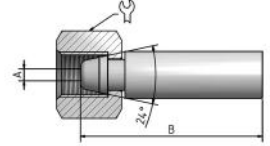


Technical Information

Inner Core:	Polyvinylidenfluoride (PVDF)
Pressure Support:	4 layers of high-tensile steel wire
Outer Cover:	Polyvinylidenfluoride (PVDF)
Colour:	Light grey
Temperature:	-20°C to +150°C [-4°F to 300°F]

Ø ID	Ø OD	Working Pressure	Burst Pressure	Bend Radius	Weight	Insert ID
5,0 mm	11,2 mm	1.035 bar	4.830 bar	250 mm	0,280 kg/m	2,5 mm
0,20 inch	0,44 inch	15.000 psi	70.000 psi	9,84 inch	0,188 lbs/ft	0,10 inch

Part no.	Thread	Material	Dimensions (mm)				Sleeve
			A	B	C	⚙	
Sleeve							
10540145	-	AISI 316Ti	15,4	56	-	-	

Part no.	Thread	Material	Nut	Dimensions (mm)				Insert
				A	B	C	⚙	
HP fitting								
40540205H	1/4"x28UNF LH	AISI 316Ti	-	2,5	86	14	-	
Female swivel 24°/60°								
20540315H	G1/4"	AISI 316Ti	50540305	2,5	71	-	19	

Hose Type 5/4HT®



High temperature

ID5 - Series: H

Part no.	Thread	Material	Nut	Dimensions (mm)				Insert
				A	B	C	⌀	
Type M female swivel								
20540665H	9/16"x18UNF	AISI 316Ti	50540605	2,5	68	-	19	

Part no.	Thread	Material	Relief bores	Dimensions (mm)				Swivel nut
				A	B	C	⌀	
Swivel nut								
50540605	9/16"x18UNF	AISI 316Ti	1 radial	9,2	18	14	19	
50540305	G1/4"	AISI 316Ti	1 radial	9,2	16,5	8,5	19	

Important Information!

In case of accidental leakage when transferring hot medium through SPIR STAR hoses the potential for injury exists from escaping fluids at high temperature (up to 150 C or 300F) while under pressure. When used for this purpose SPIR STAR HT series hoses should only be used when there is appropriate protecting devices in place to rule out the possibility of injury. The protecting devices may be removed only (e.g. for repairs) after the hose assembly has been depressurized and cooled to ambient temperature.

Production-related variations of the burst pressure of up to 5 % are possible.

The safety factors between the burst pressure and the working pressure as well as the test pressure depend on the operating conditions. For gaseous media the outer cover is to be pinpricked. Regarding the safety factor for gaseous media please contact your local SPIR STAR® assembling center.

The indicated working pressure refers to the hose only. Depending on the used fitting the permitted working pressure of a hose assembly may be less.

BLAST PRO fittings may only be used for tube cleaning operations inside the tube. They have not been designed for the use outside of tubes.

We reserve our rights for technical changes without notice. Subject to printing errors.

Hose Type 6/2WHT®

High Temperature

ID6 - Series: HB



Applications

Oil and Gas:

Methanol service (oil rigs, distribution panels, umbilicals), chemical injection, control of subsea hydraulic components, nitrogen service, jumper/ subsea well control, Gaseous media handling

Technical Information

Inner Core:

Polyvinylidenfluoride (PVDF)

Pressure Support:

2 open layers, 2 dense layers of high-tensile steel wire

Outer Cover:

Polyvinylidenfluoride (PVDF)

Colour:

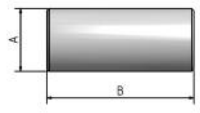
Light grey

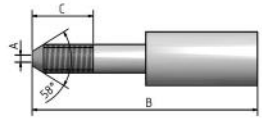
Temperature:

-20°C to +150°C [-4°F to 300°F]



Ø ID	Ø OD	Working Pressure	Burst Pressure	Bend Radius	Weight	Insert ID
6,3 mm	12,2 mm	690 bar	2.760 bar	150 mm	0,266 kg/m	3,5 mm
0,25 inch	0,48 inch	10.000 psi	40.000 psi	5,91 inch	0,178 lbs/ft	0,14 inch

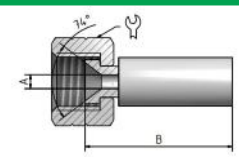
Part no.	Thread	Material	Dimensions (mm)				Sleeve
			A	B	C	⚙	
Sleeve							
10640115	-	AISI 316Ti	17,5	64	-	-	

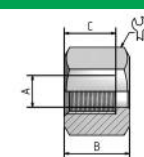
Part no.	Thread	Material	Nut	Dimensions (mm)				Insert
				A	B	C	⚙	
HP fitting								
40640205HB	3/8"x24UNF LH	AISI 316Ti	-	3,5	98	20	-	

Part no.	Thread	Material	Nut	Dimensions (mm)				Insert
				A	B	C	⚙	
MP fitting								
40640305HB	3/8"x24UNF LH	AISI 316Ti	-	3,5	100	11	-	

Part no.	Thread	Material	Nut	Dimensions (mm)				Insert
				A	B	C	⚙	
Female swivel 24°/60°								
20640315HB	M16x1.5	AISI 316Ti	50620125	3,5	77	-	19	

Part no.	Thread	Material	Nut	Dimensions (mm)				Insert
				A	B	C	⚙	
Type M female swivel								
20640645HB	9/16"x18UNF	AISI 316Ti	S5063615	3,5	73	-	19	

Part no.	Thread	Material	Nut	Dimensions (mm)				Insert
				A	B	C	⌀	
JIC female swivel								
20640655HB	9/16"x18UNF	AISI 316Ti	S5063615	3,5	69	-	19	

Part no.	Thread	Material	Relief bores	Dimensions (mm)				Swivel nut
				A	B	C	⌀	
Swivel nut								
S5063615	9/16"x18UNF	AISI 316Ti	1 radial	9,5	18	15	19	
50620125	M16x1.5	AISI 316Ti	1 radial	9,5	17,5	10	19	

Important Information!

In case of accidental leakage when transferring hot medium through SPIR STAR hoses the potential for injury exists from escaping fluids at high temperature (up to 150 C or 300F) while under pressure. When used for this purpose SPIR STAR HT series hoses should only be used when there is appropriate protecting devices in place to rule out the possibility of injury. The protecting devices may be removed only (e.g. for repairs) after the hose assembly has been depressurized and cooled to ambient temperature.

Production-related variations of the burst pressure of up to 5 % are possible.

The safety factors between the burst pressure and the working pressure as well as the test pressure depend on the operating conditions. For gaseous media the outer cover is to be pinpricked. Regarding the safety factor for gaseous media please contact your local SPIR STAR® assembling center.

The indicated working pressure refers to the hose only. Depending on the used fitting the permitted working pressure of a hose assembly may be less.

BLAST PRO fittings may only be used for tube cleaning operations inside the tube. They have not been designed for the use outside of tubes.

We reserve our rights for technical changes without notice. Subject to printing errors.

Hose Type 6/4HT®

High Temperature

ID6 - Series: HB



Applications

Oil and Gas:

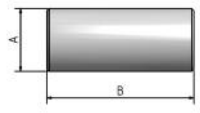
Methanol service (oil rigs, distribution panels, umbilicals), chemical injection, control of subsea hydraulic components, nitrogen service, jumper/ subsea well control, Gaseous media handling

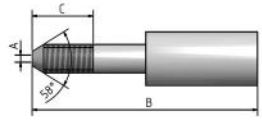
Technical Information

Inner Core:	Polyvinylidenfluoride (PVDF)
Pressure Support:	4 layers of high-tensile steel wire
Outer Cover:	Polyvinylidenfluoride (PVDF)
Colour:	Light grey
Temperature:	-20°C to +150°C [-4°F to 300°F]



Ø ID	Ø OD	Working Pressure	Burst Pressure	Bend Radius	Weight	Insert ID
6,3 mm	12,6 mm	1.035 bar	4.140 bar	280 mm	0,320 kg/m	3,5 mm
0,25 inch	0,50 inch	15.000 psi	60.000 psi	11,02 inch	0,214 lbs/ft	0,14 inch

Part no.	Thread	Material	Dimensions (mm)				Sleeve
			A	B	C	⚙	
Sleeve							
10640115	-	AISI 316Ti	17,5	64	-	-	

Part no.	Thread	Material	Nut	Dimensions (mm)				Insert
				A	B	C	⚙	
HP fitting								
40640205HB	3/8"x24UNF LH	AISI 316Ti	-	3,5	98	20	-	

MP fitting								
40640305HB	3/8"x24UNF LH	AISI 316Ti	-	3,5	100	11	-	

Female swivel 24°/60°								
20640315HB	M16x1.5	AISI 316Ti	50620125	3,5	77	-	19	

Type M female swivel								
20640645HB	9/16"x18UNF	AISI 316Ti	S5063615	3,5	73	-	19	

Hose Type 6/4HT®



High Temperature

ID6 - Series: HB

Part no.	Thread	Material	Nut	Dimensions (mm)				Insert
				A	B	C	⌀	
JIC female swivel								
20640655HB	9/16"x18UNF	AISI 316Ti	S5063615	3,5	69	-	19	

Part no.	Thread	Material	Relief bores	Dimensions (mm)				Swivel nut
				A	B	C	⌀	
Swivel nut								
S5063615	9/16"x18UNF	AISI 316Ti	1 radial	9,5	18	15	19	
50620125	M16x1.5	AISI 316Ti	1 radial	9,5	17,5	10	19	

Important Information!

In case of accidental leakage when transferring hot medium through SPIR STAR hoses the potential for injury exists from escaping fluids at high temperature (up to 150 C or 300F) while under pressure. When used for this purpose SPIR STAR HT series hoses should only be used when there is appropriate protecting devices in place to rule out the possibility of injury. The protecting devices may be removed only (e.g. for repairs) after the hose assembly has been depressurized and cooled to ambient temperature.

Production-related variations of the burst pressure of up to 5 % are possible.

The safety factors between the burst pressure and the working pressure as well as the test pressure depend on the operating conditions. For gaseous media the outer cover is to be pinpricked. Regarding the safety factor for gaseous media please contact your local SPIR STAR® assembling center.

The indicated working pressure refers to the hose only. Depending on the used fitting the permitted working pressure of a hose assembly may be less.

BLAST PRO fittings may only be used for tube cleaning operations inside the tube. They have not been designed for the use outside of tubes.

We reserve our rights for technical changes without notice. Subject to printing errors.

Hose Type 8/2WHT®

High Temperature

ID8 - Series: H



Applications

Oil and Gas:

Methanol service (oil rigs, distribution panels, umbilicals), chemical injection, control of subsea hydraulic components, nitrogen service, jumper/ subsea well control, Gaseous media handling



Technical Information

Inner Core:

Polyvinylidenfluoride (PVDF)

Pressure Support:

2 open layers, 2 dense layers of high-tensile steel wire

Outer Cover:

Polyvinylidenfluoride (PVDF)

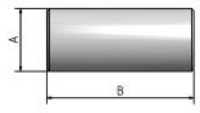
Colour:

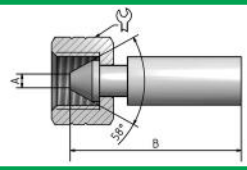
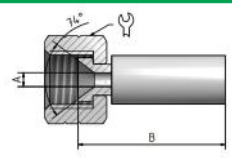
Grey

Temperature:

-20°C to +150°C [-4°F to 300°F]

Ø ID	Ø OD	Working Pressure	Burst Pressure	Bend Radius	Weight	Insert ID
8,0 mm	14,5 mm	690 bar	2.760 bar	250 mm	0,400 kg/m	4,0 mm
0,31 inch	0,57 inch	10.000 psi	40.000 psi	9,84 inch	0,268 lbs/ft	0,16 inch

Part no.	Thread	Material	Dimensions (mm)				Sleeve
			A	B	C	⚙	
Sleeve							
10830145	-	AISI 316Ti	20,7	56	-	-	


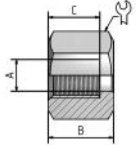
Part no.	Thread	Material	Nut	Dimensions (mm)				Insert
				A	B	C	⚙	
Type M female swivel								
20820665H	3/4"x16UNF	AISI 316Ti	50840605	4	76	-	24	
JIC female swivel								
20820615H	9/16"x18UNF	AISI 316Ti	50820605	4	66	-	19	
20820605H	3/4"x16UNF	AISI 316Ti	50840605	4	72	-	24	

Hose Type 8/2WHT®



High Temperature

ID8 - Series: H

Part no.	Thread	Material	Relief bores	Dimensions (mm)				Swivel nut
				A	B	C		
Swivel nut								
50820605	9/16"x18UNF	AISI 316Ti	1 radial	10,6	18	14	19	
50840605	3/4"x16UNF	AISI 316Ti	1 radial	12,2	22,5	17,5	24	

Important Information!

In case of accidental leakage when transferring hot medium through SPIR STAR hoses the potential for injury exists from escaping fluids at high temperature (up to 150 C or 300F) while under pressure. When used for this purpose SPIR STAR HT series hoses should only be used when there is appropriate protecting devices in place to rule out the possibility of injury. The protecting devices may be removed only (e.g. for repairs) after the hose assembly has been depressurized and cooled to ambient temperature.

Production-related variations of the burst pressure of up to 5 % are possible.

The safety factors between the burst pressure and the working pressure as well as the test pressure depend on the operating conditions. For gaseous media the outer cover is to be pinpricked. Regarding the safety factor for gaseous media please contact your local SPIR STAR® assembling center.

The indicated working pressure refers to the hose only. Depending on the used fitting the permitted working pressure of a hose assembly may be less.

BLAST PRO fittings may only be used for tube cleaning operations inside the tube. They have not been designed for the use outside of tubes.

We reserve our rights for technical changes without notice. Subject to printing errors.

Hose Type 8/4HT®

High Temperature

ID8 - Series: HB



Applications

Oil and Gas:

Methanol service (oil rigs, distribution panels, umbilicals), chemical injection, control of subsea hydraulic components, nitrogen service, jumper/ subsea well control, Gaseous media handling



Technical Information

Inner Core:	Polyvinylidenfluoride (PVDF)
Pressure Support:	4 layers of high-tensile steel wire
Outer Cover:	Polyvinylidenfluoride (PVDF)
Colour:	Grey
Temperature:	-20°C to +150°C [-4°F to 300°F]

Ø ID	Ø OD	Working Pressure	Burst Pressure	Bend Radius	Weight	Insert ID
8,0 mm	14,6 mm	1.035 bar	4.140 bar	300 mm	0,413 kg/m	4,5 mm
0,31 inch	0,57 inch	15.000 psi	60.000 psi	11,81 inch	0,277 lbs/ft	0,18 inch

Part no.	Thread	Material	Dimensions (mm)				Sleeve
			A	B	C	⚙	
Sleeve							
10840152	-	Steel	20,2	65	-	-	
10840155	-	AISI 316Ti	20,2	65	-	-	


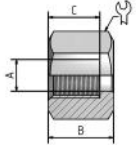
Part no.	Thread	Material	Nut	Dimensions (mm)				Insert
				A	B	C	⚙	
Female swivel 24°/60°								
20840311HB	G3/8"	Steel	50860301, 50840305	4,5	77	-	24	
Type M female swivel								
20840645HB	3/4"x16UNF	AISI 316Ti	50840605, 50840601	4,5	78	-	24	
JIC female swivel								
20840605HB	3/4"x16UNF	AISI 316Ti	50840605, 50840601	4,5	73	-	24	

Hose Type 8/4HT®



High Temperature

ID8 - Series: HB

Part no.	Thread	Material	Relief bores	Dimensions (mm)				Swivel nut
				A	B	C		
Swivel nut								
50840601	3/4"x16UNF	Steel	1 radial	12,2	22,5	17,5	24	
50840605	3/4"x16UNF	AISI 316Ti	1 radial	12,2	22,5	17,5	24	
50860301	G3/8"	Steel	1 radial	12,5	21,5	15,5	24	
50840305	G3/8"	AISI 316Ti	1 radial	12,2	21,5	15,5	24	

Important Information!

In case of accidental leakage when transferring hot medium through SPIR STAR hoses the potential for injury exists from escaping fluids at high temperature (up to 150 C or 300F) while under pressure. When used for this purpose SPIR STAR HT series hoses should only be used when there is appropriate protecting devices in place to rule out the possibility of injury. The protecting devices may be removed only (e.g. for repairs) after the hose assembly has been depressurized and cooled to ambient temperature.

Production-related variations of the burst pressure of up to 5 % are possible.

The safety factors between the burst pressure and the working pressure as well as the test pressure depend on the operating conditions. For gaseous media the outer cover is to be pinpricked. Regarding the safety factor for gaseous media please contact your local SPIR STAR® assembling center.

The indicated working pressure refers to the hose only. Depending on the used fitting the permitted working pressure of a hose assembly may be less.

BLAST PRO fittings may only be used for tube cleaning operations inside the tube. They have not been designed for the use outside of tubes.

We reserve our rights for technical changes without notice. Subject to printing errors.



Hose Type 10/4HT®

High temperature

ID10 - Series: H



Applications

Oil and Gas:

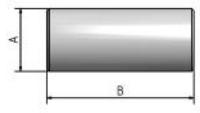
Methanol service (oil rigs, distribution panels, umbilicals), chemical injection, control of subsea hydraulic components, nitrogen service, jumper/ subsea well control, Gaseous media handling

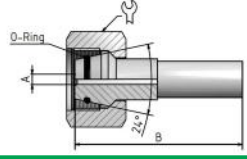
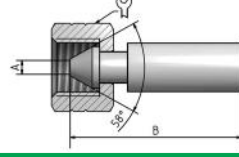
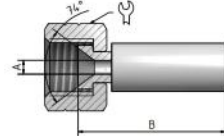
Technical Information


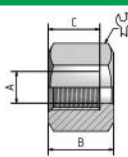
Inner Core: Polyvinylidenfluoride (PVDF)
Pressure Support: 4 layers of high-tensile steel wire
Outer Cover: Polyvinylidenfluoride (PVDF)
Colour: Grey
Temperature: -20°C to +150°C [-4°F to 300°F]



Ø ID	Ø OD	Working Pressure	Burst Pressure	Bend Radius	Weight	Insert ID
9,9 mm	18,4 mm	1.035 bar	4.140 bar	300 mm	0,695 kg/m	5,0 mm
0,39 inch	0,72 inch	15.000 psi	60.000 psi	11,81 inch	0,466 lbs/ft	0,20 inch

Part no.	Thread	Material	Dimensions (mm)				Sleeve
			A	B	C	⚙	
11040145	-	AISI 316Ti	24,9	64	-	-	

Part no.	Thread	Material	Nut	Dimensions (mm)				Insert
				A	B	C	⚙	
Female swivel with O-Ring								
21040115H	M22x1.5	AISI 316Ti	51060205, 51060201	5	92	-	30	
Type M female swivel								
21040645H	3/4"x16UNF	AISI 316Ti	51320615	5	84	-	24	
JIC female swivel								
21040605H	3/4"x16UNF	AISI 316Ti	51320615	5	79	-	24	
21040615H	9/16"x18UNF	AISI 316Ti	51040615	5	77	-	19	

Part no.	Thread	Material	Relief bores	Dimensions (mm)				Swivel nut
				A	B	C		
Swivel nut								
51320615	3/4"x16UNF	AISI 316Ti	1 radial	14,2	22,5	17,5	24	
51040615	9/16"x18UNF	AISI 316Ti	1 radial	11,2	18	14	19	
51060201	M22x1.5	Steel	2 axial	14,2	23	14	30	
51060205	M22x1.5	AISI 316Ti	2 axial	14,2	25	14	30	

Important Information!

In case of accidental leakage when transferring hot medium through SPIR STAR hoses the potential for injury exists from escaping fluids at high temperature (up to 150 C or 300F) while under pressure. When used for this purpose SPIR STAR HT series hoses should only be used when there is appropriate protecting devices in place to rule out the possibility of injury. The protecting devices may be removed only (e.g. for repairs) after the hose assembly has been depressurized and cooled to ambient temperature.

Production-related variations of the burst pressure of up to 5 % are possible.

The safety factors between the burst pressure and the working pressure as well as the test pressure depend on the operating conditions. For gaseous media the outer cover is to be pinpricked. Regarding the safety factor for gaseous media please contact your local SPIR STAR® assembling center.

The indicated working pressure refers to the hose only. Depending on the used fitting the permitted working pressure of a hose assembly may be less.

BLAST PRO fittings may only be used for tube cleaning operations inside the tube. They have not been designed for the use outside of tubes.

We reserve our rights for technical changes without notice. Subject to printing errors.

Hose Type 1 3/4HHT®

High Temperature

ID13 - Series: C



Applications

Oil and Gas:

Methanol service (oil rigs, distribution panels, umbilicals), chemical injection, control of subsea hydraulic components, nitrogen service, jumper/ subsea well control, Gaseous media handling

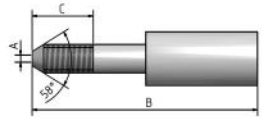


Technical Information

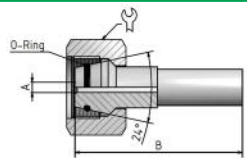
Inner Core:	Polyvinylidenfluoride (PVDF)
Pressure Support:	4 layers of high-tensile steel wire
Outer Cover:	Polyvinylidenfluoride (PVDF)
Colour:	Grey
Temperature:	-20°C to +150°C [-4°F to 300°F]

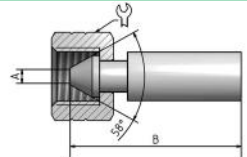
Ø ID	Ø OD	Working Pressure	Burst Pressure	Bend Radius	Weight	Insert ID
12,8 mm	22,0 mm	860 bar	3.450 bar	300 mm	1,000 kg/m	7,5 mm
0,50 inch	0,87 inch	12.500 psi	50.000 psi	11,81 inch	0,672 lbs/ft	0,30 inch

Part no.	Thread	Material	Dimensions (mm)				Sleeve
			A	B	C	⚙	
Sleeve							
11340232	-	Steel	29,5	63	-	-	

Part no.	Thread	Material	Nut	Dimensions (mm)				Insert
				A	B	C	⚙	
HP fitting								
41360214C	9/16"x18UNF LH	Stainless steel	-	7,5	118	24	-	

MP fitting								
41360204C	3/4"x16UNF LH	Stainless steel	-	7,5	121	25	-	

Female swivel with O-Ring								
21360244C	M24x1.5	Stainless steel	51320205, 51321206	7,5	89	-	32	


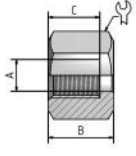
Type M female swivel								
21360644C	1"x12UNF	Stainless steel	51360645, 51360641, 51360643	7,5	84	-	32	

Hose Type I3/4HHT®



High Temperature

ID13 - Series: C

Part no.	Thread	Material	Relief bores	Dimensions (mm)				Swivel nut
				A	B	C		
Swivel nut								
51360641	1"x12UNF	Steel	1 radial	16,8	28	22	32	
51360643	1"x12UNF	Stainless steel	1 radial	16,8	28	22	32	
51360645	1"x12UNF	AISI 316Ti	1 radial	16,8	28	22	32	
51321206	M24x1.5	Steel	2 axial	16,8	23	16	32	
51320205	M24x1.5	AISI 316Ti	1 radial	16,8	23	16	32	

Important Information!

In case of accidental leakage when transferring hot medium through SPIR STAR hoses the potential for injury exists from escaping fluids at high temperature (up to 150 C or 300F) while under pressure. When used for this purpose SPIR STAR HT series hoses should only be used when there is appropriate protecting devices in place to rule out the possibility of injury. The protecting devices may be removed only (e.g. for repairs) after the hose assembly has been depressurized and cooled to ambient temperature.

Production-related variations of the burst pressure of up to 5 % are possible.

The safety factors between the burst pressure and the working pressure as well as the test pressure depend on the operating conditions. For gaseous media the outer cover is to be pinpricked. Regarding the safety factor for gaseous media please contact your local SPIR STAR® assembling center.

The indicated working pressure refers to the hose only. Depending on the used fitting the permitted working pressure of a hose assembly may be less.

BLAST PRO fittings may only be used for tube cleaning operations inside the tube. They have not been designed for the use outside of tubes.

We reserve our rights for technical changes without notice. Subject to printing errors.

Important Comment

Before installing and operating the product, these Installing and Operating Instructions have to be read carefully.
Comments and remarks regarding dangers have to be observed in particular.

These Instructions are valid on condition that the proper product has been selected for the application. Selection and dimensioning of the product is not the subject of these Instructions. If these Instructions are not observed or if they are misinterpreted, SPIR STAR® Druckschläuche AG will be exempt from any product liability and guarantee. This applies also if our product is taken apart or if it is modified.

These Instructions shall be kept in a safe place and – if our product is passed on, whether individually or as a part of a machine – shall be passed along in order to be at the disposal of the user.

Safety Information

- Only trained personnel may execute the installation of our product and set it into operation.
- Check the high-pressure hose assemblies for kinks, wear and tear, corrosion, cracks and other damages each time before using them.
- High-pressure hose assemblies showing kinks, cracks, corrosion, leaking fittings or damages of the outer cover reaching down to the reinforcing steel wires have to be exchanged.
- Use only high-pressure hose assemblies the allowable working pressure of which you know.
- Do not use leaking high-pressure hose assemblies.
- Use only clean, filtered media in order to extend the “life span” of the high-pressure hoses.
- If a malfunction is suspected, the product or the machine it was mounted to shall be put out of operation immediately and the high-pressure hose assembly exchanged.

Hazards

- Hazard by a bursting hose assembly.
A hazard may originate from fragments flying around.
- Hazard by a leaking hose assembly.
Leaking media, especially if emerging in a very thin jet, may cause severe cuts and even cut off limbs.
Hot media may lead to scalding. Admixtures to the water may cause irritations and burns.
- Hazard by a hot medium inside the hose assembly.
Touching the hot surface of the hose assembly may lead to severe burns.
- Hazard by the alteration of the length of the hose assembly.
High-pressure hose assemblies shorten under pressure. This can make the operator lose his stability, and the hose assembly may lose its operational safety.
- Hazard by hose fittings and components joining hose assemblies.
Hazards may originate from hose fittings and components joining hose assemblies if these become unfastened, break off or are pulled out as this may lead to an uncontrollable lashing movement of the hose assembly (whip effect).
- Hazard by hoses lying about.
Hoses lying about create a potential stumbling hazard.

1. Marking

Hose type and batch number are printed on the hose at regular distances. The ferrules are marked with the max. allowable working pressure, the name of the manufacturer, the date of production (month of the year and year), the serial number and, upon the customer's request, identified with a customer's serial number.



2. Intended purpose

SPIR STAR® High-pressure hose is thought for applications with water using pressure sources with low pulsation rates ($\pm 5\%$).

The following working temperatures are allowed:

Product series	Allowed working temperatures
In general	-30°C to +60°C
Series HT	-20°C to +150°C
Series PPA	-20°C to +80°C
Series F*)	-70°C to +200°C

*) The max. allowable working pressure of the product series „F“ decreases by 5% in the temperature range between 24°C and 100°C, by 10% in the range between >100°C and 150°C, and by 20% in the range between >150°C and 200°C

If SPIR STAR® High-pressure hoses are to be used with aggressive media like alkaline solutions and acids for example, it is necessary to send a written inquiry on the resistance to SPIR STAR® Druckschläuche AG before using them.

If SPIR STAR® High-pressure hoses are to be used with gaseous media, a safety factor of 1:6 between working pressure and burst pressure is to be observed. In this case the outer cover of the hose has to be pricked (perforated) every 10 mm with a suitable device or a spring-actuated prick punch.

The maximum working pressure given on the ferrules must not be exceeded under any circumstances. This applies also to pressure peaks.

3. Installing / Setting into operation

While tightening the nuts of the fittings, care must be taken that the fittings are not turned within the ferrules.

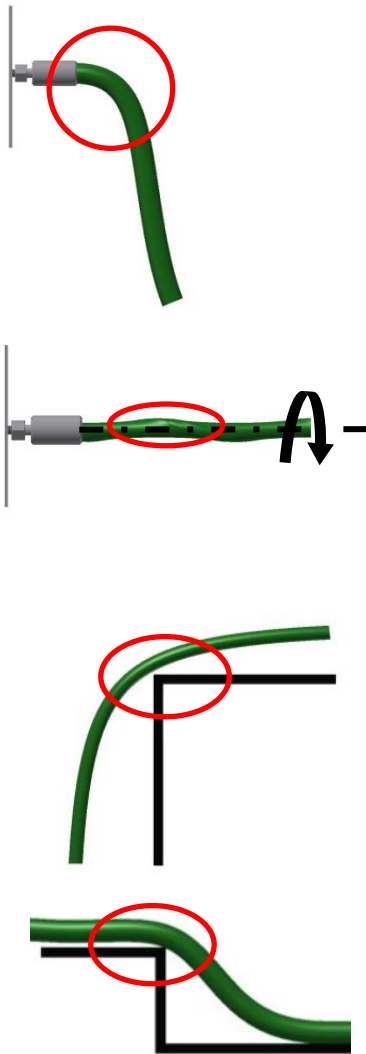
The nuts of the fittings must never be tightened while the high-pressure hose assembly is under pressure.

The hose assembly must be secured in an appropriate way if its weight might lead to excessive tensile strain, e.g. by hanging off high buildings.


The high-pressure hose assembly must not be secured at the ferrule by means of a vise or a heavy pipe wrench.

The high-pressure hose assembly should be secured at both ends by an appropriate retaining device (hose arrestor) against lashing about in the case of the hose fitting breaking or being pulled out.

Wrong



Right



Comment


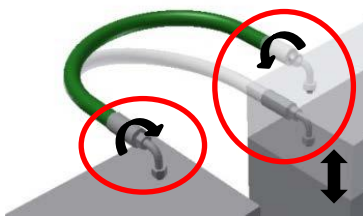
At installing, make sure that the required length exists to avoid "buckling" and tensioning of the hose during operation. The recommended minimum bend radius must not be exceeded. This can be achieved by using a bend restrictor. The bending of a hose may begin only after a length of $\geq 1.5 \times d$.

Twisting the hose during installation and operation, e.g. by blocking a rotary joint or installing the hose under a torsional load, must be avoided by all means.

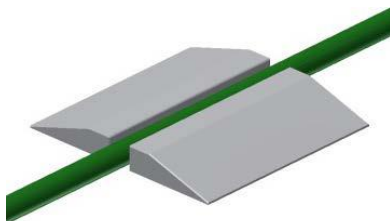

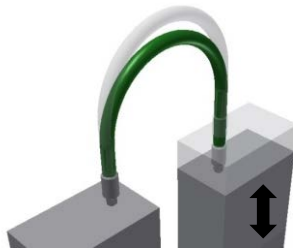

Because of their outer cover hoses have a certain abrasion resistance, but a hose may not be pulled over sharp edges because this may cause considerable damage to the hose.

Hose assemblies must be protected against damage that may lead to abrasion and cracking and thus to an early failure of the hose.

Wrong



Right



Comment

Hose assemblies must not be bent exceeding the permitted bend radius. The figures for the minimum bend radius given in our catalogue refer to the inflexible laying of hose assemblies. In such cases elbow pieces or bends should be used. The bend of the hose may only start after a length of $\geq 1.5 \times d$.

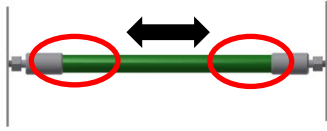
A twist of the hose assembly through movement should be avoided because of torsional loads acting on the valve or the tube cross section which might lead to failures.

Hose assemblies must be protected against the effect of temperatures if these exceed the values given in the catalog. Particular attention should be paid to the laying of hose assemblies in the range of heat sources. Hose assemblies should be protected by protecting equipment such as protecting hose.


The development of hose loops must be avoided and counteracted. Tensile forces by pulling at those loops are also to be avoided.

Driving over unprotected hose assemblies with vehicles is not permitted. Ramps or similar are specifically to be used if driving over is necessary.

Wrong



Right



Comment

Hose assemblies must not be installed under tension or pressure in the axial direction. You need working space where a lengthening and shortening may occur during use. In such cases, elbow pieces or bends are to be used. The bend of the hose may start only after a length of $\geq 1.5 \times d$.

Based on these examples, it is not possible to display all kinds of faulty or correct installing. In particularly difficult installation conditions, please contact SPIR STAR® Druckschläuche AG.

In exceptional cases of application, special tests may be needed before selecting the hose.

4. Packing and Storage

If stored properly (in a dry place, at 23°C, no direct solar radiation etc.), SPIR STAR® High-pressure hose and fittings can be stored indefinitely.

After a storage period of more than 12 months, ready made hose assemblies should be pressure tested at 1.5 times the working pressure but not more than 4.000 bar for 3 minutes in an appropriate pressure test stand before using them.

If storing the hose assembly at temperatures near the freezing point, it must be emptied completely (danger of frost).

5. Duration of Use

The duration of the use of SPIR STAR® High-pressure hose assemblies depends very much on the respective operating conditions.

For that reason it is not possible to make a general statement.

Following are SPIR STAR®'s lists of Do's & Don'ts for the proper and safe handling of high-pressure hose. The improper use of high-pressure hose can cause DEATH, personal injury or property damage. NEVER handle a leaking hose assembly. Treat any injury from high-pressure fluid seriously and seek immediate medical attention.

Do's:

- Treat high-pressure hose with extreme caution. SPIR STAR® hoses are wire reinforced hoses and should be treated with the same care as a high-pressure containment vessel.
- When using hoses for water jetting, read and understand Recommended practices for the Use of Manually Operated High-pressure Water jet Equipment (Water jet Technology Association [+1/314-241-1445, www.wjta.org])
- Always visually inspect for frayed, damaged or wear spots before using.
- Check the hose end connections and threads for wear, rust, cracks, mechanical abuse or other deterioration that could produce a dangerous projectile.
- Know the working pressures and burst pressures of all hoses before using them.
- Always use clean, filtered water to prolong hose life. Some plants' water sources are high in sulphur, which may attack stainless steel.
- Always clean, drain and coil hoses after use. Soap and water usually provide an excellent cleaning agent.
- Always wear protective gloves, eyewear and garments when handling high-pressure hose and water jet lances.

Don'ts:

- Never use a hose with cuts or wire showing through the outer cover.
- Never use a hose that has been kinked.
- Don't use a hose that has bubbles or blisters in the outer cover.
- Don't exceed the bend radius and pressure rating for each hose.
- Don't run over or crush the hose with heavy vehicles.
- Don't use a hose with corroded or leaking end connections. Take it out of service immediately.
- Don't use hoses that have been exposed to chemical attack or over temperature.
- Avoid using dirty water or water with sulphur compounds in it. Tests have documented that hoses fail more rapidly when using water sources from chemical plants and refineries.
- Don't bend the hose over scaffolding or pull heavy equipment with the hose.
- Don't let the hose support its own weight off towers or buildings.
- Don't apply torque to the hose assembly.
- Don't expect water jetting or hydraulic hose to last forever.

Be Safe – Replace!

HL-Series						
Inner Liner	Outer Cover	Temperature	Safety Factor	Working pressure	Inner Diameter	Application
PA	PUR	-30°C to +60°C -22°F to +140°F	2.5:1	700 to 1,200 bar 10,150 to 17,400 psi	5-6 mm 0.19-0.23 inch	Hydraulics
POM	PA	-30°C to +60°C -22°F to +140°F	2.5:1	1,500 bar 21,750 psi	5 mm 0.23 inch	Hydraulics

The hydraulic market requires especially suited and optimized hoses. The HL hoses were especially developed for applications with bolt tensioners and the torsion-free pulling of screw connections.

M-Series						
Inner Liner	Outer Cover	Temperature	Safety Factor	Working pressure	IDs	Application
BESNO P40 TLO	PA	-30°C to +60°C -22°F to +140°F	4:1	345 to 1,035 bar 5,000 to 15,000 psi	6-25 mm 0.23-1 inch	Oil & Gas

The M-Series comprises hose types with an inner core made of methanol-washed PA II BESNO P40 TLO (Nylon II), a material that has been tried and tested in the Offshore Industry for years. Because of the combination of the inner liner made of PA II and the PA outer cover the hoses of this series are very flexible and lightweight while showing a low permeation rate as required for methanol applications.

PPA-Series						
Inner Liner	Outer Cover	Temperature	Safety Factor	Working pressure	IDs	Application
PVDF	PA	-20°C to +80°C -4°F to +176°F	4:1	520 to 1,035 bar 7,500 to 15,000 psi	5-25 mm 0.19-1 inch	Oil & Gas

The PPA-Series combines the advantages of the chemical-resisting PVDF as inner liner material and Polyamide, which has been tried and tested for years, as material of the outer cover. The hoses show a very low permeation rate with methanol applications. Furthermore, they feature a very high chemical resistance. For underwater applications in particular a very small volumetric expansion at maximum pressures is required additionally.
Upon request the hoses can be delivered in long lengths, e.g. 6/4PPA up to 4,500 mtrs, as needed for offshore hose bundles.

HT-Series						
Inner Liner	Outer Cover	Temperature	Safety Factor	Working pressure	IDs	Application
PVDF	PVDF	-20°C to +150°C -4°F to +300°F	4:1	690 to 1,035 bar 10,000 to 15,000 psi	5-13 mm 0.19-0.51 inch	Oil & Gas

The HT Series was developed especially for the exacting demands of the HP/HT (high-pressure/high temperature) applications. PVDF is a material that is the world-wide standard in terms of heat and chemical resistance. Because of the unique combination of the materials the products are especially suited for Methanol Service Applications, for handling aggressive chemicals and for all applications that require an extremely low permeation rate. The Offshore Industry mainly requires high pressure hoses that feature a very small volumetric expansion at maximum pressures.
Upon request the hoses can be delivered in long lengths, e.g. 6/4HT up to 4,500 mtrs, as needed for offshore hose bundles.

Important Information!

As in case of an accidental leakage hot medium at up to 150°C may escape from the SPIR STAR hose under high pressure, these hoses may only be used in protected areas. That means that appropriate protecting devices have to be provided by the designer ruling out personal injury by possibly escaping medium. These protecting devices may only be removed, e.g. for repair purposes, after the hose assembly having been depressurized and cooled down to ambient temperature.

Hose Types by Common Application



Pressure Range									
ID	Hose Type	WP	Hose Type	WP	Hose Type	WP			

Waterblast

heat exchanger tube cleaning

0 to 500 bar WP

ID 25	25/2	440 bar	6.380 psi			
-------	------	---------	-----------	--	--	--

501 to 1040 bar WP

ID 3	3/2	1.000 bar	14.500 psi						
ID 5	5/2	1.040 bar	15.080 psi	5/2OK	1.040 bar	15.080 psi			
ID 6	6/2	1.000 bar	14.500 psi	6/2OK	1.000 bar	14.500 psi	6/3	1.040 bar	15.080 psi
ID 8	8/2	900 bar	13.050 psi	8/2WR	1.040 bar	15.080 psi			
ID 10	10/2	690 bar	10.005 psi						
ID 13	13/2	690 bar	10.005 psi	13/2WR	1.040 bar	15.080 psi			
ID 16	16/4	1.040 bar	15.080 psi						
ID 20	20/2	520 bar	7.540 psi	20/4	1.040 bar	15.080 psi			
ID 25	25/4	900 bar	13.050 psi						

1041 to 1500 bar WP

ID 4	4/2	1.200 bar	17.400 psi			
ID 5	5/3	1.120 bar	16.240 psi			
ID 6	6/2W	1.280 bar	18.560 psi	6/4	1.500 bar	21.750 psi
ID 8	8/4	1.500 bar	21.750 psi			
ID 10	10/4	1.500 bar	21.750 psi			
ID 13	13/4	1.300 bar	18.850 psi	13/4H	1.400 bar	20.300 psi
ID 25	25/6	1.400 bar	20.300 psi			

1501 to 2000 bar WP

ID 3	3/4	2.000 bar	29.000 psi			
ID 5	5/4	1.800 bar	26.100 psi			

2001 to 2500 bar WP

ID 4	4/4	2.200 bar	31.900 psi						
ID 5	5/6	2.500 bar	36.250 psi						
ID 8	8/6	2.100 bar	30.450 psi	8/6H	2.500 bar	36.250 psi	8/6HDCI	2.500 bar	36.250 psi

2500 to 4000 bar WP

ID 3	3/6	2.800 bar	40.600 psi			
ID 4	4/6	2.800 bar	40.600 psi			
ID 5	5/6H	2.800 bar	40.600 psi	5/6HDCI	2.800 bar	40.600 psi
ID 6	6/6H	2.800 bar	40.600 psi			
ID 8	8/6UHP	2.800 bar	40.600 psi	8/6UHP-X	3.035 bar	44.008 psi
ID 13	13mmUHP	2.800 bar	40.600 psi			

Hose Types by Common Application



Pressure Range									
ID	Hose Type	WP	Hose Type	WP	Hose Type	WP			

Waterblast

surface preparation (concrete removal, surface cleaning of buildings, paint removal)

0 to 500 bar WP

ID 25	25/2	440 bar	6.380 psi			
-------	------	---------	-----------	--	--	--

501 to 1040 bar WP

ID 8	8/2	900 bar	13.050 psi	8/2PA	840 bar	12.180 psi	8/2W	1.040 bar	15.080 psi
	8/2WR	1.040 bar	15.080 psi						

ID 13	13/2	690 bar	10.005 psi	13/2WR	1.040 bar	15.080 psi		
-------	------	---------	------------	--------	-----------	------------	--	--

ID 16	16/4	1.040 bar	15.080 psi					
-------	------	-----------	------------	--	--	--	--	--

ID 20	20/2	520 bar	7.540 psi	20/4	1.040 bar	15.080 psi		
-------	------	---------	-----------	------	-----------	------------	--	--

ID 25	25/4	900 bar	13.050 psi					
-------	------	---------	------------	--	--	--	--	--

1041 to 1500 bar WP

ID 8	8/4	1.500 bar	21.750 psi					
------	-----	-----------	------------	--	--	--	--	--

ID 10	10/4	1.500 bar	21.750 psi					
-------	------	-----------	------------	--	--	--	--	--

ID 13	13/4	1.300 bar	18.850 psi	13/4H	1.400 bar	20.300 psi		
-------	------	-----------	------------	-------	-----------	------------	--	--

ID 20	20/6	1.400 bar	20.300 psi					
-------	------	-----------	------------	--	--	--	--	--

ID 25	25/6	1.400 bar	20.300 psi					
-------	------	-----------	------------	--	--	--	--	--

1501 to 2000 bar WP

ID 10	10/6	1.920 bar	27.840 psi					
-------	------	-----------	------------	--	--	--	--	--

ID 13	13/6	1.800 bar	26.100 psi	13/6H	2.000 bar	29.000 psi		
-------	------	-----------	------------	-------	-----------	------------	--	--

ID 16	16/6	1.520 bar	22.040 psi	16mmUHP	2.000 bar	29.000 psi		
-------	------	-----------	------------	---------	-----------	------------	--	--

2001 to 2500 bar WP

ID 5	5/6	2.500 bar	36.250 psi					
------	-----	-----------	------------	--	--	--	--	--

ID 8	8/6	2.100 bar	30.450 psi	8/6H	2.500 bar	36.250 psi	8/6HDCI	2.500 bar	36.250 psi
------	-----	-----------	------------	------	-----------	------------	---------	-----------	------------

2500 to 4000 bar WP

ID 4	4/6	2.800 bar	40.600 psi	4/8	3.200 bar	46.400 psi		
------	-----	-----------	------------	-----	-----------	------------	--	--

ID 5	5/6H	2.800 bar	40.600 psi	5/6HDCI	2.800 bar	40.600 psi	5mmUHP	3.200 bar	46.400 psi
------	------	-----------	------------	---------	-----------	------------	--------	-----------	------------

ID 6	6/6H	2.800 bar	40.600 psi	6mmUHP	3.200 bar	46.400 psi		
------	------	-----------	------------	--------	-----------	------------	--	--

ID 8	8/6UHP	2.800 bar	40.600 psi	8/6UHP-X	3.035 bar	44.008 psi	8mmUHP	3.200 bar	46.400 psi
------	--------	-----------	------------	----------	-----------	------------	--------	-----------	------------

ID 13	13mmUHP	2.800 bar	40.600 psi					
-------	---------	-----------	------------	--	--	--	--	--

Hose Types by Common Application



Pressure Range									
ID	Hose Type	WP	Hose Type	WP	Hose Type	WP			

Waterblast

tank and vessel cleaning

501 to 1040 bar WP

ID 16	16/4	1.040 bar	15.080 psi			
ID 20	20/2	520 bar	7.540 psi	20/4	1.040 bar	15.080 psi
ID 25	25/4	900 bar	13.050 psi			

1041 to 1500 bar WP

ID 8	8/4	1.500 bar	21.750 psi			
ID 10	10/4	1.500 bar	21.750 psi			
ID 13	13/4	1.300 bar	18.850 psi	13/4H	1.400 bar	20.300 psi
ID 20	20/6	1.400 bar	20.300 psi			
ID 25	25/6	1.400 bar	20.300 psi			

1501 to 2000 bar WP

ID 10	10/6	1.920 bar	27.840 psi			
ID 13	13/6	1.800 bar	26.100 psi	13/6H	2.000 bar	29.000 psi
ID 16	16/6	1.520 bar	22.040 psi	16mmUHP	2.000 bar	29.000 psi

2001 to 2500 bar WP

ID 5	5/6	2.500 bar	36.250 psi						
ID 8	8/6	2.100 bar	30.450 psi	8/6H	2.500 bar	36.250 psi	8/6HDCI	2.500 bar	36.250 psi

2500 to 4000 bar WP

ID 5	5/6H	2.800 bar	40.600 psi	5/6HDCI	2.800 bar	40.600 psi	5mmUHP	3.200 bar	46.400 psi
ID 6	6/6H	2.800 bar	40.600 psi	6mmUHP	3.200 bar	46.400 psi			
ID 8	8/6UHP	2.800 bar	40.600 psi	8/6UHP-X	3.035 bar	44.008 psi	8mmUHP	3.200 bar	46.400 psi
ID 13	13mmUHP	2.800 bar	40.600 psi						

Hose Types by Common Application



Pressure Range						
ID	Hose Type	WP	Hose Type	WP	Hose Type	WP

Waterblast

ultra high-pressure waterjet cutting and hydro demolition (cutting and demolition of armoured concrete, pipelines, paper or steel)

501 to 1040 bar WP

ID 20	20/4	1.040 bar	15.080 psi			
ID 25	25/4	900 bar	13.050 psi			

1041 to 1500 bar WP

ID 10	10/4	1.500 bar	21.750 psi			
ID 13	13/4	1.300 bar	18.850 psi	13/4H	1.400 bar	20.300 psi
ID 20	20/6	1.400 bar	20.300 psi			
ID 25	25/6	1.400 bar	20.300 psi			

1501 to 2000 bar WP

ID 3	3/4	2.000 bar	29.000 psi			
ID 10	10/6	1.920 bar	27.840 psi			
ID 13	13/6	1.800 bar	26.100 psi			
ID 16	16mmUHP	2.000 bar	29.000 psi			

2001 to 2500 bar WP

ID 5	5/6	2.500 bar	36.250 psi			
ID 8	8/6	2.100 bar	30.450 psi	8/6H	2.500 bar	36.250 psi
				8/6HDCI	2.500 bar	36.250 psi

2500 to 4000 bar WP

ID 3	3/6	2.800 bar	40.600 psi			
ID 4	4/6	2.800 bar	40.600 psi	4/8	3.200 bar	46.400 psi
ID 5	5/6H	2.800 bar	40.600 psi	5/6HDCI	2.800 bar	40.600 psi
				5mmUHP	3.200 bar	46.400 psi
ID 6	6/6H	2.800 bar	40.600 psi			
ID 8	8/6UHP	2.800 bar	40.600 psi	8/6UHP-X	3.035 bar	44.008 psi
				8mmUHP	3.200 bar	46.400 psi
ID 13	13mmUHP	2.800 bar	40.600 psi			

Hydraulic

torque wrenching

501 to 1040 bar WP

ID 6	Viper	700 bar	10.150 psi	Viper Twin	700 bar	10.150 psi
ID 8	8/2W Twin	1.040 bar	15.080 psi			

1041 to 1500 bar WP

ID 6	Mamba Twin	1.200 bar	17.400 psi	6/2W Twin	1.280 bar	18.560 psi
				6/2WL Twin	1.200 bar	17.400 psi

Hose Types by Common Application



<i>Pressure Range</i>						
<i>ID</i>	<i>Hose Type</i>	<i>WP</i>	<i>Hose Type</i>	<i>WP</i>	<i>Hose Type</i>	<i>WP</i>

Hydraulic

bolt tensioning

1041 to 1500 bar WP

ID 6	6/4	1.500 bar	21.750 psi			
-------------	------------	-----------	------------	--	--	--

1501 to 2000 bar WP

ID 5	5/4	1.800 bar	26.100 psi	Cobra	1.800 bar	26.100 psi
-------------	------------	-----------	------------	--------------	-----------	------------

2001 to 2500 bar WP

ID 5	5/6	2.500 bar	36.250 psi			
-------------	------------	-----------	------------	--	--	--

2500 to 4000 bar WP

ID 4	4/6	2.800 bar	40.600 psi			
-------------	------------	-----------	------------	--	--	--

ID 5	5/6H	2.800 bar	40.600 psi	5/6HDCI	2.800 bar	40.600 psi
-------------	-------------	-----------	------------	----------------	-----------	------------

Hose Types by Common Application



Pressure Range									
ID	Hose Type	WP	Hose Type	WP	Hose Type	WP			

Hydraulic

pressure test equipment (valves, tooling and control panels)

0 to 500 bar WP

ID 25	25/2	440 bar	6.380 psi						
-------	------	---------	-----------	--	--	--	--	--	--

501 to 1040 bar WP

ID 3	3/2	1.000 bar	14.500 psi						
ID 5	5/2	1.040 bar	15.080 psi	5/2OK	1.040 bar	15.080 psi			
ID 6	6/2	1.000 bar	14.500 psi	6/2OK	1.000 bar	14.500 psi	6/3	1.040 bar	15.080 psi
ID 8	8/2	900 bar	13.050 psi	8/2PA	840 bar	12.180 psi	8/2W	1.040 bar	15.080 psi
	8/2WL	1.000 bar	14.500 psi	8/2WR	1.040 bar	15.080 psi			
ID 10	10/2	690 bar	10.005 psi						
ID 13	13/2	690 bar	10.005 psi	13/2W	1.040 bar	15.080 psi	13/2WR	1.040 bar	15.080 psi
ID 16	16/4	1.040 bar	15.080 psi						
ID 20	20/2	520 bar	7.540 psi	20/2W	760 bar	11.020 psi	20/4	1.040 bar	15.080 psi
ID 25	25/2W	640 bar	9.280 psi	25/4	900 bar	13.050 psi			

1041 to 1500 bar WP

ID 4	4/2	1.200 bar	17.400 psi	4/2K	1.200 bar	17.400 psi	4/2W	1.400 bar	20.300 psi
ID 5	5/3	1.120 bar	16.240 psi						
ID 6	6/2W	1.280 bar	18.560 psi	6/2WL	1.200 bar	17.400 psi	6/4	1.500 bar	21.750 psi
	Mamba	1.200 bar	17.400 psi						
ID 8	8/4	1.500 bar	21.750 psi						
ID 10	10/2W	1.100 bar	15.950 psi	10/4	1.500 bar	21.750 psi			
ID 13	13/4	1.300 bar	18.850 psi	13/4H	1.400 bar	20.300 psi			
ID 20	20/6	1.400 bar	20.300 psi						
ID 25	25/6	1.400 bar	20.300 psi						

1501 to 2000 bar WP

ID 3	3/4	2.000 bar	29.000 psi						
ID 5	5/4	1.800 bar	26.100 psi	Cobra	1.800 bar	26.100 psi			
ID 10	10/6	1.920 bar	27.840 psi						
ID 16	16/6	1.520 bar	22.040 psi	16mmUHP	2.000 bar	29.000 psi			

2001 to 2500 bar WP

ID 4	4/4	2.200 bar	31.900 psi						
ID 5	5/6	2.500 bar	36.250 psi						
ID 8	8/6	2.100 bar	30.450 psi	8/6H	2.500 bar	36.250 psi	8/6HDCI	2.500 bar	36.250 psi

Hose Types by Common Application



Pressure Range						
ID	Hose Type	WP	Hose Type	WP	Hose Type	WP

Hydraulic

pressure test equipment (valves, tooling and control panels)

2500 to 4000 bar WP									
ID 3	3/6	2.800 bar	40.600 psi						
ID 4	4/6	2.800 bar	40.600 psi	4/8	3.200 bar	46.400 psi			
ID 5	5/6H	2.800 bar	40.600 psi	5/6HDCI	2.800 bar	40.600 psi	5mmUHP	3.200 bar	46.400 psi
ID 6	6/6H	2.800 bar	40.600 psi	6mmUHP	3.200 bar	46.400 psi			
ID 8	8/6UHP	2.800 bar	40.600 psi	8/6UHP-X	3.035 bar	44.008 psi	8mmUHP	3.200 bar	46.400 psi
ID 13	13mmUHP	2.800 bar	40.600 psi						

Hose Types by Common Application



Pressure Range									
ID	Hose Type	WP	Hose Type	WP	Hose Type	WP			

Hydraulic

hydraulic tools (instrumentation packages for gauges, control of service equipment, hydraulic jacks, hydraulic tools)

0 to 500 bar WP

ID 25	25/2KM	345 bar	5.000 psi						
-------	--------	---------	-----------	--	--	--	--	--	--

501 to 1040 bar WP

ID 3	3/2	1.000 bar	14.500 psi						
------	-----	-----------	------------	--	--	--	--	--	--

ID 5	5/2	1.040 bar	15.080 psi	5/2OK	1.040 bar	15.080 psi	5/4PPA	1.035 bar	15.000 psi
------	-----	-----------	------------	-------	-----------	------------	--------	-----------	------------

ID 6	6/2	1.000 bar	14.500 psi	6/2OK	1.000 bar	14.500 psi	6/3	1.040 bar	15.080 psi
	6/2WPPA	690 bar	10.000 psi	6/4PPA	1.035 bar	15.000 psi	6/2WM	690 bar	10.000 psi
	6/4M	1.035 bar	15.000 psi						

ID 8	8/2W	1.040 bar	15.080 psi	8/2WL	1.000 bar	14.500 psi	8/2WPPA	690 bar	10.000 psi
	8/4PPA	1.035 bar	15.000 psi	8/2WM	690 bar	10.000 psi			

ID 10	10/4PPA	1.035 bar	15.000 psi	10/2WM	690 bar	10.000 psi			
-------	---------	-----------	------------	--------	---------	------------	--	--	--

ID 13	13/2W	1.040 bar	15.080 psi	13/2WPPA	690 bar	10.000 psi	13/4HPPA	860 bar	12.500 psi
	13/2WM	690 bar	10.000 psi						

ID 16	16/4	1.040 bar	15.080 psi	16/4PPA	690 bar	10.000 psi			
-------	------	-----------	------------	---------	---------	------------	--	--	--

ID 20	20/2W	760 bar	11.020 psi	20/4	1.040 bar	15.080 psi	20/4PPA	690 bar	10.000 psi
	20/6PPA	860 bar	12.500 psi						

ID 25	25/2W	640 bar	9.280 psi	25/4	900 bar	13.050 psi	25/4PPA	520 bar	7.500 psi
-------	-------	---------	-----------	------	---------	------------	---------	---------	-----------

1041 to 1500 bar WP

ID 4	4/2	1.200 bar	17.400 psi	4/2K	1.200 bar	17.400 psi	4/2W	1.400 bar	20.300 psi
------	-----	-----------	------------	------	-----------	------------	------	-----------	------------

ID 5	5/3	1.120 bar	16.240 psi						
------	-----	-----------	------------	--	--	--	--	--	--

ID 6	6/2K	1.120 bar	16.240 psi	6/2W	1.280 bar	18.560 psi	6/2WL	1.200 bar	17.400 psi
	6/4	1.500 bar	21.750 psi	Mamba	1.200 bar	17.400 psi			

ID 10	10/2W	1.100 bar	15.950 psi	10/4	1.500 bar	21.750 psi			
-------	-------	-----------	------------	------	-----------	------------	--	--	--

ID 13	13/4	1.300 bar	18.850 psi	13/4H	1.400 bar	20.300 psi			
-------	------	-----------	------------	-------	-----------	------------	--	--	--

1501 to 2000 bar WP

ID 3	3/4	2.000 bar	29.000 psi						
------	-----	-----------	------------	--	--	--	--	--	--

ID 5	5/4	1.800 bar	26.100 psi	Cobra	1.800 bar	26.100 psi			
------	-----	-----------	------------	-------	-----------	------------	--	--	--

ID 13	13/6	1.800 bar	26.100 psi	13/6H	2.000 bar	29.000 psi			
-------	------	-----------	------------	-------	-----------	------------	--	--	--

ID 16	16/6	1.520 bar	22.040 psi						
-------	------	-----------	------------	--	--	--	--	--	--

2001 to 2500 bar WP

ID 4	4/4	2.200 bar	31.900 psi						
------	-----	-----------	------------	--	--	--	--	--	--

ID 5	5/6	2.500 bar	36.250 psi						
------	-----	-----------	------------	--	--	--	--	--	--

Hose Types by Common Application



Pressure Range						
ID	Hose Type	WP	Hose Type	WP	Hose Type	WP

Hydraulic

hydraulic tools (instrumentation packages for gauges, control of service equipment, hydraulic jacks, hydraulic tools)

2500 to 4000 bar WP

ID 3	3/6	2.800 bar	40.600 psi			
ID 4	4/6	2.800 bar	40.600 psi	4/8	3.200 bar	46.400 psi
ID 5	5/6H	2.800 bar	40.600 psi	5/6HDCI	2.800 bar	40.600 psi
ID 6	6/6H	2.800 bar	40.600 psi			

Hydraulic

hydroforming

2500 to 4000 bar WP

ID 4	4/8	3.200 bar	46.400 psi			
ID 5	5mmUHP	3.200 bar	46.400 psi			

Oil & Gas

grease injection

501 to 1040 bar WP

ID 8	8/2W	1.040 bar	15.080 psi	8/2WL	1.000 bar	14.500 psi	8/2WR	1.040 bar	15.080 psi
ID 13	13/2	690 bar	10.005 psi	13/2W	1.040 bar	15.080 psi	13/2WR	1.040 bar	15.080 psi
ID 16	16/4	1.040 bar	15.080 psi						
ID 20	20/2	520 bar	7.540 psi	20/2W	760 bar	11.020 psi			
ID 25	25/2W	640 bar	9.280 psi						

1041 to 1500 bar WP

ID 6	6/2K	1.120 bar	16.240 psi	6/2W	1.280 bar	18.560 psi	6/2WL	1.200 bar	17.400 psi
	6/4	1.500 bar	21.750 psi						
ID 8	8/4	1.500 bar	21.750 psi						
ID 10	10/4	1.500 bar	21.750 psi						
ID 13	13/4	1.300 bar	18.850 psi	13/4H	1.400 bar	20.300 psi			

1501 to 2000 bar WP

ID 5	5/4	1.800 bar	26.100 psi			
ID 13	13/6	1.800 bar	26.100 psi	13/6H	2.000 bar	29.000 psi
ID 16	16/6	1.520 bar	22.040 psi			

Hose Types by Common Application



Pressure Range						
ID	Hose Type	WP	Hose Type	WP	Hose Type	WP

Oil & Gas

methanol service (oil rigs, distribution panels, umbilicals)

0 to 500 bar WP

ID 25	25/2KM	345 bar	5.000 psi			
--------------	---------------	---------	-----------	--	--	--

501 to 1040 bar WP

ID 5	5/4HT	1.035 bar	15.000 psi	5/4PPA	1.035 bar	15.000 psi	
ID 6	6/2WHT	690 bar	10.000 psi	6/4HT	1.035 bar	15.000 psi	6/2WPPA 690 bar 10.000 psi
	6/4PPA	1.035 bar	15.000 psi	6/2WM	690 bar	10.000 psi	6/4M 1.035 bar 15.000 psi
ID 8	8/2WHT	690 bar	10.000 psi	8/4HT	1.035 bar	15.000 psi	8/2WPPA 690 bar 10.000 psi
	8/4PPA	1.035 bar	15.000 psi	8/2WM	690 bar	10.000 psi	
ID 10	10/4HT	1.035 bar	15.000 psi	10/4PPA	1.035 bar	15.000 psi	10/2WM 690 bar 10.000 psi
ID 13	13/4HHT	860 bar	12.500 psi	13/2WPPA	690 bar	10.000 psi	13/4HPPA 860 bar 12.500 psi
	13/2WM	690 bar	10.000 psi				
ID 16	16/4PPA	690 bar	10.000 psi				
ID 20	20/4PPA	690 bar	10.000 psi	20/6PPA	860 bar	12.500 psi	
ID 25	25/4PPA	520 bar	7.500 psi				

Hose Types by Common Application



Pressure Range						
ID	Hose Type	WP	Hose Type	WP	Hose Type	WP

Oil & Gas

chemical injection

501 to 1040 bar WP

ID 5	5/4HT	1.035 bar	15.000 psi	5/4PPA	1.035 bar	15.000 psi			
ID 6	6/2WHT	690 bar	10.000 psi	6/4HT	1.035 bar	15.000 psi	6/2WPPA	690 bar	10.000 psi
	6/4PPA	1.035 bar	15.000 psi						
ID 8	8/2WHT	690 bar	10.000 psi	8/4HT	1.035 bar	15.000 psi	8/2WPPA	690 bar	10.000 psi
	8/4PPA	1.035 bar	15.000 psi						
ID 10	10/4HT	1.035 bar	15.000 psi	10/4PPA	1.035 bar	15.000 psi			
ID 13	13/4HHT	860 bar	12.500 psi	13/2WPPA	690 bar	10.000 psi	13/4HPPA	860 bar	12.500 psi
ID 16	16/4	1.040 bar	15.080 psi	16/4PPA	690 bar	10.000 psi			
ID 20	20/4	1.040 bar	15.080 psi	20/4PPA	690 bar	10.000 psi	20/6PPA	860 bar	12.500 psi
ID 25	25/4	900 bar	13.050 psi	25/4PPA	520 bar	7.500 psi			

1041 to 1500 bar WP

ID 6	6/4	1.500 bar	21.750 psi						
ID 8	8/4	1.500 bar	21.750 psi						
ID 10	10/4	1.500 bar	21.750 psi						
ID 13	13/4	1.300 bar	18.850 psi	13/4H	1.400 bar	20.300 psi			
ID 20	20/6	1.400 bar	20.300 psi						
ID 25	25/6	1.400 bar	20.300 psi						

1501 to 2000 bar WP

ID 5	5/4	1.800 bar	26.100 psi						
ID 16	16/6	1.520 bar	22.040 psi						

Hose Types by Common Application



Pressure Range						
ID	Hose Type	WP	Hose Type	WP	Hose Type	WP

Oil & Gas

control of subsea hydraulic components

0 to 500 bar WP

ID 25	25/2KM	345 bar	5.000 psi			
--------------	---------------	---------	-----------	--	--	--

501 to 1040 bar WP

ID 5	5/4HT	1.035 bar	15.000 psi	5/4PPA	1.035 bar	15.000 psi	
-------------	--------------	-----------	------------	---------------	-----------	------------	--

ID 6	6/2WHT	690 bar	10.000 psi	6/4HT	1.035 bar	15.000 psi	6/2WPPA	690 bar	10.000 psi
	6/4PPA	1.035 bar	15.000 psi	6/2WM	690 bar	10.000 psi	6/4M	1.035 bar	15.000 psi

ID 8	8/2W	1.040 bar	15.080 psi	8/2WHT	690 bar	10.000 psi	8/4HT	1.035 bar	15.000 psi
	8/2WPPA	690 bar	10.000 psi	8/4PPA	1.035 bar	15.000 psi	8/2WM	690 bar	10.000 psi

ID 10	10/4HT	1.035 bar	15.000 psi	10/4PPA	1.035 bar	15.000 psi	10/2WM	690 bar	10.000 psi
--------------	---------------	-----------	------------	----------------	-----------	------------	---------------	---------	------------

ID 13	13/2W	1.040 bar	15.080 psi	13/4HHT	860 bar	12.500 psi	13/4HPPA	860 bar	12.500 psi
	13/2WM	690 bar	10.000 psi						

ID 16	16/4	1.040 bar	15.080 psi						
--------------	-------------	-----------	------------	--	--	--	--	--	--

ID 20	20/2W	760 bar	11.020 psi						
--------------	--------------	---------	------------	--	--	--	--	--	--

ID 25	25/2W	640 bar	9.280 psi						
--------------	--------------	---------	-----------	--	--	--	--	--	--

1041 to 1500 bar WP

ID 6	6/2K	1.120 bar	16.240 psi	6/2W	1.280 bar	18.560 psi	6/2WL	1.200 bar	17.400 psi
	6/4	1.500 bar	21.750 psi						

ID 10	10/2W	1.100 bar	15.950 psi	10/4	1.500 bar	21.750 psi			
--------------	--------------	-----------	------------	-------------	-----------	------------	--	--	--

ID 13	13/4	1.300 bar	18.850 psi	13/4H	1.400 bar	20.300 psi			
--------------	-------------	-----------	------------	--------------	-----------	------------	--	--	--

1501 to 2000 bar WP

ID 5	5/4	1.800 bar	26.100 psi						
-------------	------------	-----------	------------	--	--	--	--	--	--

Hose Types by Common Application



Pressure Range						
ID	Hose Type	WP	Hose Type	WP	Hose Type	WP

Oil & Gas

nitrogen service

0 to 500 bar WP

ID 25	25/2	440 bar	6.380 psi	25/2KM	345 bar	5.000 psi	
--------------	-------------	---------	-----------	---------------	---------	-----------	--

501 to 1040 bar WP

ID 5	5/4HT	1.035 bar	15.000 psi	5/4PPA	1.035 bar	15.000 psi	
-------------	--------------	-----------	------------	---------------	-----------	------------	--

ID 6	6/2WHT	690 bar	10.000 psi	6/4HT	1.035 bar	15.000 psi	6/2WPPA	690 bar	10.000 psi
	6/4PPA	1.035 bar	15.000 psi	6/2WM	690 bar	10.000 psi	6/4M	1.035 bar	15.000 psi

ID 8	8/2W	1.040 bar	15.080 psi	8/2WL	1.000 bar	14.500 psi	8/2WR	1.040 bar	15.080 psi
	8/2WHT	690 bar	10.000 psi	8/4HT	1.035 bar	15.000 psi	8/2WPPA	690 bar	10.000 psi
	8/4PPA	1.035 bar	15.000 psi	8/2WM	690 bar	10.000 psi			

ID 10	10/4HT	1.035 bar	15.000 psi	10/4PPA	1.035 bar	15.000 psi	10/2WM	690 bar	10.000 psi
--------------	---------------	-----------	------------	----------------	-----------	------------	---------------	---------	------------

ID 13	13/2W	1.040 bar	15.080 psi	13/2WR	1.040 bar	15.080 psi	13/4HHT	860 bar	12.500 psi
	13/2WPPA	690 bar	10.000 psi	13/4HPPA	860 bar	12.500 psi	13/2WM	690 bar	10.000 psi

ID 16	16/4	1.040 bar	15.080 psi	16/4PPA	690 bar	10.000 psi			
--------------	-------------	-----------	------------	----------------	---------	------------	--	--	--

ID 20	20/2	520 bar	7.540 psi	20/2W	760 bar	11.020 psi	20/4	1.040 bar	15.080 psi
	20/4PPA	690 bar	10.000 psi	20/6PPA	860 bar	12.500 psi			

ID 25	25/2W	640 bar	9.280 psi	25/4	900 bar	13.050 psi	25/4PPA	520 bar	7.500 psi
--------------	--------------	---------	-----------	-------------	---------	------------	----------------	---------	-----------

1041 to 1500 bar WP

ID 6	6/4	1.500 bar	21.750 psi						
-------------	------------	-----------	------------	--	--	--	--	--	--

ID 8	8/4	1.500 bar	21.750 psi						
-------------	------------	-----------	------------	--	--	--	--	--	--

ID 10	10/2W	1.100 bar	15.950 psi	10/4	1.500 bar	21.750 psi			
--------------	--------------	-----------	------------	-------------	-----------	------------	--	--	--

ID 13	13/4	1.300 bar	18.850 psi	13/4H	1.400 bar	20.300 psi			
--------------	-------------	-----------	------------	--------------	-----------	------------	--	--	--

ID 20	20/6	1.400 bar	20.300 psi						
--------------	-------------	-----------	------------	--	--	--	--	--	--

ID 25	25/6	1.400 bar	20.300 psi						
--------------	-------------	-----------	------------	--	--	--	--	--	--

1501 to 2000 bar WP

ID 5	5/4	1.800 bar	26.100 psi						
-------------	------------	-----------	------------	--	--	--	--	--	--

ID 13	13/6	1.800 bar	26.100 psi	13/6H	2.000 bar	29.000 psi			
--------------	-------------	-----------	------------	--------------	-----------	------------	--	--	--

ID 16	16/6	1.520 bar	22.040 psi						
--------------	-------------	-----------	------------	--	--	--	--	--	--

Hose Types by Common Application



Pressure Range						
ID	Hose Type	WP	Hose Type	WP	Hose Type	WP

Oil & Gas

jumper/ subsea well control

0 to 500 bar WP

ID 25	25/2KM	345 bar	5.000 psi			
--------------	---------------	---------	-----------	--	--	--

501 to 1040 bar WP

ID 5	5/4HT	1.035 bar	15.000 psi	5/4PPA	1.035 bar	15.000 psi	
ID 6	6/2WHT	690 bar	10.000 psi	6/4HT	1.035 bar	15.000 psi	6/2WPPA 690 bar 10.000 psi
	6/4PPA	1.035 bar	15.000 psi	6/2WM	690 bar	10.000 psi	6/4M 1.035 bar 15.000 psi
ID 8	8/2WHT	690 bar	10.000 psi	8/4HT	1.035 bar	15.000 psi	8/2WPPA 690 bar 10.000 psi
	8/4PPA	1.035 bar	15.000 psi	8/2WM	690 bar	10.000 psi	
ID 10	10/4HT	1.035 bar	15.000 psi	10/4PPA	1.035 bar	15.000 psi	10/2WM 690 bar 10.000 psi
ID 13	13/4HHT	860 bar	12.500 psi	13/2WPPA	690 bar	10.000 psi	13/4HPPA 860 bar 12.500 psi
	13/2WM	690 bar	10.000 psi				
ID 16	16/4PPA	690 bar	10.000 psi				
ID 20	20/4PPA	690 bar	10.000 psi	20/6PPA	860 bar	12.500 psi	
ID 25	25/4PPA	520 bar	7.500 psi				

Hose Types by Common Application



Pressure Range						
ID	Hose Type	WP	Hose Type	WP	Hose Type	WP

Oil & Gas

Gaseous media handling

501 to 1040 bar WP

ID 5	5/4HT	1.035 bar	15.000 psi	5/4PPA	1.035 bar	15.000 psi			
ID 6	6/2WHT	690 bar	10.000 psi	6/4HT	1.035 bar	15.000 psi	6/2WPPA	690 bar	10.000 psi
	6/4PPA	1.035 bar	15.000 psi						
ID 8	8/2W	1.040 bar	15.080 psi	8/2WHT	690 bar	10.000 psi	8/4HT	1.035 bar	15.000 psi
	8/2WPPA	690 bar	10.000 psi	8/4PPA	1.035 bar	15.000 psi			
ID 10	10/4HT	1.035 bar	15.000 psi	10/4PPA	1.035 bar	15.000 psi			
ID 13	13/2W	1.040 bar	15.080 psi	13/2WR	1.040 bar	15.080 psi	13/4HHT	860 bar	12.500 psi
	13/2WPPA	690 bar	10.000 psi	13/4HPPA	860 bar	12.500 psi			
ID 16	16/4	1.040 bar	15.080 psi	16/4PPA	690 bar	10.000 psi			
ID 20	20/2W	760 bar	11.020 psi	20/4	1.040 bar	15.080 psi	20/4PPA	690 bar	10.000 psi
	20/6PPA	860 bar	12.500 psi						
ID 25	25/2W	640 bar	9.280 psi	25/4	900 bar	13.050 psi	25/4PPA	520 bar	7.500 psi

1041 to 1500 bar WP

ID 6	6/4	1.500 bar	21.750 psi						
ID 8	8/4	1.500 bar	21.750 psi						
ID 10	10/2W	1.100 bar	15.950 psi	10/4	1.500 bar	21.750 psi			
ID 13	13/4	1.300 bar	18.850 psi	13/4H	1.400 bar	20.300 psi			
ID 20	20/6	1.400 bar	20.300 psi						
ID 25	25/6	1.400 bar	20.300 psi						

1501 to 2000 bar WP

ID 5	5/4	1.800 bar	26.100 psi						
ID 16	16/6	1.520 bar	22.040 psi	16mmUHP	2.000 bar	29.000 psi			

2500 to 4000 bar WP

ID 13	13mmUHP	2.800 bar	40.600 psi						
--------------	----------------	-----------	------------	--	--	--	--	--	--

Table of Pressure Drop Figures



Flow	ID	3 mm	4 mm	5 mm	6 mm	8 mm	10 mm	13 mm	16 mm	20 mm	25 mm
		0,118 inch	0,157 inch	0,197 inch	0,236 inch	0,315 inch	0,394 inch	0,512 inch	0,630 inch	0,787 inch	0,984 inch
3 l/min		22 bar									
5 l/min		53 bar	14 bar								
10 l/min		180 bar	46 bar	16 bar							
15 l/min		365 bar	93 bar	32 bar							
20 l/min			154 bar	53 bar	22 bar						
30 l/min			313 bar	109 bar	46 bar	12 bar					
40 l/min				180 bar	76 bar	19 bar					
50 l/min				265 bar	112 bar	28 bar	10 bar				
100 l/min					375 bar	96 bar	33 bar	10 bar			
150 l/min						195 bar	67 bar	19 bar	7 bar		
200 l/min						322 bar	112 bar	32 bar	12 bar	4 bar	
300 l/min							227 bar	65 bar	24 bar	8 bar	3 bar
500 l/min								159 bar	59 bar	21 bar	7 bar

Flow	ID	3 mm	4 mm	5 mm	6 mm	8 mm	10 mm	13 mm	16 mm	20 mm	25 mm
		0,118 inch	0,157 inch	0,197 inch	0,236 inch	0,315 inch	0,394 inch	0,512 inch	0,630 inch	0,787 inch	0,984 inch
3 l/min		319 psi									
5 l/min		745 psi	203 psi								
10 l/min			667 psi								
15 l/min			1349 psi	464 psi							
20 l/min			2234 psi	769 psi	319 psi						
30 l/min			4540 psi	1581 psi	667 psi	174 psi					
40 l/min				2611 psi	1102 psi	276 psi					
50 l/min				3845 psi	1624 psi	406 psi	145 psi				
100 l/min					5439 psi	1392 psi	479 psi	145 psi			
150 l/min						2828 psi	972 psi	276 psi	102 psi		
200 l/min						4670 psi	1624 psi	464 psi	174 psi	58 psi	
300 l/min							3292 psi	943 psi	348 psi	116 psi	44 psi
500 l/min								2306 psi	856 psi	305 psi	102 psi

Flow	ID	3 mm	4 mm	5 mm	6 mm	8 mm	10 mm	13 mm	16 mm	20 mm	25 mm
		0,118 inch	0,157 inch	0,197 inch	0,236 inch	0,315 inch	0,394 inch	0,512 inch	0,630 inch	0,787 inch	0,984 inch
0,5 gal/min		143 psi	37 psi								
1 gal/min		481 psi	124 psi	42 psi							
3 gal/min		3288 psi	847 psi	288 psi	122 psi						
4 gal/min			1404 psi	477 psi	202 psi	51 psi					
5 gal/min			2071 psi	705 psi	299 psi	76 psi					
8 gal/min				1604 psi	680 psi	173 psi	60 psi				
10 gal/min				2370 psi	1005 psi	255 psi	88 psi				
15 gal/min					2043 psi	518 psi	179 psi	52 psi			
25 gal/min					4995 psi	1267 psi	438 psi	127 psi			
40 gal/min						2885 psi	996 psi	290 psi	107 psi	37 psi	
50 gal/min							1472 psi	428 psi	158 psi	55 psi	
80 gal/min							3352 psi	975 psi	361 psi	125 psi	43 psi
150 gal/min								2928 psi	1083 psi	376 psi	130 psi

These pressure drop figures refer to a hose of 30 ft length. The medium is water at a temperature of 70 °F. In the part of the table marked red the flow velocity exceeds 15 m/s. This information is supplied without liability.



Companies

Germany
SPiR STAR® Druckschläuche AG
 Auf der Rut 3
 64668 Rimbach (Mitlechtern)

Phone: +49 (0) 6253-9889-0
 Fax: +49 (0) 6253-9889-33
 E-Mail: info@spirstar.de
 Web: www.spirstar.de

USA
SPiR STAR® Ltd.
 10002 Sam Houston Center Drive
 Houston, Texas, 77064

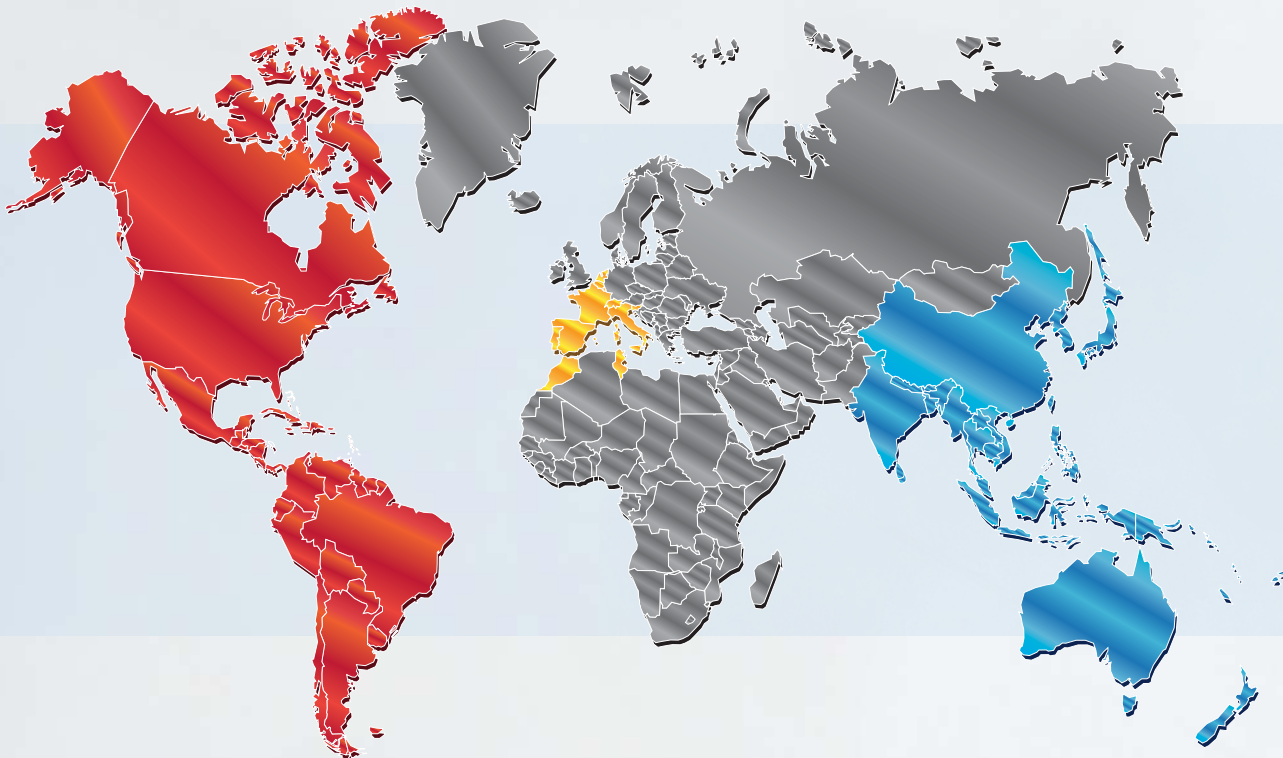
Phone: +1 (0) 281-664-7800
 Fax: +1 (0) 281-664-7850
 E-Mail: info@spirstar.com
 Web: www.spirstar.com

France
SPiR STAR® France
 6, rue Clément Ader
 ZA de l'Aérodrome
 67500 Haguenau

Phone: +33 (0) 388-9322 23
 Fax: +33 (0) 388-9322 24
 E-Mail: spirstar@spirstar.fr
 Web: www.spirstar.fr

Asia
SPiR STAR® ASIA PTE Ltd.
 16 Kian Teck Drive
 Singapore, 628833

Phone: +65 (0) 6-265 3011
 Fax: +65 (0) 6-264 1165
 E-Mail: sales@spirstarasia.com
 Web: www.spirstarasia.com



Hightech
 made in Germany

