

# OPHTHALMIC Product Guide

Special Advertising Section



## Dear Doctor,

Review of Ophthalmology is pleased to offer you this preview of many exciting new products now available in the ophthalmic marketplace. Here, you'll learn about innovative new medications, diagnostic instruments, corrective lens options, in-office laboratory equipment and many other products. There are two ways to obtain more information on a particular product:

1. Go to [www.reviewofophthalmology.com](http://www.reviewofophthalmology.com), click Additional Publications, Product Guide digital edition, and then follow the prompts.
2. Circle the corresponding number on the enclosed reader service card for each product of interest. Fill in your name and address, and return the postage-paid card to us. Educational materials will be sent directly to you by the individual companies.

\* Also, be sure to watch for Daily Product Showcase E-blast deployments, highlighting these listings later this month.

**CRACK THE CODE:  
RELIEVE EYE  
DRYNESS**

Artificial Tears for Today's  
Digital Device Users.

**Circle No. 1** [refreshbrand.com/doc](http://refreshbrand.com/doc) |

© 2021 AbbVie. All rights reserved. All trademarks are the property of their respective owners. REF141227 01/20

**THE VISUAL (BY Olleyes)**  
Mobile visual field testing

- Boosts clinic efficiency
- COVID19 safe:
  - Easy to disinfect
  - Portable = proper social distancing
  - Can be taken home
- Low-cost
- Saves space in exam rooms
- Accurate & reliable test results

**Circle No. 2**

**Keeler** — A world without vision loss —

Contact us for pricing & more information  
800.523.5620 // 610.353.4350 // [KEELERUSA.COM](http://KEELERUSA.COM) A Halma company

**Circle No. 3**

**VISUAL ADVANTAGE™**  
BY LUNOVUS

**ARES 2** CHEWABLE **ARES 2 TROPICAL FLAVOR**

**ARES 2 + MULTIVITAMIN** **ARES 2 + MESO-Z**

**ZINC FREE ARES 2** **PREMIER FORMULA**

**ZINC FORMULA** **GLUCOSE 2**

**BEST-IN-CLASS MACULAR HEALTH VITAMINS**

AFFORDABLE HIGH QUALITY SCIENCE BASED FORMULA VARIATIONS TO MEET THE NEEDS OF EVERY PATIENT.

PROUDLY MADE IN THE USA

**DID YOU KNOW?**  
Lunovus offers an automated subscription service to ensure patients have access to doctor-recommended eye care products, like ARES 2, whenever and wherever they need them. It's FREE to sign-up and your patients get FREE delivery!

**CALL 205-285-3875** TO EXPLORE OUR SUPERIOR LINE OF VITAMINS AND VIRTUAL SUBSCRIPTION SERVICE TODAY!

**SCANMATE FLEX** **DGH TECHNOLOGY, INC.**  
THE ULTRASOUND SPECIALIST

**Circle No. 4**

- Ophthalmic ultrasound platform that is configurable to your needs
- Improved B-Scan probe design for better reliability
- Contact and Immersion A-Scans
- UBM Capabilities with ClearScan®
- Area, angle, length measurements, and annotation tool
- Easy export to your EMR/EHR of Videos, Images, and PDF files

(800) 722-3883  
[www.dghtechnology.com](http://www.dghtechnology.com)

Requesting product information is now fast and easy! Go to [www.reviewofophthalmology.com](http://www.reviewofophthalmology.com), click Additional Publications, Product Guide digital edition and follow the prompts to request product information.

# OPHTHALMIC

## Product Guide

### iCare IC100

#### The sterile tonometer

- + No drops, air, or calibration needed
- + Consistent & accurate readings
- + Single use probes to exceed infection control guidelines



Circle No. 5

Call 888.422.7313 or email  
infousa@icare-world.com  
[www.icare-world.com/us](http://www.icare-world.com/us)

# icare

### iCare HOME

#### 24-hour at home tonometry

- + Easy to use
- + Remote diurnal IOP curve
- + Long term monitoring
- + Alert notifications



Circle No. 6

Call 888.422.7313 or email  
infousa@icare-world.com  
[www.icare-world.com/us](http://www.icare-world.com/us)

# icare

### iCare IC200

#### 200 degrees of tonometry

- + Supine, elevated & seated operation
- + No corneal disruptions
- + Suitable for every patient
- + Single use probes to exceed infection control guidelines



Circle No. 7

Call 888.422.7313 or email  
infousa@icare-world.com  
[www.icare-world.com/us](http://www.icare-world.com/us)

# icare

### iCare DRSplus

#### Automated TrueColor retinal imaging

- + TrueColor confocal imaging
- + Ultra high resolution
- + Fast image acquisition
- + No dilation (2.5 mm pupil size)
- + Space saving



Circle No. 8

Call 888.422.7313 or email  
infousa@icare-world.com  
[www.icare-world.com/us](http://www.icare-world.com/us)

# icare

### iCare EIDON FA

Circle No. 9

#### Ultra high resolution retinal imaging

- + TrueColor
- + Autofluorescence imaging
- + Wide-field view & ultra high resolution
- + Fluorescein angiography video & imaging



Call 888.422.7313 or email  
infousa@icare-world.com  
[www.icare-world.com/us](http://www.icare-world.com/us)

# icare

### iCare COMPASS

Circle No. 10

#### Fundus automated perimetry

- + Real-time retinal tracking
- + Imaging & Perimetry in one device
- + TrueColor confocal retinal imaging
- + No trial lens required
- + Significantly less variable than Standard Perimetry



Call 888.422.7313 or email  
infousa@icare-world.com  
[www.icare-world.com/us](http://www.icare-world.com/us)

# icare

# OPHTHALMIC

## Product Guide

### ZEISS DIGITAL FITTING AND CONSULTATION

#### ZEISS VISUFIT 1000

- 3D centration quickly and precisely, nine cameras with 45 million points of reference.
- Fixation target for vergence control.
- Pupil center or reflex targeting.



Circle No.11

Carl Zeiss Vision Inc. ▲ 1-800-358-8258  
www.zeiss.com/equipment

### ZEISS PRE-TEST SUITE

Provides reliable measurements for profound consultation and a high-level of patient care.

- Wavefront aberrometer/topographer
- Autorefractor/keratometer
- Non contact tonometer
- Hand held retinal camera
- Wavefront lensmeter



Circle No.12

Carl Zeiss Vision Inc. ▲ 1-800-358-8258  
www.zeiss.com/equipment

### "SAFE EYEGLOSS DISINFECTION IN 40 SECONDS"

- CES Innovation Award 2021 Honoree
- 6 - 10 frames each cycle
- No liquids, chemicals, smells or disposable waste
- Kills up to 99.5% of common viruses and bacteria on the surface of eyeglasses.\*
- Compact: only 12" Wide x 12" High x 20" Deep and 18lbs.



\*Independent laboratory tests show effectiveness of 99.995% against adeno virus, 99.68% against influenza viruses, 99.47% against Escherichia coli.

Circle No. 13

Carl Zeiss Vision Inc. ▲ 1-866-596-5467  
www.zeiss.com/UVClean

### ZEISS EXAM LANES

Offer complete solutions for subjective refraction and world class optics

- Refractors – digital and manual
- Acuity systems
- Chairs and stands
- Slit Lamps – tower and integrated
- Tonometers



Circle No. 14

Carl Zeiss Vision Inc. ▲ 1-800-358-8258  
www.zeiss.com/equipment

## TearRestore®

The First Open-Eye Warm Compress

Circle No. 15

### Effective & Consistent Heat

TearRestore supplies therapeutic heat (>40C) for a minimum of ten minutes every use. This ensures patients and doctors an effective treatment every time.



### Unique Convenience & Natural MG Expression

TearRestore's design utilizes anatomical norms to target the eyelids while avoiding the globe. This permits the user to see and blink throughout treatment, resulting in improved compliance and natural meibomian gland expression.



### VEATCH OPHTHALMIC INSTRUMENTS

0% FINANCING FOR 12 MONTHS!



Circle No. 16

Veatch Ophthalmic Instruments is a Nationwide Ophthalmic distributor and offers most of the items in this publication.



Contact one of our expert sales consultants for details.  
[www.voi2021.com](http://www.voi2021.com) | 800-447-7511 | [sales@voi2020.com](mailto:sales@voi2020.com)

Veatch Ophthalmic Instruments ▲ 800-447-7511  
www.voi2021.com

# OPHTHALMIC

## Product Guide

Circle No. 17

### Phoroptor® VRx Digital Refraction System

**A premium digital refraction experience at a safe distance.**

Featuring the thinnest, most compact design, incredibly fast lens exchanges, motorized prisms, split cylinder lenses, and ultra-quiet operation, **Phoroptor® VRx** sets new standards in refraction. The ergonomic keypad features a multi-function control knob with unmatched feel and versatility, while the intuitive touch-screen interface has all the pre-programmed and programmable tests you'll need.

Phoroptor VRx provides a premium digital refraction experience at a safe distance, now from across the room or across the Internet. Phoroptor VRx is the only system that connects to all major brands of pretest devices and EMR platforms.

Designed and assembled in the USA



Circle No. 18

### ClearChart® 4 Digital Acuity Systems

**Pixel-perfect and purpose-built.**

The family of ClearChart® Digital Acuity Systems are elegant, all-in-one, simple-to-use, and uniquely designed to meet all of your acuity testing needs with a wide selection of optotypes, and other special test charts.

The ClearChart family all feature a 24 inch, high resolution, LED backlit display that are lightweight, cool running and long-lasting. The **ClearChart® 4X** Enhanced Digital Acuity System, and the **ClearChart® 4P** Polarized Digital Acuity System are now available with **LEA SYMBOLS®** and **LEA NUMBERS®**. The intuitive user interface provides the best user experience of any digital acuity chart.

Designed and assembled in the USA



LEA SYMBOLS and LEA NUMBERS are registered trademarks of LEA Test, Int'l, LLC

### Ocular Response Analyzer® G3 Corneal Hysteresis:

**Measure Beyond Pressure.**

**Provide a more confident glaucoma risk assessment and a more personalized treatment approach.**

**Ocular Response Analyzer®** is the only device that measures Corneal Hysteresis, a superior predictor of glaucoma progression. Corneal Hysteresis has consistently shown to be a more powerful predictor of, and strongly associated with, glaucoma progression, more so than key risk factors such as IOP and CCT.

Designed and assembled in the USA

Circle No. 19

### Tono-Pen® Handheld Tonometers

**Reichert® Tono-Pen® has been the trusted choice of clinicians for over 30 years.**

**Tono-Pen®** helps to provide essential care while keeping your patients and staff protected. Tono-Pen AVIA® applanation tonometer now with **Quick-Tap® Measurement Mode** is ready-to-use, calibration-free, and accurate – **with more confidence in fewer measurements.**

Tono-Pen is less sensitive to corneal centration, ensuring fast and accurate IOP measurements with minimal training.

Protect your Tono-Pen and patients with genuine, FDA cleared Reichert® **Ocu-Film® + Tip Covers.**

Designed and assembled in the USA

Circle No. 21



### Reichert® 7CR Non-Contact Tonometer

**A better pressure measurement with Corneal Response Technology®.**

In 1972, Reichert® invented the non-contact tonometer (NCT), and continues to innovate tonometry with the clinically advanced and easy-to-use **Reichert® 7CR.**

Using patented Corneal Response Technology® which takes corneal biomechanics into account, Reichert 7CR provides Corneal Compensated IOP (IOPcc), a better pressure measurement.

Designed and assembled in the USA

Circle No. 20

### Ocu-Film® + Tip Covers Tono-Pen® Tip Covers

**Protect your Tono-Pen® Handheld Tonometer and your patients.**

Genuine blue Reichert® **Ocu-Film® + Tip Covers** protect your Tono-Pen® Tonometers from dust and fluids, and help protect patients from the risk of cross contamination. Ocu-Film+ Tip Covers are single-use, sanitized, and easy-to-apply. Ocu-Film+ Tip Covers are FDA cleared and the only Reichert® approved tip covers for use with Tono-Pen Tonometers. Ocu-Film+ Tip Covers are available individually packaged in boxes of 150 or bulk packs of 600.



Circle No. 22

# OPHTHALMIC

## Product Guide

### BQ 900® LED Slit Lamp

Fully integrated imaging solution

Choose the BQ 900 LED for advanced microscopy. The BQ 900 is powered by a long-lasting LED diode that offers exceptional detail and depth of field. It is the ultimate slit lamp due to its flexible modular design. The IM 900 imaging module offers a fully integrated imaging solution with unique features and technology. Other optional accessories include Teaching Scope, Inclined Eyepieces, Yellow Filter, Stereo Variator, and Beam Splitter.



Circle No. 23



800.787.5426  
haag-streit-usa.com

### BI 900® LED Slit Lamp

Simplified operation meets high reliability.

Equipped with an improved version of the BM 900 microscope, an enhanced illumination system and traditional high-precision mechanics, the BI 900 is the ideal successor to the BM 900. The BI 900 slit lamp combines simplicity and reliability in a modern system which offers integrated digital imaging as an option.



Circle No. 24



800.787.5426  
haag-streit-usa.com

### Reliance FX-920®

The standard for chair design

The FX-920 sets the standard for design while retaining the core value of all Reliance products - rugged durability. All surfaces of the chair are designed to support a patient's entire weight. Ergonomic full power tilt is efficient for the practitioner and comfortable for the patient. A full complement of controls is available on both sides of the chair, while the detached dual footswitch adds flexibility.



Circle No. 25



800.735.0357  
reliance-medical.com

### LENSTAR® APS Optical Biometer

Advanced biometry— better outcomes

The LENSTAR LS 900 with Automated Positioning is all you need for faster, more efficient biometry. Its easy mechanical tracking minimizes user delay and error, delivering more reliable results and a more comfortable patient experience. The dual zone keratometry with 32 measurement points provide precise K values, essential for planning toric lens implantation. With its integrated Olsen and Barrett formulas, as well as exclusive availability of the Hill-RBF Method 2.0 for IOL calculation, the LENSTAR provides the user with the best possible IOL prediction.



Circle No. 26



800.787.5426  
haag-streit-usa.com

### Octopus 600®

Early diagnosis and standard white-on-white perimetry in one device

The Octopus 600, with EyeSuite Progression Platform, extends Haag-Streit's product range of visual field analyzers, combining the Pulsar method for early glaucoma detection and standard White/White perimetry for long term follow-up in one compact and stand-alone device. Unique fixation control for blinking, pupil position, darting and forehead contact, yields more reliable results, and with our Tendency Oriented Perimetry (TOP strategy), thresholds are performed in 2 ½ minutes.



Circle No. 27



800.787.5426  
haag-streit-usa.com

### Octopus 900®

Versatility PLUS connectivity!

The Octopus 900, with EyeSuite Progression Platform, is the most versatile perimeter available. The Octopus 900 features more options for reliable testing, including: static White/White, Blue/Yellow, Red/ White, Flicker, Low Vision and computer-assisted true Goldmann Kinetic, TOP Strategy for thresholds in 2-1/2 minutes and our unique fixation control. EyeSuite, the industry's most advanced software for progression analysis, includes the first perimetric analysis to combine structure and function with real-time interactive access to all perimetric data with easy networking and free viewing stations.



Circle No. 28



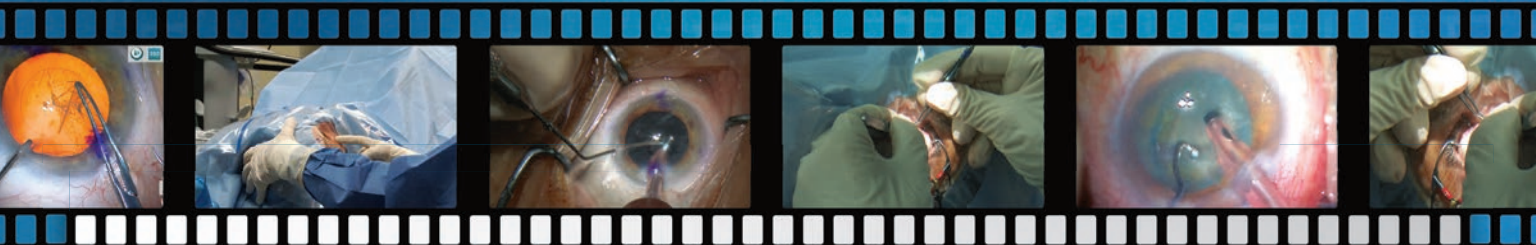
800.787.5426  
haag-streit-usa.com



Monthly

# MACKOOL ONLINE CME

## CME SERIES | SURGICAL VIDEOS



To view CME video  
go to:

[www.MackoolOnlineCME.com](http://www.MackoolOnlineCME.com)

### Episode 62: "Traumatic Subluxated Cataract"

Surgical Video by:  
Richard J. Mackool, MD

#### Video Overview:

Blunt trauma has caused a subluxated cataract with vitreous prolapse. Phacoemulsification with insertion of 2 capsule tension rings, one of them sutured to the sclera, are demonstrated.

## MackoolOnlineCME.com MONTHLY Video Series



Richard J. Mackool, MD

We are excited to continue into our sixth year of Mackool Online CME. With the generous support of several ophthalmic companies, I am honored to have our viewers join me in the operating room as I demonstrate the technology and techniques that I have found to be most valuable, and that I hope are helpful to many of my colleagues. We continue to edit the videos only to either change camera perspective or to reduce down time - allowing you to observe every step of the procedure.

As before, one new surgical video will be released monthly, and physicians may earn CME credits or just observe the case. New viewers are able to obtain additional CME credit by reviewing previous videos that are located in our archives.

I thank the many surgeons who have told us that they have found our CME program to be interesting and instructive; I appreciate your comments, suggestions and questions. Thanks again for joining us on Mackool Online CME.



**CME Accredited Surgical Training Videos Now Available Online: [www.MackoolOnlineCME.com](http://www.MackoolOnlineCME.com)**

Richard Mackool, MD, a world renowned anterior segment ophthalmic microsurgeon, has assembled a web-based video collection of surgical cases that encompass both routine and challenging cases, demonstrating both familiar and potentially unfamiliar surgical techniques using a variety of instrumentation and settings.

This educational activity aims to present a series of Dr. Mackool's surgical videos, carefully selected to address the specific learning objectives of this activity, with the goal of making surgical training available as needed online for surgeons motivated to improve or expand their surgical repertoire.

#### Learning Objective

*After completion of this educational activity, participants should be able to:*

- present complex techniques that can be used to remove a dislocated cataract while preserving the lens capsule for IOL implantation.

**Satisfactory Completion** - Learners must pass a post-test and complete an evaluation form to receive a certificate of completion. You must listen to/view the entire video as partial credit is not available. If you are seeking continuing education credit for a specialty not listed below, it is your responsibility to contact your licensing/certification board to determine course eligibility for your licensing/certification requirement.



JOINTLY ACCREDITED PROVIDER™  
INTERPROFESSIONAL CONTINUING EDUCATION

**Physicians** - In support of improving patient care, this activity has been planned and implemented by Amedco LLC and Review Education Group. Amedco LLC is jointly accredited by the Accreditation Council for Continuing Medical Education (ACCME), the Accreditation Council for Pharmacy Education (ACPE), and the American Nurses Credentialing Center (ANCC), to provide continuing education for the healthcare team

**Credit Designation Statement** - Amedco designates this enduring material activity for a maximum of .25 AMA PRA Category 1 Credits™. Physicians should claim only the credit commensurate with the extent of their participation in the activity.

Jointly provided by:




Supported by an unrestricted independent  
medical educational grant from:



Additionally Supported by:



In Kind Support:



Video and Web Production by:  
JR Snowden, Inc

# OPHTHALMIC

## Product Guide

### ALADDIN-M

BIOMETER / TOPOGRAPHER

#### Expand Your Practice with the Aladdin-M

- Axial length, refractive error and corneal power trend reports
- Establish baseline metrics and track change over time
- Corneal topography with aberration maps and white-to-white measurement



Topcon Healthcare (800) 223-1130  
[topconhealthcare.com/aladdin-m](http://topconhealthcare.com/aladdin-m)

 **TOPCON** Healthcare

Circle No.29

### CHRONOS

AUTOMATED BINOCULAR REFRACTION SYSTEM

#### It's Time to Reinvent Refraction

- Combines autorefractometry, keratometry and subjective refraction in a single device
- Takes up less than 4 ft. of space
- SightPilot® guided refraction software can be easily operated by a trained technician



Topcon Healthcare (800) 223-1130  
[topconhealthcare.com/chronos](http://topconhealthcare.com/chronos)

 **TOPCON** Healthcare

Circle No. 30

### RDx

OCULAR TELEHEALTH SYSTEM

#### Ready for Remote Diagnostics?

- Increase patient convenience and deliver high quality eye exams from virtually anywhere
- Grow your practice beyond its physical location
- Integrates remotely with Topcon's CV-5000S automated phoropter



Topcon Healthcare (800) 223-1130  
[topconhealthcare.com/IntroducingTopconRDx](http://topconhealthcare.com/IntroducingTopconRDx)

 **TOPCON** Healthcare

Circle No.31

### HENSON

PERIMETERS

#### Advanced Tools for Glaucoma Screening + Management

- Fast, accurate and flexible glaucoma screening
- Henson 9000 Visual Field Analyzer is the perfect tool for the early detection of glaucoma and the ongoing monitoring of established vision loss



Topcon Healthcare (800) 223-1130  
[topconhealthcare.com/product-category/perimeters](http://topconhealthcare.com/product-category/perimeters)

 **TOPCON** Healthcare

Circle No. 32

### MAESTRO2

OCT + FUNDUS CAMERA

#### Fully Automated. One-Touch Scanning.

- Single touch auto alignment, focus, optimizing and capturing
- Full 360° tilt monitor allows operator to maintain safe distance from patient
- Hood Report for Glaucoma enables quick visual field assessment



Topcon Healthcare (800) 223-1130  
[topconhealthcare.com/proximity/maestro2](http://topconhealthcare.com/proximity/maestro2)

 **TOPCON** Healthcare

Circle No.33

### CV-5000S

COMPUTERIZED PHOROPTER

#### Upgrade Your Manual Phoropter to the All-Digital CV-5000S

- Easy to clean and sterilize
- Works with PPE gear and offers over 13 feet of distance
- Full EMR connectivity



Topcon Healthcare (800) 223-1130  
[topconhealthcare.com/proximity/cv-5000s](http://topconhealthcare.com/proximity/cv-5000s)

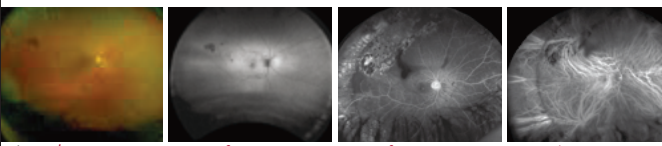
 **TOPCON** Healthcare

Circle No.34

# OPHTHALMIC

## Product Guide


**optomap®**  
**Single-capture UWF Retinal Imaging...**





optomap color    optomap af    optomap fa    optomap irg

**...from a safe distance**

optomap® high resolution, ultra-widefield images help you see and document the retina with no face-to-face interaction.



 **Circle No. 35**

 **optos®**  
optos.com

**LACRIVERA - VERAPLUG™ FLEXFIT™**

The FlexFit™ Punctal Occluder by Lacriversa offers a fresh approach in bringing greater value to your dry eye practice. The FlexFit nose technology, designed to collapse when inserted, allows for simple sizing, easy insertion, superior retention and excellent patient comfort. Offered in 4 sizes (XS, S, M, L), the FlexFit is available in sterile pre-loaded and nonsterile bulk packages. For more information on the VeraPlug FlexFit and Lacriversa's dry eye line visit [Lacriversa.com](http://Lacriversa.com). Lacriversa is a division of Stephens Instruments.



**Circle No. 36**

LACRIVERA ▲ 855-857-0518  
[www.Lacriversa.com](http://www.Lacriversa.com)

**An easy 3-step approach to overall eye wellness** **Circle No. 37**

Lid hygiene is easier now than ever before with the **Bruder Hygienic Eyelid Care Kit** featuring the #1 recommended Bruder Moist Heat Eye Compress and lid hygiene products.



**Bruder** | Better. By Design.


Want to know more?  
 Call 888-827-8337 or visit [www.bruder.com/rpg1](http://www.bruder.com/rpg1)

**FastCheck THERMAL IMAGING SYSTEM**


**Monitoring your place of business to keep Healthy, Secure, & Organized** **Circle No. 38**

The most advanced Facial Recognition Technology

- Instant Body Temperature Scan within 2 ft.
- Non-Contact Plug-n-Play 8" Screen
- Facial Recognition to unlock/lock doors
- Optional Cloud-based system
- Choose model: Floor, Countertop, Wall
- No programming required
- 12-month warranty



Intro 10% discount with code: **SAFE2021**  
 See website for offers

 **FastBack, Inc.**

FastBack, Inc. ▲ 949-354-2626  
[www.FastBackinc.com](http://www.FastBackinc.com)

**PACHMATE 2**  **TECHNOLOGY, INC.**  
 THE ULTRASOUND SPECIALIST

- Globally Recognized as the Leading Handheld Pachymeter
- Easy, Fast and Accurate
- Proven Accuracy & Reproductivity
- Customizable Settings
- Rapid Bilateral Measurements
- Durable Portability
- User Friendly



**Circle No. 39**

(800) 722-3883  
[www.dghtechnology.com](http://www.dghtechnology.com)

**UPGRADE YOUR HFA AND SAVE UP TO \$10,000!**

**Circle No. 40** 

**Perimetry Redefined.**  
**Optopol PTS 2000**  
 Top of the line Automated Projection Perimeter



**The NEW Standard of Perimetry**  
 Visit [optopolusa.com](http://optopolusa.com) for more information or for a quick virtual demo



# OPHTHALMIC

## Product Guide

### MARKET LEADING INDIRECTS

Circle No. 41



- Interchangeable LED or xenon illumination
- Lightweight Slimline lithium polymer battery
- Wide range of filters & apertures
- Exclusive to Vantage Plus:
  - Intelligent Optics
  - HiMag™ lens: additional 1.6x magnification allows for superb stereoscopic images

**Keeler**  
— A world without vision loss —

Contact us for pricing & more information  
800.523.5620 // 610.353.4350 // KEELERUSA.COM

A Halma company

### HELPING HEROES SEE CLEARLY & STAY SAFE

Purchase a BIO from  
09/01/2020 – 03/31/2021

24-MONTH  
**0%**  
lease as low as \$128/month\*

RECEIVE A **\$850** OR **10 FREE**  
credit towards any PPE **bottles of phenylephrine 2.5%, 15mL**



Circle No. 42

**Keeler**  
— A world without vision loss —

Contact us for pricing & more information  
800.523.5620 // 610.353.4350 // KEELERUSA.COM

A Halma company

### THE BEST OF BOTH WORLDS

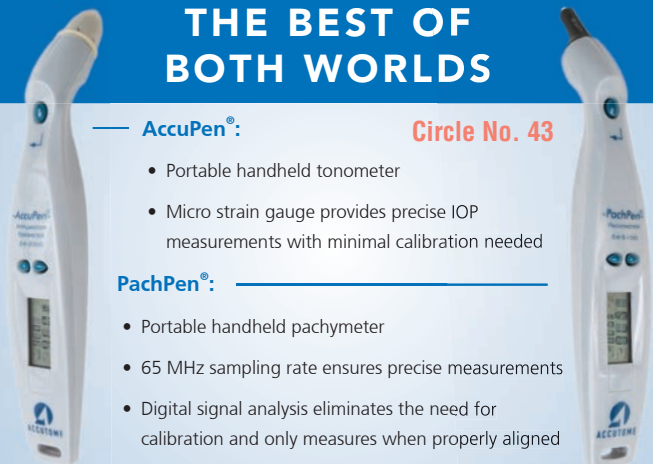
AccuPen®

Circle No. 43

- Portable handheld tonometer
- Micro strain gauge provides precise IOP measurements with minimal calibration needed

PachPen®

- Portable handheld pachymeter
- 65 MHz sampling rate ensures precise measurements
- Digital signal analysis eliminates the need for calibration and only measures when properly aligned



**Keeler**  
— A world without vision loss —

Contact us for pricing & more information  
800.523.5620 // 610.353.4350 // KEELERUSA.COM

A Halma company

### EASY-TO-USE PLATFORM

Circle No. 44

4SIGHT®

- Combines A-Scan®, UBM®, B-Scan®, and Pachymeter® into one platform
- Easy data transfer between modalities, including DICOM™, for higher patient throughput
- Unsurpassed accuracy and image quality



**Keeler**  
— A world without vision loss —

Contact us for pricing & more information  
800.523.5620 // 610.353.4350 // KEELERUSA.COM

A Halma company

### INTRODUCING PICTOR Prestige™

Circle No. 45



#### Image Anyone. Anywhere.

- Powerful **small pupil capability** allows imaging through pupils - 3 mm
- Get a **full day of imaging** on just one charge
- **Onboard Image Quality Analysis** ensures you never retake an image
- Lifetime access to the Prestige Studio offers functionality such as **filters, montaging, and report generation**
- Qualify for incentives like ADA IRS **Tax credit** and Section 179 Deduction
- New Special Pricing: \$ 7595

**VOLK**

(800) 345-8655 | volk@volk.com | volk.com

Circle No. 46

Get Comfortable with **VisuALL!** Your patients will thank you for it!

The VisuALL Virtual Reality Platform delivers safer, faster, comfortable and clinically validated visual field examinations and more!

Qualifies for ADA Tax Credit



Eligible for **ADA TAX CREDIT**

**SECTION 179 SAVINGS**



**Olleyes®**  
watch this

www.olleyes.com | info@olleyes.com



“ I didn't realize  
**STARS**  
were little dots that twinkled ”

—Misty L, *RPE65* gene therapy recipient

**WE'RE SEEING  
AMAZING RESULTS.  
AND SO ARE THEY.**

At the Foundation Fighting Blindness our mission is everybody's vision. Our work shines a light on the darkness of inherited retinal diseases (IRDs).

We're the world's leading organization searching for treatments and cures. We need your help to fuel the discovery of innovations that will illuminate the future for so many. We have robust disease information, a national network of local chapters and support groups, local educational events, and our My Retina Tracker® Registry to help keep your patients connected with clinical and research advancements.

Help accelerate our mission  
by donating at [ECPs4Cures.org](https://ECPs4Cures.org).

**FOUNDATION FIGHTING  
BLINDNESS**

[FightingBlindness.org](https://FightingBlindness.org)

# OPHTHALMIC

## Product Guide

### EFC-2600 FUNDUS CAMERA



The EFC-2600 totally revolutionized the retinal image industry. Fully automatic, the operator does not need to worry about finding the retinal image through the pupil, centering, focus or about anything else. With the simple press of the start button, the EFC-2600 makes retinal imaging as simple as a child's game.

Circle No. 47

- Fully Automatic
- Mosaic
- 45-100 Degrees Visual Field
- Non-mydiatric
- Posterior and Anterior Segment



US Ophthalmic | 1.888.881.1122 | www.usophthalmic.com

ELI EZER

### ETN-1800 NON-CONTACT TONOMER



With fully automated 3D eyetracking and soft air puff, patients can receive a quick IOP measurement while under total comfort. The ETN-1800 includes a user friendly touch screen for simple system operation of IOP measurement. With the device, IOP measurement can be quickly taken by touching the center of the pupil on the screen and pressing the "START" soft key. The measurement report is then printed out automatically.

Circle No. 48



US Ophthalmic | 1.888.881.1122 | www.usophthalmic.com

ELI EZER


### EYER NM TOP PORTABLE RETINAL CAMERA



Have a desktop quality fundus at your fingertips. The Eyer takes high quality retina images comparable to a desktop fundus at a fraction of the price. Built with 12 mega-pixels and enhanced camera features, such as mosaic capabilities and iCloud storage, the Eyer is the ideal tool for tele-medicine practice.

- Mosaic
- 12 Mega-pixels
- Non Mydiatric
- Auto Focus
- AI Ready

Circle No. 49



US Ophthalmic | 1.888.881.1122 | www.usophthalmic.com

### VISIONARE REFRACTION UNITS



The Visionare refraction unit collection is a European line, fusing quality, design and comfort all in one. It features a spacious, safe and flexible design including a comfortable examination chair. The Visionare refraction units boast many features relative to other refraction units, including its customizable design.

The Visionare Units provide a world class patient experience.

Circle No. 50



US Ophthalmic | 1.888.881.1122 | www.usophthalmic.com

VISIONARE

### EDR-9000 DIGITAL REFRACTOR



The Ezer Digital Line - revolutionizing optical practices with intelligent digital design, powerful features, and an all-in-one diagnostic and examination package! The Ezer Digital Practice is nothing short of a revolution for optical care professionals. The Ezer digital line is the best choice for any optometrist or ophthalmologist who is looking to take their practice digital.

Ezer's enhanced line has been made affordable and accessible to you.

Circle No. 51



US Ophthalmic | 1.888.881.1122 | www.usophthalmic.com

ELI EZER

### EMERALD FAMILY SLIT LAMPS



Fully made in Japan, the complete redesign of our slit lamp family will take your practice to the next level. Our new slit lamps, equipped with a high definition optical system, provide sharpened clear images through its high-transparency glass material. The new line offers a broad selection of different models with the option of Halogen to LED.

- LED
- Halogen
- Video Imaging
- Zoom

Circle No. 52



US Ophthalmic | 1.888.881.1122 | www.usophthalmic.com

ELI EZER

# OPHTHALMIC

## Product Guide

Circle No.53



### Refresh<sup>®</sup> CONCIERGE

EXCLUSIVE ACCESS TO ALL THINGS REFRESH<sup>®</sup>.



REFRESH<sup>®</sup> SAMPLES



PATIENT COUPONS



PRODUCT EDUCATION



REFRESH<sup>®</sup> DIRECT ECOMMERCE

Call us at **833-REF-SMPL** 7:30 a.m.–7 p.m. CT, M–F

© 2021 AbbVie. All rights reserved. All trademarks are the property of their respective owners. REF138377 07/20



Circle No.54

Hello! I'm your new

## OCULUS LidStick<sup>®</sup>





For the upper and lower eyelid



Circle No.55

# Adapt. Evolve. Grow.



Discover how dark adaptation testing with AdaptDx Pro<sup>®</sup> guided by Theia<sup>™</sup> can help you **evolve** your approach to AMD care. Become an AMD Center of Excellence<sup>®</sup> and unlock your potential to **grow** your practice revenue.

**maculogix**  
the AMD experts

maculogix.com/guide



## DEXYCU<sup>®</sup>

(dexamethasone intraocular suspension) 9%

Circle No. 56

Order DEXYCU today.


NDC Code: 71879-001-01  
Unique Permanent J-Code: J1095

Learn more at [DEXYCU.com](http://DEXYCU.com)

**EYEPOINT**  
PHARMACEUTICALS

US-DEX-1900279 12/2019

### FORESEEHOME AMD MONITORING PROGRAM



AMD standard of care is not enough. Many studies show that early diagnosis with good VA is essential to preserve functional vision (20/40 or better) with treatment. However, real-world data shows that **ONLY 34%** of patients are diagnosed with functional vision at treatment initiation. The ForeseeHome<sup>®</sup> AMD Monitoring Program is a home-based monitoring program that supports the earlier detection of wet AMD in intermediate dry AMD patients to help preserve their long-term vision.

Circle No. 57

**ForeseeHOME**<sup>™</sup> BY **NOTAL VISION**<sup>™</sup>  
AMD Monitoring Program

Notal Vision | (855) 600 3112  
[www.ForeseeHome.com/HCP](http://www.ForeseeHome.com/HCP)


### DR. MARGUERITE MCDONALD ON INNOVATION



*Our understanding of Dry Eye & MGD has advanced, yet compliance remains our greatest impediment to successful patient outcomes. "At home" therapy options are somewhat helpful, but largely inconvenient. Dry Eye patients need precise heat and lid hygiene in one simple, convenient and affordable OTC option. I am thrilled to partner with ThermaMEDx on an innovative solution to this problem.*

Visit [ThermaMEDx.com](http://ThermaMEDx.com) to Learn About Dry Eye Innovation

Circle No. 58



ThermaMEDx  
[www.ThermaMEDx.com](http://www.ThermaMEDx.com)