

► Our technology. Your success.
Pumps · Valves · Service



Product Portfolio 2018

Pumps | Automation



Type Series Index

Amacan K	53	HPK-L	35	Sewatec	55
Amacan P	53	HVF	58	Sewatec R	55
Amacan S	53	Hya-Duo D FL	44	SEZ / SEZT / PHZ / PNZ	66
Amaclean	48	Hya-Duo D FL Compact	44	SNW / PNW	66
Amacontrol	72	Hya-Eco VP	44	SPY	66
Ama-Drainer 4../5..	47	Hyamat K	45	SRL	51
Ama-Drainer 80, 100	48	Hyamat SVP	45	SRP	50
Ama-Drainer N	47	Hyamat SVP ECO	45	SRS	51
Ama-Drainer-Box	49	Hyamat V	45	Surpress Eco SE.2.B	45
Ama-Drainer-Box Mini	49	Hya-Rain / Hya-Rain N	41	Surpress Eco SE.2.B VP	46
AmaDS ³	49	Hya-Rain Eco	41	Surpress Feu SFE	47
Amajet	54	Hya-Solo D	43	Surpress SP	47
Amaline	54	Hya-Solo D FL	44	Surpress SP VP	47
Amamix	54	Hya-Solo D FL Compact	44	Surpressbloc SB	46
Ama-Porter CK Pump Station	50	Hya-Solo DSV	43	Surpresschrom SIC.2	46
Ama-Porter F / S	48	Hyatronic N	72	Surpresschrom SIC.2 SVP	46
Amaprop	54			Surpresschrom SIC.2 V	46
Amarex KRT	52	ILN	32		
Amarex KRT, with convection cooling	52	ILNC	32	TBC	56
Amarex KRT, with jacket cooling	52	INVCP	39		
Amarex N	52	Ixo N	42	UPA 150C	60
AU	59	Ixo-Pro	42	UPA 200, 200B, 250C	60
AU Monobloc	59			UPA 300, 350	60
				UPA Control	71
Beveron	66	KSB Delta Compact	43	UPAchrom 100 CC	60
B-Pump	61	KSB Delta Solo EV	43	UPAchrom 100 CN	60
		KSB SuPremE	28	UPA-Z / UPA-R	61
		KSB UMA-S	28		
		KWP / KWP-Bloc	55	Vitacast	64
Calio	31			Vitacast Bloc	64
Calio S	30	LCC-M	56	Vitachrom	63
Calio Z	31	LCC-R	56	Vitalobe	64
Calio-Therm NC	30	LCV	57	Vitaprime	64
Calio-Therm S	30	LevelControl Basic2	71	Vitastage	64
Calio-Therm S NC/NCV	30	LHD	57		
Cervomatic EDP.2	71	LSA-S	56	WBC	56
CHTA / CHTC / CHTD	65	LUV / LUVA	65	WKTb	66
CHTR	38	LUV Nuclear	68	WKTR	40
CHTRa	39				
CINCP / CINCN	39	Magnochem	37	YNK	65
CK 800 Pump Station	50	Magnochem-Bloc	37		
CK 1000 Pump Station	50	MDX	57	ZW	58
Comeo	62	Megabloc	34		
Compacta	50	MegaCPK	36		
Controlmatic E	71	Megaline	33		
Controlmatic E.2	71	Meganorm	34		
CPKN	36	MHD	57		
CTN	38	mini-Compacta	49		
		MK / MKY	48		
DU / EU	70	Movitec	62		
		Movitec H(S)I	62		
EDS	69	Movitec VCI	62		
Emporia CP	41	Multi Eco	42		
Emporia MB	41	Multi Eco-Pro	42		
Emporia PD	41	Multi Eco-Top	42		
Estigia	39	Multitec	62		
Etabloc	33	Multitec-RO	69		
Etabloc SYT	35				
Etachrom B	34	Omega	63		
Etachrom L	34				
Etaline	32	PSR	67		
Etaline DL	31	PumpDrive 2 / PumpDrive 2 Eco	28		
Etaline L	31	PumpDrive R	28		
Etaline SYT	36	PumpMeter	29		
Etaline Z	32				
Etaline-R	32	RC / RCV	69		
Etanorm	33	RDLO	63		
Etanorm SYT / RSY	35	RDLP	63		
Etanorm V	34	RER	67		
Etanorm-R	33	RHD	67		
Etaprime B	59	RHM	68		
Etaprime L	59	RHR	68		
Etaseco / Etaseco-I	37	Rotex	48		
Etaseco RVP	37	RPH	37		
Evamatic-Box N	49	RPHb / RPHd	38		
EZ B/L	59	RPHmdp	38		
		RPH-V	38		
FGD	57	RSR	67		
Filtra N	43	RUV	67		
		RVM	68		
HGB / HGC / HGD	65	RVR	68		
HGM	65	RWCP / RWCN	39		
HGM-RO	69				
HPH	35	Sewabloc	55		
HPK	35				

Our tradition:

Competence since 1871

We have supplied generations of customers worldwide with pumps, valves, automation products and services. A company with that kind of experience knows that success is a process based on a stream of innovations. A process made possible by a close working alliance between developer and user, between production and practice.

Partners achieve more together.

We do everything possible to ensure that our customers always have access to the ideal product and system solution.

KSB is a loyal partner. And a strong one:

- Over 140 years' experience
- Present in more than 100 countries
- More than 16,000 employees
- More than 170 service centres worldwide
- Approximately 3,000 service specialists



Single-source supplier: your partner for pumps, valves and service

We assist our customers right through the product life cycle

A comprehensive product range, short response times and tailored service and spare parts solutions – no other competitor offers a comparable range of products and services. In all phases of the product life cycle, we are on hand to ensure that our customers secure long-term value from their systems.

We offer our customers a variety of services and spare parts solutions around pumps, valves, and other rotating equipment – also for non-KSB products:

- Technical consultancy
- Installation and commissioning
- Services provided on-site and in our service centres
- Inspection and maintenance
- Maintenance inspection management
- Framework agreements such as TPM® Total Pump Management
- Efficiency analysis with SES System Efficiency Service or Pump Operation Check
- Reverse engineering
- Inventory management
- Retrofitting as an alternative to buying a new product
- Spare parts in manufacturer's quality
- On-site training sessions
- Refurbishment and decommissioning

Ready wherever you are:

with a global service network and a 24-hour emergency service.



Our mission:

Certified quality assurance

First-class products and excellent service take top priority at KSB. To maintain this level of excellence, we have developed a modern quality management system with globally applicable guidelines. It is based on the Business Excellence model of the European Foundation for Quality Management, which already ensures improved quality management Europe-wide.

Our guidelines define uniform quality for all KSB locations and have helped us to optimise our manufacturing processes. The results are shorter delivery times and global availability of our products. These guidelines govern the way we act so comprehensively that even the competence of our consulting and the good value for money we offer are clearly stipulated. Like the 'Made in Germany' quality seal, we introduced internal certification as a sign of the highest quality: 'Made by KSB'.

Our five key goals:

- **Maximum customer satisfaction:** We do everything to fulfil our customers' wishes on time and in full.
- **Fostering quality awareness:** We put our quality commitment into daily practice – from executives to employees, whose qualifications and competence we foster through continuing training.
- **Prevention rather than cure:** We systematically analyse errors and prevent the causes.
- **Improvement in quality:** We continually optimise our processes in order to work more efficiently.
- **Involvement of suppliers:** We attach great importance to working together fairly and openly to achieve our shared goals.



As a signatory to the United Nations Global Compact, KSB is committed to endorsing the ten principles of the international community in the areas of human rights, labour standards, environmental protection and anti-corruption.





Industry 4.0: we have experience with the future

Digital networking of production systems is one of the key challenges ahead. An expert in engineering with long-standing experience in developing Industry 4.0 solutions, KSB is your ideal partner to achieve:

- Resource efficiency and optimised use of materials
- Availability and operating reliability
- Flexibility through short-term reconfigurability
- Reduction of time to market

Increase your system's productivity already today with KSB's smart products and services: Use our intelligent technologies designed to communicate, such as PumpDrive and PumpMeter, to lay a foundation for your smart factory. Find out more about our future-driven solutions at www.ksb.com/industry40

FluidFuture®: the energy-saving concept for your system

Many systems do run reliably but they also use a lot more power than necessary. The solution: efficiency optimisation with FluidFuture® in four steps. We look at the entire hydraulic system to achieve maximum energy efficiency throughout the life cycle. The optimisation costs will pay for themselves within a short period through the high energy savings that can be made.

The process and its four steps are clearly defined – based on extensive expertise and experience. This systematic and targeted approach ensures maximum savings at minimum costs. Perfectly matching the hydraulic system, drive and automation products as well as the piping dimensions can result in savings of up to 60 %.

We reduce the operating costs of your system by combining our expert knowledge with smart products and services. This is our joint contribution towards an energy-efficient future.

More on FluidFuture®:
www.ksb.com/fluidfuture



System analysis

- Creating transparency
- Determining the load profile

Selection

- Defining the system structure
- Selecting components

Commissioning

- Expert installation
- Professional commissioning


Highly efficient operation

- Intelligent pump technology
- Continuous monitoring

ENERGY-EFFICIENT PRODUCTS AND SERVICES



General Information

<p>ErP</p>	 <p>ErP regulations stipulating new, stricter minimum efficiency values became effective at the start of 2015. Since then, only pumps and motors which satisfy the energy efficiency requirements of the European Union's ErP Directive may be placed on the market. For KSB's products this is child's play. They are so efficient, many actually exceed the values required since 2015 – some even those applicable from 2017 as per the ErP regulations.</p>
<p>Regional products</p>	<p>Not all depicted products are available for sale in every country. Products only available in individual regions are indicated accordingly. Please contact your sales representative for details.</p>
<p>Trademark rights</p>	<p>All trademarks or company logos shown in the catalogue are protected by trademark rights owned by KSB SE & Co. KGaA and/or a KSB Group company. The absence of the "®" symbol should not be interpreted to mean that the term is not a registered trademark.</p>
<p>Product illustrations</p>	<p>The products illustrated as examples may include options and accessories incurring a surcharge. Subject to modifications due to technical enhancements.</p>

Pumps

Design / Application	Type series	Page	ErP	Factory-automated	Automation available	Water Transport and Treatment	Industry	Energy Conversion	Building Services	Solids Transport
Drinking water circulators, fixed speed	Calio-Therm S NC/NCV	30							■	
	Calio-Therm NC	30							■	
Drinking water circulators, variable speed	Calio-Therm S	30		■					■	
Circulators, variable speed	Calio S	30	■	■					■	
	Calio	31	■	■					■	
	Calio Z	31	■	■					■	
In-line pumps	Etaline L	31	■		■		■		■	
	Etaline DL	31	■		■		■		■	
	Etaline	32	■		■		■		■	
	Etaline Z	32	■		■		■		■	
	Etaline-R	32	■		■		■		■	
	ILN	32			■	■	■		■	
	ILNC	32			■	■	■		■	
	Megaline	33	■		■		■		■	
Standardised / close-coupled pumps	Etanorm	33	■		■	■	■	■	■	
	Etanorm-R	33	■		■	■	■	■	■	
	Etabloc	33	■		■	■	■	■	■	
	Etachrom B	34	■		■	■	■	■	■	
	Etachrom L	34	■		■	■	■	■	■	
	Etanorm V	34				■	■	■	■	
	Meganorm	34	■		■	■	■	■	■	
	Megabloc	34	■		■	■	■	■	■	
Hot water pumps	HPK-L	35			■		■	■	■	
	HPH	35			■		■	■	■	
	HPK	35			■		■	■	■	
Hot water / thermal oil pumps	Etanorm SYT / RSY	35			■		■		■	
	Etabloc SYT	35			■		■		■	
	Etaline SYT	36			■		■		■	
Standardised chemical pumps	MegaCPK	36			■		■	■		
	CPKN	36			■		■	■		
Seal-less pumps	Magnochem	37			■		■	■		
	Magnochem-Bloc	37			■		■	■		
	Etaseco / Etaseco-I	37			■	■	■	■	■	
	Etaseco RVP	37			■	■	■	■	■	
Process pumps	RPH	37					■	■		
	RPHb / RPHd	38					■	■		
	RPH-V	38					■	■		
	RPHmdp	38					■	■		
	CTN	38					■			
	CHTR	38					■	■		
	CHTRa	39				■	■	■		
	CINCP / CINCN	39					■	■		
	INVCP	39				■	■	■		
	Estigia	39				■	■	■		
	RWCP / RWCN	39				■	■	■		
WKTR	40					■				
Rainwater harvesting systems	Hya-Rain / Hya-Rain N	41		■		■			■	
	Hya-Rain Eco	41		■		■			■	

Design / Application	Type series	Page	ErP	Factory-automated	Automation available	Water Transport and Treatment	Industry	Energy Conversion	Building Services	Solids Transport
Domestic water supply systems with automatic control unit / Swimming pool pumps	Emporia CP	41				■			■	
	Emporia MB	41				■			■	
	Emporia PD	41				■			■	
	Multi Eco	42			■	■			■	
	Multi Eco-Pro	42		■		■			■	
	Multi Eco-Top	42		■		■			■	
	Ixo N	42			■	■			■	
	Ixo-Pro	42		■		■			■	
	Filtra N	43							■	
Pressure booster systems	KSB Delta Compact	43		■		■			■	
	KSB Delta Solo EV	43		■		■			■	
	Hya-Solo D	43		■		■	■		■	
	Hya-Solo DSV	43		■		■	■		■	
	Hya-Solo D FL	44		■			■		■	
	Hya-Duo D FL	44		■			■		■	
	Hya-Solo D FL Compact	44		■			■		■	
	Hya-Duo D FL Compact	44		■			■		■	
	Surpress Eco SE.2.B	45		■		■	■		■	
	Hya-Eco VP	44		■		■	■		■	
	Hyamat K	45		■		■	■		■	
	Hyamat V	45		■		■	■		■	
	Hyamat SVP	45		■		■	■		■	
	Hyamat SVP ECO	45		■		■	■		■	
	Surpress Eco SE.2.B VP	46		■		■	■		■	
	Surpresschrom SIC.2	46		■		■	■		■	
	Surpresschrom SIC.2 V	46		■		■	■		■	
	Surpresschrom SIC.2 SVP	46		■		■	■		■	
	Surpressbloc SB	46		■		■	■		■	
	Surpress Feu SFE	47		■			■		■	
Surpress SP	47		■		■			■		
Surpress SP VP	47		■		■			■		
Drainage pumps / waste water pumps	Ama-Drainer N	47			■				■	
	Ama-Drainer 4.. / 5..	47			■		■		■	
	Ama-Drainer 80, 100	48			■				■	
	Ama-Porter F / S	48			■				■	
	Rotex	48					■		■	
	MK / MKY	48			■		■		■	
Lifting units / pump stations	Amaclean	48				■			■	
	AmaDS ³	49			■	■			■	
	Ama-Drainer-Box Mini	49		■					■	
	Ama-Drainer-Box	49		■					■	
	Evamatic-Box N	49							■	
	mini-Compacta	49		■					■	
	Compacta	50		■			■		■	
	CK 800 Pump Station	50		■		■	■		■	
	CK 1000 Pump Station	50		■		■	■		■	
	Ama-Porter CK Pump Station	50		■		■			■	
	SRP	50			■	■			■	
	SRL	51				■			■	
SRS	51			■	■			■		
Submersible motor pumps	Amarex N	52			■	■	■		■	
	Amarex KRT	52			■	■	■		■	
	Amarex KRT (jacket cooling)	52			■	■	■		■	
	Amarex KRT (convection cooling)	52			■	■	■		■	

Design / Application	Type series	Page	ErP	Factory-automated	Automation available	Water Transport and Treatment	Industry	Energy Conversion	Building Services	Solids Transport
Submersible pumps in discharge tubes	Amacan K	53			■	■				
	Amacan P	53			■	■				
	Amacan S	53			■	■				
Mixers / agitators / tank cleaning units	Amamix	54				■	■			
	Amaprop	54				■	■			
	Amajet	54				■	■			
	Amaline	54				■	■			
Pumps for solids-laden fluids	Sewatec	55			■	■	■			
	Sewatec R	55				■	■			
	Sewabloc	55			■	■	■			
	KWP / KWP-Bloc	55			■	■	■	■		■
Slurry pumps	WBC	56								■
	LSA-S	56					■	■		■
	LCC-M	56					■	■		■
	LCC-R	56					■	■		■
	TBC	56								■
	LCV	57								■
	FGD	57					■	■		■
	MHD	57								■
	LHD	57								■
	MDX	57					■			■
Self-priming pumps	ZW	58								■
	HVF	58					■			■
	Etaprime L	59				■	■			
	Etaprime B	59				■	■			
	EZ B/L	59				■	■	■	■	
Submersible borehole pumps	AU	59				■	■			
	AU Monobloc	59				■	■			
	UPAchrom 100 CC	60	■		■	■	■			■
	UPAchrom 100 CN	60	■		■	■	■			■
	UPA 150C	60	■		■	■	■			■
	UPA 200, 200B, 250C	60			■	■	■			
Deep-well turbine pumps	UPA 300, 350	60			■	■	■			
	UPA-Z / UPA-R	61			■	■	■			
High-pressure pumps	B-Pump					■	■	■		
	Comeo	62			■	■	■			■
	Movitec H(S)I	62	■		■	■	■	■	■	
	Movitec	62	■		■	■	■	■	■	
	Movitec VCI	62	■		■	■	■			
Axially split pumps	Multitec	62			■	■	■	■	■	
	Omega	63			■	■	■	■	■	
	RDLO	63			■	■	■	■	■	
Hygienic pumps for the food, beverage and pharmaceutical industries	RDLP	63			■	■				
	Vitachrom	63			■	■	■			
	Vitacast	64			■	■	■			
	Vitacast Bloc	64			■	■	■			
	Vitaprime	64			■		■			
	Vitastage	64			■	■	■			
Vitalobe	64			■		■				

Design / Application	Type series	Page	ErP	Factory-automated	Automation available	Water Transport and Treatment	Industry	Energy Conversion	Building Services	Solids Transport
Pumps for power station conventional islands	CHTA / CHTC / CHTD	65						■		
	HGB / HGC / HGD	65					■	■		
	HGM	65			■		■	■		
	YNK	65						■		
	LUV / LUVA	65						■		
	WKTB	66						■		
	SEZ / SEZT / PHZ / PNZ	66				■	■	■		
	SNW / PNW	66				■	■	■		
	Beveron	66				■	■	■		
	SPY	66				■	■	■		
Pumps for nuclear power stations	RER	67						■		
	RSR	67						■		
	RUV	67						■		
	PSR	67						■		
	RHD	67						■		
	LUV Nuclear	68						■		
	RHM	68						■		
	RVM	68						■		
	RHR	68						■		
	RVR	68						■		
Pumps for desalination by reverse osmosis	HGM-RO	69				■				
	Multitec-RO	69			■	■	■			
Positive displacement pumps	RC / RCV	69					■			
Fire-fighting systems	EDS	69		■		■	■			■
	DU / EU	70		■		■	■			■

Automation and drives

Design / Application	Type series	Page	ErP	Water Transport and Treatment	Industry	Energy Conversion	Building Services	Solids Transport
Automation and drives	KSB SuPremE	28	■	■	■		■	
	KSB UMA-S	28		■	■			
Control units	Controlmatic E	71		■			■	
	Controlmatic E.2	71		■			■	
	Cervomatic EDP.2	71		■			■	
	LevelControl Basic 2	71		■	■		■	
	UPA Control	71		■			■	
	Hyatronic N	72		■	■		■	
Variable speed system	PumpDrive 2 / PumpDrive 2 Eco	28		■	■		■	
	PumpDrive R	28		■	■		■	
Monitoring and diagnosis	PumpMeter	29		■	■		■	
	Amacontrol	72		■	■			

Fluids handled

	HPK-L HPH HPK	Etanorm SYT / RSY Etabloc SYT Etaline SYT	MegaCPK CPKN	Magnochem Magnochem-Bloc Etaseco / Etaseco-I Etaseco RVP	RPH RPHb / RPHd RPH-V RPHmdp CTN CHTR CHTRa CINCP / CINCN INVCP Estigia RWCP / RWCN WKTR	Hya-Rain / Hya-Rain N Hya-Rain Eco
Waste water with faeces						
Waste water without faeces						
Aggressive liquids						
Inorganic liquids						
Activated sludge						
Brackish water						
Service water						
Distillate	■	■	■	■	■	■
Slurries						
Explosive liquids						
Digested sludge						
Solids (ore, sand, gravel, ash)						
Flammable liquids						
River, lake and groundwater						
Liquefied gas						
Food and beverage production						
Gas-containing liquids						
Filtered water						
Geothermal water						
Harmful liquids						
Toxic liquids						
High-temperature hot water	■	■	■	■	■	■
Heating water						
Highly aggressive liquids						
Industrial service water						
Condensate	■	■				
Corrosive liquids						
Valuable liquids						
Fuels						
Coolants						
Cooling lubricant						
Cooling water	■	■	■	■	■	■
Volatile liquids						
Fire-fighting water						
Solvents						
Seawater						
Oils	■	■	■	■	■	■
Organic liquids	■	■	■	■	■	■
Pharmaceutical fluids						
Polymerising liquids						
Rainwater / stormwater						
Cleaning agents						
Raw sludge						
Lubricants						
Waste water						
Swimming pool water						
Brine						
Feed water	■	■	■	■	■	■
Dipping paints						
Drinking water						
Thermal oil	■	■	■	■	■	■
Hot water	■	■	■	■	■	■
Wash water						

Fluids handled

	Ama-Drainer N	Ama-Drainer 4.. / 5..	Ama-Drainer 80, 100	Ama-Porter F / S	Rotex	MK / MKY		Amadean	AmaDS ³	Ama-Drainer-Box Mini	Ama-Drainer-Box	Evamatic-Box N	mini-Compacta	Compacta	CK 800 Pump Station	CK 1000 Pump Station	Ama-Porter CK Pump Station	SRP	SRL	SRS		Amarex N	Amarex KRT	Amarex KRT (jacket cooling)	Amarex KRT (convection cooling)	
Waste water with faeces	■	■	■	■			Lifting units / pump stations	■	■			■	■	■	■	■	■	■	■	■	■	Submersible motor pumps	■	■	■	■
Waste water without faeces	■	■	■	■				■	■			■	■	■	■	■	■	■	■	■	■		■	■	■	■
Aggressive liquids					■																					
Inorganic liquids																										
Activated sludge																							■	■	■	■
Brackish water																							■	■	■	■
Service water	■	■	■			■				■	■	■	■	■	■	■	■	■	■	■	■		■	■	■	■
Distillate																										
Slurries																										
Explosive liquids																										
Digested sludge																							■	■	■	■
Solids (ore, sand, gravel, ash)																							■	■	■	■
Flammable liquids																										
River, lake and groundwater	■	■	■	■		■																	■	■		■
Liquefied gas																										
Food and beverage production																										
Gas-containing liquids																							■	■	■	■
Filtered water																							■	■	■	■
Geothermal water																										
Harmful liquids																										
Toxic liquids																										
High-temperature hot water																										
Heating water																										
Highly aggressive liquids																										
Industrial service water	■	■	■			■								■	■								■	■	■	■
Condensate						■								■	■											
Corrosive liquids																							■			
Valuable liquids																										
Fuels																										
Coolants																										
Cooling lubricant																										
Cooling water																							■	■		■
Volatile liquids																										
Fire-fighting water																										
Solvents																										
Seawater														■	■								■	■		
Oils						■																				
Organic liquids																										
Pharmaceutical fluids																										
Polymerising liquids																										
Rainwater / stormwater																								■		■
Cleaning agents																										
Raw sludge																							■	■	■	
Lubricants																										
Waste water	■	■	■	■	■	■		■	■	■	■	■	■	■	■	■	■	■	■	■	■		■	■	■	■
Swimming pool water																										
Brine																								■		
Feed water																										■
Dipping paints																										
Drinking water																								■		■
Thermal oil						■																				
Hot water																										■
Wash water																							■			

Applications

	HPK-L HPH HPK	Etanorm SYT / RSY Etabloc SYT Etaline SYT	MegaCPK CPKN	Magnochem Magnochem-Bloc Etaseco / Etaseco-I Etaseco RVP	RPH RPHb / RPHd RPH-V RPHmdp CTN CHTR CHTRa CINCP / CINCN INVCP Estigia RWCP / RWCN WKTR	Hya-Rain / Hya-Rain N Hya-Rain Eco
Aquaculture						
Spray irrigation						
Mining						
Irrigation						
Chemical industry			■	■	■	■
Dock facilities					■	■
Drainage						
Pressure boosting					■	■
Sludge thickening						
Disposal						
Dewatering					■	■
Descaling units						
District heating	■	■	■	■	■	■
Solids transport						
Fire-fighting systems			■	■		
Geothermal energy applications	■	■	■	■		
Drawdown of groundwater levels						
Maintaining groundwater levels					■	■
Domestic water supply						■
Flood control / coast protection (stormwater)						■
Homogenisation						
Industrial recirculation systems	■	■	■	■	■	■
Nuclear power stations	■	■	■	■	■	■
Boiler feed applications	■	■	■	■	■	■
Boiler recirculation	■	■	■	■	■	■
Waste water treatment plants					■	■
Air-conditioning systems						
Condensate transport	■	■	■	■	■	■
Cooling circuits	■	■	■	■	■	■
Paint shops						
Food and beverage industry		■	■	■	■	■
Seawater desalination / reverse osmosis		■	■	■	■	■
Mixing						
Offshore platforms					■	■
Paper and pulp industry			■	■	■	■
Petrochemical industry			■	■	■	■
Pharmaceutical industry			■	■	■	■
Pipelines and tank farms			■	■	■	■
Refineries			■	■	■	■
Flue gas desulphurisation					■	■
Rainwater harvesting					■	■
Cleaning of stormwater tanks / storage sewers						
Recirculation					■	
Dredging						
Shipbuilding						■
Sludge disposal						■
Sludge processing						■
Snow-making systems						
Heavy oil and coal upgrading			■	■	■	■
Swimming pools					■	■
Solar thermal energy systems						
Fountains						
Keeping in suspension						
Thermal oil circulation	■	■			■	■
Draining of pits, shafts, etc.		■	■			
Process engineering	■	■	■	■	■	■
Heat recovery systems	■	■	■	■	■	■
Hot-water heating systems	■	■	■	■	■	■
Washing plants					■	■
Water treatment			■	■	■	■
Water extraction					■	■
Water supply				■	■	■
Sugar industry			■	■	■	■

Drive, variable speed system and monitoring

KSB SuPremE



No. of pumps
U [V]

≤ 1

Power supply via
PumpDrive /
PumpDrive R only

Description:
IEC-compatible, sensorless, magnetless synchronous reluctance motor of efficiency class IE4/IE5 (super/ultra premium efficiency) to IEC TS 60034-30-2:2016 for operation on a KSB PumpDrive 2, PumpDrive 2 Eco or PumpDrive R variable speed system. Suitable for connection to three-phase 380-480 V mains (via PumpDrive). The motor mounting points comply with EN 50347 specifications to ensure compatibility with standardised IEC frame motor applications and full interchangeability with IE2 or IE3 standardised asynchronous motors. Envelope dimensions lie within the limits for IE2 / IE3 motors as recommended in DIN V 42673 (07-2011). The motor is controlled without rotor position sensors. The efficiency of the motor also exceeds 95 percent of nominal efficiency when the motor runs at 25 percent of its nominal power on a quadratic torque-speed curve. The motor is magnetless which means that, in particular, so-called rare earths are not used in production. Drive production is thus sustainable and environmentally friendly.

Applications:

For use with dry-installed variable speed pumps which can be driven by standardised foot-mounted and/or flange-mounted motors.



<http://shop.ksb.com/catalog/k0/en/product/ES000866>

KSB UMA-S



No. of pumps
U [V]

≤ 1

Power supply via
PumpDrive R

Description:
Permanent-magnet submersible synchronous motor, for operation on a KSB PumpDrive R variable speed system. Suitable for a three-phase 380 - 400 V mains. NEMA connections and identical outside diameters ensure full interchangeability with comparable 6" or 8" asynchronous motors. The motor is controlled without rotor position sensors. The motor efficiency is 5 - 12 % above that of asynchronous motors. Given the design and functionality the use of permanent magnets is essential.

Applications:

Exclusively for submersible borehole pumps in the range of 4 - 150 kW.



<http://shop.ksb.com/catalog/k0/en/product/ES000003>

PumpDrive 2 / PumpDrive 2 Eco



No. of pumps
P [kW]
U [V]
Frequency inverter

≤ 6
55
3~380 - 480
1 per motor

Description:
Self-cooling variable speed system which allows the motor speed to be varied continuously by means of standard signals and a field bus. As PumpDrive is self-cooling, it can be mounted on the motor, on the wall or in a control cabinet. From two to six pumps can be controlled without needing an additional controller.

Applications:

Air-conditioning systems, heat generation, heat distribution, water supply systems, water extraction, water treatment, water distribution, water transport, refrigeration, cooling distribution, heat generation, heat distribution, fluid transport, cooling lubricant distribution, industrial water supply, tank drainage, waste water transport



<http://shop.ksb.com/catalog/k0/en/product/ES000911>

PumpDrive R



No. of pumps
P [kW]
U [V]
Frequency inverter

≤ 6
55
3~380 - 480
1 per motor

Description:
PumpDrive R is a frequency inverter for wall or cabinet mounting designed for variable speed control and other control functions for asynchronous motors, synchronous reluctance motors like KSB SuPremE, or permanent magnet synchronous motors. PumpDrive R extends the power range of KSB PumpDrive up to a rated power of 110 kW as standard or up to 1.4 MW (on request).

Applications:

Air-conditioning systems, heat generation, heat distribution, water supply systems, water extraction, water treatment, water distribution, water transport, refrigeration, cooling distribution, heat generation, heat distribution, fluid transport, cooling lubricant distribution, industrial water supply, tank drainage, waste water transport



<http://shop.ksb.com/catalog/k0/en/product/ES000898>

PumpMeter



No. of pumps
U [V DC]

≤ 1
24

Description:

The PumpMeter device is designed for monitoring pump operation. It is an intelligent pressure transmitter for pumps, with on-site display of measured values and operating data. It records the load profile of the pump in order to indicate any potential for optimising energy efficiency and availability. The device comprises two pressure sensors and a display unit. PumpMeter is supplied completely assembled and parameterised for the pump it is used with. It is ready for operation as soon as the M12 plug connector is plugged in.

Applications:

Air-conditioning systems, cooling circuits, cooling lubricant distribution, heating systems, water treatment plants, water supply systems, water distribution systems, water transport systems, water extraction systems



<http://shop.ksb.com/catalog/k0/en/product/ES000807>

Drinking water circulators, fixed speed

Calio-Therm S NC/NCV



Rp	1/2 - 3/4
Q [m³/h]	≤ 0,7
H [m]	≤ 1
p [bar]	≤ 10
T [°C]	≥ +5 - ≤ +65

Data for 50 Hz operation
Also available for 60 Hz

Description:
Maintenance-free, high-efficiency glandless drinking water circulator pump, screw-ended, electric motor with multiple fixed speed levels, for use in drinking water supply systems.

Applications:
Drinking water circulation systems



<http://shop.ksb.com/catalog/k0/en/product/ES000918>

Calio-Therm NC



Rp	3/4 - 1
Q [m³/h]	≤ 9
H [m]	≤ 7
p [bar]	≤ 10
T [°C]	≥ +2 - ≤ +65
n [rpm]	≤ 2800

Data for 50 Hz operation

Description:
Maintenance-free, fixed speed glandless drinking water circulator pump, screw-ended, electric motor with multiple fixed speed levels, for use in drinking water supply systems and hot water supply systems.

Applications:
Drinking water supply systems, hot water supply systems and similar systems in industry and building services (e.g. cooling water recirculation)



<http://shop.ksb.com/catalog/k0/en/product/ES000928>

Drinking water circulators, variable speed

Calio-Therm S



Rp	1
Q [m³/h]	≤ 3,5
H [m]	≤ 6
p [bar]	≤ 10
T [°C]	≥ +2 - ≤ +65
n [rpm]	≤ 3000

Data for 50 Hz operation
Also available for 60 Hz

Description:
Maintenance-free, high-efficiency variable speed glandless drinking water circulator pump, screw-ended, electric motor and continuously variable differential pressure control for use in drinking water supply systems and hot water supply systems.

Applications:
Hot water supply, drinking water circulation systems and similar systems in industry and building services (e.g. cooling water recirculation).



<http://shop.ksb.com/catalog/k0/en/product/ES000882>

Circulators, variable speed

Calio S



Rp	1/2 - 1 1/4
Q [m³/h]	≤ 3,5
H [m]	≤ 6
p [bar]	≤ 10
T [°C]	≥ +2 - ≤ +95
n [rpm]	≤ 3000

Data for 50 Hz operation
Also available for 60 Hz

Description:
Maintenance-free high-efficiency screw-ended glandless pump with high-efficiency electric motor and continuously variable differential pressure control.

Applications:
Heating, ventilation, air-conditioning and heat recovery systems, cooling systems, industrial recirculation systems.



<http://shop.ksb.com/catalog/k0/en/product/ES000881>

Calio



Rp	1 1/2 - 2
DN	32 - 100
Q [m³/h]	≤ 51
H [m]	≤ 18
p [bar]	≤ 16
T [°C]	≥ -10 - ≤ +110
n [rpm]	≤ 4500

Data for 50 Hz operation
Also available for 60 Hz

Description:
Maintenance-free high-efficiency flanged or screw-ended glandless pump with high-efficiency electric motor and continuously variable differential pressure control.

Applications:
Heating, ventilation, air-conditioning and heat recovery systems, cooling systems, industrial recirculation systems.



<http://shop.ksb.com/catalog/k0/en/product/ES000881>

Calio Z



Rp	1 1/4
DN	32 - 65
Q [m³/h]	≤ 70
H [m]	≤ 18
p [bar]	≤ 16
T [°C]	≥ -10 - ≤ +110
n [rpm]	≤ 4500

Data for 50 Hz operation
Also available for 60 Hz

Description:
Maintenance-free high-efficiency flanged or screw-ended glandless pump in twin pump design with high-efficiency electric motor and continuously variable differential pressure control.

Applications:
Heating, ventilation, air-conditioning and heat recovery systems, cooling systems, industrial recirculation systems.



<http://shop.ksb.com/catalog/k0/en/product/ES000913>

In-line pumps

Etaline L



Rp	1 - 1 1/4
DN	32 - 80
Q [m³/h]	≤ 95
H [m]	≤ 21
p [bar]	≤ 10
T [°C]	≥ -15 - ≤ +120

Data for 50 Hz operation
Also available for 60 Hz

Description:
Single-stage close-coupled in-line volute casing pump with common motor/pump shaft and uncooled mechanical seal.

Applications:
Heating systems, air-conditioning systems, cooling circuits, water supply systems (not approved for drinking water according to the German Environment Agency), service water supply systems, industrial recirculation systems, swimming pools



<http://shop.ksb.com/catalog/k0/en/product/ES000925>

Etaline DL



Rp	1 1/4
DN	32 - 80
Q [m³/h]	≤ 150
H [m]	≤ 21
p [bar]	≤ 10
T [°C]	≥ -15 - ≤ +120

Data for 50 Hz operation
Also available for 60 Hz

Description:
Single-stage close-coupled in-line volute casing pump as twin pump, with common motor/pump shaft and uncooled mechanical seal

Applications:
Heating systems, air-conditioning systems, cooling circuits, water supply systems (not approved for drinking water according to the German Environment Agency), service water supply systems, industrial recirculation systems



<http://shop.ksb.com/catalog/k0/en/product/ES000926>

Etaline



DN	32 - 200
Q [m³/h]	≤ 700
H [m]	≤ 96
p [bar]	≤ 16
T [°C]	≥ -30 - ≤ +140

Data for 50 Hz operation
Also available for 60 Hz

Description:
Single-stage volute casing pump in in-line design with standardised motor; pump shaft and motor shaft are rigidly connected.

Applications:
Hot water heating, cooling circuits, air-conditioning, water supply systems, service water supply systems, industrial recirculation systems



<http://shop.ksb.com/catalog/k0/en/product/ES000113>

Etaline Z



DN	32 - 200
Q [m³/h]	≤ 1095
H [m]	≤ 38,5
p [bar]	≤ 16
T [°C]	≥ -30 - ≤ +140

Data for 50 Hz operation
Also available for 60 Hz

Description:
Single-stage volute casing pump in in-line design as twin pump, with standardised motor; pump shaft and motor shaft are rigidly connected.

Applications:
Hot water heating, cooling circuits, air-conditioning, water supply systems, service water supply systems, industrial recirculation systems



<http://shop.ksb.com/catalog/k0/en/product/ES000114>

Etaline-R



DN	150 - 350
Q [m³/h]	≤ 1900
H [m]	≤ 93
p [bar]	≤ 25
T [°C]	≥ -30 - ≤ +140

Data for 50 Hz operation
Also available for 60 Hz

Description:
Vertical close-coupled pump with volute casing in in-line design and standardised motor

Applications:
Hot water heating, cooling circuits, air-conditioning, water supply systems, service water supply systems, industrial recirculation systems



<http://shop.ksb.com/catalog/k0/en/product/ES000812>

ILN



DN	65 - 400
Q [m³/h]	≤ 3100
H [m]	≤ 112
p [bar]	≤ 16
T [°C]	≥ -20 - ≤ +70
n [rpm]	≤ 3000

Data for 50 Hz operation
Also available for 60 Hz

Description:
Vertical in-line centrifugal pump with closed impeller and mechanical seal. ILNS fitted with an auxiliary vacuum pump, ILNE with ejector. The back pull-out design allows the impeller to be dismantled without removing the pipes and the motor. ATEX-compliant version available.

Applications:
Hot-water heating systems, cooling circuits, air-conditioning systems, marine applications, water and service water supply systems, cleaning systems and industrial recirculation systems.



Control unit

<http://shop.ksb.com/catalog/k0/en/product/ES000730>

ILNC



DN	32 - 125
Q [m³/h]	≤ 370
H [m]	≤ 112
p [bar]	≤ 16
T [°C]	≥ -20 - ≤ +70
n [rpm]	≤ 3000

Data for 50 Hz operation
Also available for 60 Hz

Description:
Vertical close-coupled centrifugal pump in in-line design, with electric motor, closed impeller and mechanical seal. ILNCS fitted with an auxiliary vacuum pump, ILNCE with ejector. Standardised IEC frame motor. ATEX-compliant version available.

Applications:
Hot-water heating systems, cooling circuits, air-conditioning systems, marine applications, water and service water supply systems, cleaning systems and industrial recirculation systems.



Control unit

<http://shop.ksb.com/catalog/k0/en/product/ES000732>

Megaline



DN	32 - 200
Q [m³/h]	≤ 600
H [m]	≤ 135
p [bar]	≤ 16
T [°C]	≥ 0 - ≤ +90

Description:

Volute casing pump for horizontal or vertical installation, in back pull-out design, single-stage, radially split volute casing, replaceable casing wear rings. Volute casing in in-line design with closed radial impeller, with multiply curved vanes, single mechanical seal to EN 12756.

Applications:

Heating circuits, water supply systems, air-conditioning systems, waste water, industrial recirculation systems



<http://www.ksb.com.br/ksb-br-pt/pesquisa.php?q=megaline>

Standardised / close-coupled pumps

Etanorm



DN	25 - 150
Q [m³/h]	≤ 640
H [m]	≤ 160
p [bar]	≤ 16
T [°C]	≥ -30 - ≤ +140

Data for 50 Hz operation
Also available for 60 Hz

Description:

Volute casing pump, single-stage, ratings to EN 733, meets the requirements of the 2009/125/EC directive, radially split volute casing, volute casing with integrally cast pump feet, replaceable casing wear rings (optionally available for casings in material variant C), closed radial impeller with multiply curved vanes, single mechanical seals to EN 12756, double mechanical seals to EN 12756, shaft fitted with a replaceable shaft protecting sleeve in the shaft seal area.

Applications:

Pumping clean or aggressive liquids not chemically or mechanically aggressive to the pump materials in water supply systems, cooling water circuits, swimming pools, fire-fighting systems, irrigation systems, drainage systems, heating systems, air-conditioning systems, spray irrigation systems



<http://shop.ksb.com/catalog/k0/en/product/ES000062>

Etanorm-R



DN	125 - 300
Q [m³/h]	≤ 1900
H [m]	≤ 101
p [bar]	≤ 16
T [°C]	≥ -30 - ≤ +140

Data for 50 Hz operation
Also available for 60 Hz

Description:

Horizontal volute casing pump, single-stage (size 125-500 with two stages), long-coupled, in back pull-out design, with replaceable shaft sleeves / shaft protecting sleeves and casing wear rings. ATEX-compliant version available.

Applications:

Water supply systems, spray irrigation systems, drainage systems, air-conditioning systems, fire-fighting systems, irrigation systems, heating systems



<http://shop.ksb.com/catalog/k0/en/product/ES000058>

Etabloc



DN	25 - 150
Q [m³/h]	≤ 660
H [m]	≤ 140
p [bar]	≤ 16
T [°C]	≥ -30 - ≤ +140

Data for 50 Hz operation
Also available for 60 Hz

Description:

Volute casing pump, single-stage, ratings to EN 733, meets the requirements of the 2009/125/EC directive, radially split volute casing (some volute casings with integrally cast pump feet), replaceable casing wear rings (optionally available for casings in material variant C), closed radial impeller with multiply curved vanes, single mechanical seals to EN 12756, double mechanical seals to EN 12756, shaft fitted with a replaceable shaft protecting sleeve in the shaft seal area.

Applications:

Pumping clean or aggressive liquids not chemically or mechanically aggressive to the pump materials in water supply systems, cooling water circuits, swimming pools, fire-fighting systems, irrigation systems, drainage systems, heating systems, air-conditioning systems, spray irrigation systems



<http://shop.ksb.com/catalog/k0/en/product/ES000107>

Etachrom B



DN	25 - 80
Q [m³/h]	≤ 260
H [m]	≤ 105
p [bar]	≤ 12
T [°C]	≥ -30 - ≤ +110

Data for 50 Hz operation
Also available for 60 Hz

Description:

Horizontal single-stage close-coupled annular casing pump, with ratings and main dimensions to EN 733, with replaceable casing wear rings. ATEX-compliant version available.

Applications:

Cleaning systems (bottle rinsing, crate washing, etc.), water treatment plants, water supply systems, fire-fighting systems, spray irrigation systems, irrigation systems, drainage systems, hot-water heating systems, air-conditioning systems, industrial washing plants, general industry, disposal of paint sludge, surface treatment



<http://shop.ksb.com/catalog/k0/en/product/ES000066>

Etachrom L



DN	25 - 80
Q [m³/h]	≤ 260
H [m]	≤ 105
p [bar]	≤ 12
T [°C]	≥ -30 - ≤ +110

Data for 50 Hz operation
Also available for 60 Hz

Description:

Horizontal single-stage annular casing pump with ratings and main dimensions to EN 733, with replaceable casing wear rings. ATEX-compliant version available.

Applications:

Cleaning systems (bottle rinsing, crate washing, etc.), water treatment plants, water supply systems, fire-fighting systems, spray irrigation systems, irrigation systems, drainage systems, hot-water heating systems, air-conditioning systems, industrial washing plants, general industry, disposal of paint sludge, surface treatment



<http://shop.ksb.com/catalog/k0/en/product/ES000065>

Etanorm V



DN	32 - 150
Q [m³/h]	≤ 625
H [m]	≤ 100
p [bar]	≤ 16
T [°C]	≥ -15 - ≤ +95

Data for 50 Hz operation
Also available for 60 Hz

Description:

Single-stage volute casing pump for vertical installation in closed tanks under atmospheric pressure, with ratings to EN 733. Suitable for immersion depths of up to 2000 mm.

Applications:

Phosphating solutions, lubricating oil supply and sealing oil supply for turbines, generators, large compressors, large gear units



<http://shop.ksb.com/catalog/k0/en/product/ES000015>

Meganorm



DN	25 - 200
Q [m³/h]	≤ 1160
H [m]	≤ 162
p [bar]	≤ 16
T [°C]	≥ -30 - ≤ +140

Data for 50 Hz operation
Also available for 60 Hz

Description:

Horizontal, radially split volute casing pump in back pull-out design, with radial impeller, single-entry, single-stage, to DIN EN ISO 2858/ISO 5199. Available with cylindrical or conical shaft seal chamber.

Applications:

Water supply systems, dewatering systems, irrigation systems, sugar industry, alcohol industry, air-conditioning systems, building services systems, fire-fighting systems



<http://www.ksb.com.br/ksb-br-pt/pesquisa.php?q=Meganorm>

Megabloc



DN	25 - 150
Q [m³/h]	≤ 550
H [m]	≤ 140
p [bar]	≤ 16
T [°C]	≥ 0 - ≤ +90

Description:

Volute casing pump for horizontal or vertical installation, back pull-out design, single-stage, radially split volute casing, flanged or screw-ended (optional), replaceable casing wear rings. Volute casing with closed radial impeller with multiply curved vanes, single mechanical seal to EN 12756.

Applications:

Water supply systems, irrigation systems, air-conditioning system, building services systems, hotels, shopping centres, etc., fire-fighting systems, cooling circuits, general industry



<http://www.ksb.com.br/ksb-br-pt/pesquisa.php?q=Megabloc>

Hot water pumps

HPK-L



DN	25 - 250
Q [m³/h]	≤ 1160
H [m]	≤ 162
p [bar]	≤ 40
T [°C]	≥ -40 - ≤ +400
Data for 50 Hz operation Also available for 60 Hz	

Description:
Horizontal radially split volute casing pump in back pull-out design to ISO 2858 / ISO 5199, single-stage, single-entry, with radial impeller. Equipped with heat barrier, seal chamber air-cooled by integrated fan impeller, no external cooling. ATEX-compliant version available.

Applications:
Pumping hot water and thermal oil in piping systems or tank systems, particularly in medium-sized and large hot-water heating systems, forced circulation boilers, district heating systems



<http://shop.ksb.com/catalog/k0/en/product/ES000036>

HPK



DN	150 - 400
Q [m³/h]	≤ 4150
H [m]	≤ 185
p [bar]	≤ 40
T [°C]	≥ 0 - ≤ +400
Data for 50 Hz operation Also available for 60 Hz	

Description:
Horizontal radially split volute casing pump in back pull-out design, with radial impeller, single-entry, single-stage, to ISO 2858 / ISO 5199. Optional TRD type testing by TÜV. ATEX-compliant version available.

Applications:
Pumping hot water and thermal oil in piping systems or tank systems, particularly in medium-sized and large hot-water heating systems, forced circulation boilers, district heating systems



<http://shop.ksb.com/catalog/k0/en/product/ES000034>

HPH



DN	40 - 350
Q [m³/h]	≤ 2350
H [m]	≤ 225
p [bar]	≤ 110
T [°C]	≥ 0 - ≤ +320
Data for 50 Hz operation Also available for 60 Hz	

Description:
Horizontal radially split volute casing pump in back pull-out design, with centreline pump feet, with radial impeller, single-entry, single-stage. Optional TRD type testing by TÜV. ATEX-compliant version available.

Applications:
Pumping hot water in high-pressure hot water generation plants, as boiler feed or recirculation pump.



<http://shop.ksb.com/catalog/k0/en/product/ES000037>

Hot water / thermal oil pumps

Etanorm SYT / RSY



DN	25 - 300
Q [m³/h]	≤ 1900
H [m]	≤ 102
p [bar]	≤ 16
T [°C]	≥ -30 - ≤ +350
Data for 50 Hz operation Also available for 60 Hz	

Description:
Volute casing pump for horizontal installation, back pull-out design, single-stage, ratings and dimensions to EN 733, radially split volute casing, volute casing with integrally cast pump feet, replaceable casing wear rings, closed radial impeller with multiply curved vanes, single mechanical seal to EN 12756, double mechanical seal to EN 12756, drive-end bearings: rolling element bearings, pump-end bearings: plain bearings.

Applications:
Heat transfer systems, hot water recirculation



<http://shop.ksb.com/catalog/k0/en/product/ES000790>

Etabloc SYT



DN	25 - 80
Q [m³/h]	≤ 280
H [m]	≤ 68
p [bar]	≤ 16
T [°C]	≥ -30 - ≤ +350
Data for 50 Hz operation Also available for 60 Hz	

Description:
Volute casing pump for horizontal and vertical installation, back pull-out design, single-stage, with ratings to EN 733, radially split volute casing, replaceable casing wear rings, volute casing with integrally cast pump feet, closed radial impeller with multiply curved vanes, single mechanical seal to EN 12756, product-lubricated carbon plain bearing and grease-lubricated radial ball bearing in the motor housing.

Applications:
Heat transfer systems, hot water recirculation



<http://shop.ksb.com/catalog/k0/en/product/ES000791>

Etaline SYT



DN	32 - 100
Q [m³/h]	≤ 316
H [m]	≤ 69
p [bar]	≤ 16
T [°C]	≥ -30 - ≤ +350

Data for 50 Hz operation
Also available for 60 Hz

Description:
Single-stage volute casing pump in in-line design with standardised motor; pump shaft and motor shaft are rigidly connected.

Applications:
Heat transfer systems, hot water recirculation



<http://shop.ksb.com/catalog/k0/en/product/ES000789>

Standardised chemical pumps

MegaCPK



DN	25 - 250
Q [m³/h]	≤ 1160
H [m]	≤ 162
p [bar]	≤ 25
T [°C]	≥ -40 - ≤ +400

Data for 50 Hz operation
Also available for 60 Hz

Description:
Horizontal radially split volute casing pump in back pull-out design, with radial impeller, single-entry, single-stage, to DIN EN ISO 2858 / ISO 5199; also available as a variant with "wet" shaft and conical seal chamber. ATEX-compliant version available.

Applications:
Pumping aggressive liquids in the chemical and petrochemical industries and in refinery systems.



<http://shop.ksb.com/catalog/k0/en/product/ES000861>

CPKN



DN	150 - 400
Q [m³/h]	1160 - 4150
H [m]	162 - 185
p [bar]	≤ 25
T [°C]	≥ -40 - ≤ +400

Data for 50 Hz operation
Also available for 60 Hz

Description:
Horizontal radially split volute casing pump in back pull-out design, with radial impeller, single-entry, single-stage, to ISO 2858 / ISO 5199. Also available as a variant with "wet" shaft, conical seal chamber and/or semi-open impeller (CPKNO). ATEX-compliant version available.

Applications:
Pumping aggressive liquids in the chemical and petrochemical industries, refinery systems, fire-fighting systems and for brine transport.



<http://shop.ksb.com/catalog/k0/en/product/ES000027>

Seal-less pumps

Magnochem



DN	25 - 250
Q [m³/h]	≤ 1160
H [m]	≤ 162
p [bar]	≤ 40
T [°C]	≥ -90 - ≤ +300

Data for 50 Hz operation
Also available for 60 Hz

Description:
Horizontal, seal-less volute casing pump in back pull-out design, with magnetic drive, to DIN EN ISO 2858 / ISO 5199, with radial impeller, single-entry, single-stage. ATEX-compliant version available.

Applications:
Pumping aggressive, toxic, explosive, valuable, flammable, malodorous or harmful liquids in the chemical, petrochemical and general industries.



<http://shop.ksb.com/catalog/k0/en/product/ES000046>

Magnochem-Bloc



DN	25 - 160
Q [m³/h]	≤ 754
H [m]	≤ 162
p [bar]	≤ 25
T [°C]	≥ -20 - ≤ +200

Data for 50 Hz operation
Also available for 60 Hz

Description:
Horizontal, seal-less volute casing pump in close-coupled design, with magnetic drive, to DIN EN ISO 2858 / ISO 5199, with radial impeller, single-entry, single-stage. ATEX-compliant version available.

Applications:
Pumping aggressive, toxic, explosive, valuable, flammable, malodorous or harmful liquids in the chemical, petrochemical and general industries.



<http://shop.ksb.com/catalog/k0/en/product/ES000045>

Etaseco / Etaseco-I



DN	32 - 100
Q [m³/h]	≤ 250
H [m]	≤ 100
p [bar]	≤ 16
T [°C]	≥ -40 - ≤ +140

Data for 50 Hz operation
Also available for 60 Hz

Description:
Horizontal or vertical seal-less volute casing pump in back pull-out design with fully enclosed canned motor, low noise emission, with radial impeller, single-stage, single-entry, casing connecting dimensions to EN 733.

Applications:
Pumping aggressive, flammable, toxic, volatile or valuable liquids in the chemical and petrochemical industries, in environmental engineering and industrial applications.



<http://shop.ksb.com/catalog/k0/en/product/ES000122>

Etaseco RVP



DN	32
Q [m³/h]	≤ 20
H [m]	≤ 25
p [bar]	≤ 10
T [°C]	≥ -40 - ≤ + 85

Data for 50 Hz operation
Also available for 60 Hz

Description:
Horizontal or vertical seal-less volute casing pump in back pull-out design with fully enclosed canned motor, low noise emission, with radial impeller, single-stage, single-entry.

Applications:
Pumping toxic, volatile or valuable liquids in environmental engineering and industrial applications and as coolant pump in cooling systems. Transport vehicles, environmental engineering and industry; applications where low noise emission, smooth running or long service intervals are required.



<http://shop.ksb.com/catalog/k0/en/product/ES000122>

Process pumps

RPH



DN	25 - 400
Q [m³/h]	≤ 4150
H [m]	≤ 270
p [bar]	≤ 110
T [°C]	≥ -70 - ≤ +450

Data for 50 Hz operation
Also available for 60 Hz

Description:
Horizontal radially split volute casing pump in back pull-out design, to API 610, ISO 13709 (heavy-duty), type OH2, with radial impeller, single-entry, single-stage, centreline pump feet; with inducer, if required. ATEX-compliant version available.

Applications:
Refineries, petrochemical and chemical industries, power stations, offshore and onshore processes.



<http://shop.ksb.com/catalog/k0/en/product/ES000040>

RPHb / RPHd



DN	80 - 250
Q [m³/h]	≤ 1500
H [m]	≤ 450
p [bar]	≤ 100
T [°C]	≥ -80 - ≤ +450
Data for 50 Hz operation Also available for 60 Hz	

Description:
Heavy-duty horizontal radially split between-bearings volute casing pump to API 610, ISO 13709 (heavy-duty), type BB2, with radial impellers, single- or double-entry, one- or two-stage design with centreline pump feet.

Applications:
Refineries, petrochemical and chemical industries, offshore and onshore processes.



<http://shop.ksb.com/catalog/k0/en/product/ES000041>

RPH-V



DN2 / DN3	25 - 80 / 40 - 150
Q [m³/h]	≤ 80
H [m]	≤ 160
p [bar]	≤ 35
T [°C]	≥ -30 - ≤ +230
Data for 50 Hz operation Also available for 60 Hz	

Description:
Vertical radially split volute casing pump to API 610 and ISO 13709 (heavy-duty), type VS4, with radial impeller, single-entry, single-stage.

Applications:
Refineries, petrochemical and chemical industries, offshore and onshore processes.



<http://shop.ksb.com/catalog/k0/en/product/ES000880>

RPHmdp



DN	25 - 100
Q [m³/h]	≤ 300
H [m]	≤ 270
p [bar]	≤ 51
T [°C]	≥ -40 - ≤ +300
Data for 50 Hz operation Also available for 60 Hz	

Description:
Horizontal radially split volute casing pump in back pull-out design to API 685 (heavy-duty), with magnetic drive, single-stage, single-entry, with radial impeller, centreline pump feet; with inducer, if required. ATEX-compliant version available.

Applications:
Refineries, petrochemical and chemical industries, power stations.



<http://shop.ksb.com/catalog/k0/en/product/ES000884>

CTN



DN	25 - 250 / 250 - 400
Q [m³/h]	≤ 950
H [m]	≤ 115
p [bar]	≤ 16
T [°C]	≥ 0 - ≤ +300
Data for 50 Hz operation Also available for 60 Hz	

Description:
Radially split vertical shaft submersible pump with double volute casing for wet and dry installation, with radial impeller, single-entry, single-stage or double-stage; heatable model available. ATEX-compliant version available.

Applications:
For pumping chemically aggressive liquids, also slightly contaminated or with a low solids content, in the chemical and petrochemical industries.



<http://shop.ksb.com/catalog/k0/en/product/ES000014>

CHTR



DN	50 - 300
Q [m³/h]	≤ 1450
H [m]	≤ 4000
p [bar]	≤ 400
T [°C]	≥ -60 - ≤ +450
n [rpm]	≤ 7000
Data for 50 Hz operation Also available for 60 Hz Higher ratings possible upon request	

Description:
Horizontal high-pressure barrel-type pumps with radial impellers, single-entry and double-entry, multistage, with flanges or weld end nozzles to DIN, API 610 and ANSI.

Applications:
Refineries, petrochemical industry, steam generation, seawater injection in crude oil production (onshore and offshore)



<http://shop.ksb.com/catalog/k0/en/product/ES000241>

CHTRa



DN	80 - 300
Q [m³/h]	≤ 1200
H [m]	≤ 1550
p [bar]	≤ 155
T [°C]	≥ -40 - ≤ +205
n [rpm]	≤ 6000

Data for 50 Hz operation
Also available for 60 Hz

Description:

Horizontal, axially split multistage pump with double volute and impellers in back-to-back arrangement, in accordance with API 610, available in various sizes with different number of stages and material variants; a double-entry variant is available for applications with low NPSH values; easy to service and highly reliable

Applications:

Refineries, petrochemical industry, pipelines for crude oil and refinery products, water injection, steam generation in power stations and industrial plants

CINCP / CINCN



DN	32 - 200
Q [m³/h]	≤ 780
H [m]	≤ 105
p [bar]	≤ 10
T [°C]	≥ -10 - ≤ +100
n [rpm]	≤ 3000

Data for 50 Hz operation
Also available for 60 Hz

Description:

Vertical immersion pump in cantilever design for wet or dry installation. Semi-open impeller, pump shaft without guide bearings, supported by ball bearings in the upper section. Supplied with discharge pipe extending above the baseplate (CINCP) or without discharge pipe (CINCN). ATEX-compliant version available.

Applications:

Chemical and petrochemical industries, raw materials extraction and waste water management.



<http://shop.ksb.com/catalog/k0/en/product/ES000718>

INVCP



DN	32 - 300
Q [m³/h]	≤ 1600
H [m]	≤ 116
p [bar]	≤ 10
T [°C]	≥ -10 - ≤ +100
n [rpm]	≤ 3000

Data for 50 Hz operation
Also available for 60 Hz

Description:

Vertical immersion pump for wet or dry installation, available with closed or semi-open impeller. Supplied with discharge pipe extending above the baseplate (INVCP) or without discharge pipe (INVCN). ATEX-compliant version available.

Applications:

Pumping chemically aggressive, slightly contaminated or solids-laden fluids in the chemical and petrochemical industries.



<http://shop.ksb.com/catalog/k0/en/product/ES000737>

Estigia



DN	25 - 250
Q [m³/h]	≤ 1160
H [m]	≤ 110
p [bar]	≤ 10
T [°C]	≥ -30 - ≤ +100
n [rpm]	≤ 3000

Data for 50 Hz operation
Also available for 60 Hz

Description:

Vertical immersion pump for wet installation with closed impeller. Supplied with discharge pipe extending above the baseplate with DN according to nominal flow. Sealing by lip seal, single or double cartridge mechanical seal. ATEX-compliant version available.

Applications:

Pumping chemically aggressive, slightly contaminated or solids-laden fluids in the chemical and petrochemical industries.

RWCP / RWCN



DN	50 - 200
Q [m³/h]	≤ 700
H [m]	≤ 100
p [bar]	≤ 16
T [°C]	≥ -10 - ≤ +100
n [rpm]	≤ 3000

Data for 50 Hz operation
Also available for 60 Hz

Description:

Process pump with free-flow impeller, semi-open or two-channel or three-channel impeller. Shaft sealed by mechanical seal or gland packing in accordance with various API pipework plans. Oil-lubricated bearings. ATEX-compliant version available.

Applications:

Refineries, chemical and petrochemical industries, steel works, descaling units, raw materials extraction, waste water management.



<http://shop.ksb.com/catalog/k0/en/product/ES000748>

WKTR



DN	40 - 150
Q [m³/h]	≤ 400
H [m]	≤ 500
p [bar]	≤ 51
T [°C]	≥ -40 - ≤ +200
n [rpm]	≤ 3000

Data for 50 Hz operation
Also available for 60 Hz

Description:
Vertical can-type ring-section pump. Type VS6 to API 610 and DIN ISO 13709, multistage, first-stage impeller designed as suction impeller, radial impellers. ATEX-compliant version available.

Applications:
Pumping condensate and other NPSH-critical products in industrial plants, particularly in refineries and petrochemical plants.



<http://shop.ksb.com/catalog/k0/en/product/ES000875>

Rainwater harvesting systems

Hya-Rain / Hya-Rain N



Rp	1
Q [m³/h]	≤ 4
H [m]	≤ 43
p [bar]	≤ 6
T [°C]	≥ 0 - ≤ +35

Data for 50 Hz operation

Description:
Ready-to-connect package rainwater harvesting system in protective housing with automatic mains water back-up function if the rainwater storage tank is empty, with integrated dry running protection and demand-driven automatic pump control. Hya-Rain N version with analog level measurement in rainwater storage tank and integrated functional check run.

Applications:
Rainwater harvesting and service water harvesting, irrigation and spray irrigation systems.


<http://shop.ksb.com/catalog/k0/en/product/ES000256>

Hya-Rain Eco



Rp	1
Q [m³/h]	≤ 4
H [m]	≤ 43
p [bar]	≤ 6
T [°C]	≥ 0 - ≤ +35

Data for 50 Hz operation

Description:
Basic ready-to-connect package rainwater harvesting system with automatic mains water back-up function if the rainwater storage tank is empty, with integrated dry running protection and demand-driven automatic pump control.

Applications:
Rainwater harvesting and service water harvesting, irrigation and spray irrigation systems.


<http://shop.ksb.com/catalog/k0/en/product/ES000600>

Domestic water supply / swimming pool pumps

Emporia CP



Rp	1
Q [m³/h]	≤ 7,5
H [m]	≤ 55
p [bar]	≤ 8
T [°C]	≥ 0 - ≤ +90
n [rpm]	≤ 2800

Data for 50 Hz operation

Description:
Single-stage centrifugal pump in close-coupled design, extremely quiet operation, for use in domestic, public and industrial applications

Applications:
Spray irrigation systems, general irrigation systems, water supply systems



Control unit

<http://shop.ksb.com/catalog/k0/en/product/ES000921>

Emporia MB



Rp	1 - 1 1/2
Q [m³/h]	≤ 15
H [m]	≤ 90
p [bar]	≤ 10
T [°C]	≥ 0 - ≤ +90
n [rpm]	≤ 2800

Data for 50 Hz operation

Description:
Multistage centrifugal pump, with 2 impellers, for use in public and industrial applications

Applications:
Spray irrigation systems, general irrigation systems, water supply systems



Control unit

<http://shop.ksb.com/catalog/k0/en/product/ES000922>

Emporia PD



Rp	1
Q [m³/h]	≤ 3
H [m]	≤ 55
p [bar]	≤ 8
T [°C]	≥ 0 - ≤ +90
n [rpm]	≤ 2800

Data for 50 Hz operation

Description:
Peripheral impeller pump in close-coupled design for domestic applications

Applications:
Spray irrigation systems, general irrigation systems, water supply systems



Control unit

<http://shop.ksb.com/catalog/k0/en/product/ES000923>

Multi Eco



Rp	1 - 1 1/4
Q [m³/h]	≤ 8
H [m]	≤ 54
p [bar]	≤ 10
T [°C]	≥ +4 - ≤ +50
n [rpm]	≤ 2800

Data for 50 Hz operation

Description:

Multistage self-priming centrifugal pump in close-coupled design.

Applications:

Single- or two-family houses, agricultural facilities, spray irrigation systems, irrigation systems and washing plants, water supply and rainwater harvesting.


 Cervomatic, Controlmatic

<http://shop.ksb.com/catalog/k0/en/product/ES000085>

Multi Eco-Pro



Rp	1 - 1 1/4
Q [m³/h]	≤ 8
H [m]	≤ 54
p [bar]	≤ 10
T [°C]	≥ +4 - ≤ +50
n [rpm]	≤ 2800

Data for 50 Hz operation

Description:

Multistage self-priming centrifugal pump in close-coupled design, with power cable, plug and Controlmatic E automatic control unit for starting and stopping the pump in line with consumer demand and protecting it against dry running. Automated with automatic control unit.

Applications:

Single- or two-family houses, agricultural facilities, spray irrigation systems, irrigation systems and washing plants, water supply and rainwater harvesting.


<http://shop.ksb.com/catalog/k0/en/product/ES000253>

Multi Eco-Top



Rp	1 - 1 1/4
Q [m³/h]	≤ 8
H [m]	≤ 54
p [bar]	≤ 10
T [°C]	≥ +4 - ≤ +50
n [rpm]	≤ 2800

Data for 50 Hz operation

Description:

Multistage self-priming centrifugal pump in close-coupled design incl. accumulator with replaceable membrane in drinking water quality, total volume 20 or 50 litres, pressure switch for automatic pump operation and 1.5-metre power cable with plug.

Applications:

Single- or two-family houses, agricultural facilities, spray irrigation systems, irrigation systems and washing plants, water supply and rainwater harvesting.


<http://shop.ksb.com/catalog/k0/en/product/ES000254>

Ixo N



Rp	1 1/4
Q [m³/h]	≤ 8
H [m]	≤ 65
T [°C]	≥ +5 - ≤ +35
n [rpm]	≤ 2900

Data for 50 Hz operation

Description:

Multistage close-coupled centrifugal pump for fully or partly submerged operation (min. immersion depth 0.1 m), with low-level inlet, suction strainer with a max. mesh width of 2.0 mm.

Applications:

Water supply systems, spray irrigation systems, irrigation systems, washing plants, rainwater harvesting and water extraction from wells, reservoirs and rainwater storage tanks


 Control unit, Cervomatic

<http://shop.ksb.com/catalog/k0/en/product/ES000007>

Ixo-Pro



Rp	1
Q [m³/h]	≤ 3,9
H [m]	≤ 60
T [°C]	≥ +5 - ≤ +35

Data for 50 Hz operation

Description:

Multistage submersible borehole pump with integrated pressure switch, flow sensor and lift check valve. Electronic dry running protection with four consecutive start-up attempts; integrated capacitor. 15-metre H07 RNF power cable with plug included.

Applications:

Rainwater harvesting, pressure boosting, water extraction, irrigation systems


<http://shop.ksb.com/catalog/k0/en/product/ES000896>

Filtra N



Rp	2
Q [m³/h]	≤ 36
H [m]	≤ 21
p [bar]	≤ 2,5
T [°C]	≥ +4 - ≤ +35
n [rpm]	≤ 2800

Data for 50 Hz operation

Description:
Single-stage self-priming centrifugal pump in close-coupled design.

Applications:
For pumping clean or slightly contaminated water, swimming pool water with a max. chlorine content of 0.3 %; ozonised swimming pool water with a max. salt content of 7 %.


<http://shop.ksb.com/catalog/k0/en/product/ES000090>

Pressure booster systems

KSB Delta Compact



Rp	1 / 1 1/2
Q [m³/h]	≤ 20
H [m]	≤ 53
p [bar]	≤ 10
T [°C]	≥ 0 - ≤ +40

Data for 50 Hz and 60 Hz operation

Description:
Fully automatic, ready-to-connect package single-pump pressure booster system / dual-pump pressure booster system with variable speed system

Applications:
Domestic water supply, water supply systems, spray irrigation systems, general irrigation systems, service water systems, rainwater harvesting


<http://shop.ksb.com/catalog/k0/en/product/ES0000929>

KSB Delta Solo EV



Rp	1 1/4
Q [m³/h]	≤ 6
H [m]	≤ 50
p [bar]	≤ 10
T [°C]	≥ 0 - ≤ +60

Data for 50 Hz operation

Description:
Fully automatic package pressure booster system with one vertical high-pressure pump and continuously variable speed adjustment. Design and function as per DIN 1988.

Applications:
Spray irrigation systems, irrigation systems, service water supply systems, domestic water supply, rainwater harvesting, water supply systems


<http://shop.ksb.com/catalog/k0/en/product/ES0000934>

Hya-Solo D



Rp	1
DN	100
Q [m³/h]	≤ 110
H [m]	≤ 160
p [bar]	≤ 16
T [°C]	≥ 0 - ≤ +70

Data for 50 Hz operation

Description:
Fully automatic package single-pump system with 8-litre membrane-type accumulator. The system is started and stopped as a function of pressure.

Applications:
Water supply systems for residential and office buildings, irrigation and spray irrigation, rainwater harvesting and service water supply systems in trade and industry.


<http://shop.ksb.com/catalog/k0/en/product/ES0000250>

Hya-Solo DSV



Rp	1
DN	100
Q [m³/h]	≤ 110
H [m]	≤ 160
p [bar]	≤ 16
T [°C]	≥ 0 - ≤ +70




Data for 50 Hz operation

Description:
Fully automatic variable speed package single-pump system with PumpDrive 2 / PumpDrive 2 Eco. The system is started as a function of pressure and stopped as a function of flow.




Applications:
Water supply systems for residential and office buildings, irrigation and spray irrigation, rainwater harvesting and service water supply systems in trade and industry.


<http://shop.ksb.com/catalog/k0/en/product/ES0000251>




Hya-Solo D FL

	Rp	1	Description: Fully automatic package single-pump system. The system is started and stopped as a function of pressure. Design and function as per DIN 14462.	
	DN	100		
	Q [m³/h]	≤ 110	Applications: Fire-fighting systems to DIN 14462	
	H [m]	≤ 160		
	p [bar]	≤ 16		
	T [°C]	≥ 0 - ≤ +70		
	Data for 50 Hz operation			
			http://shop.ksb.com/catalog/k0/en/product/ES000709	




Hya-Duo D FL

	Rp	2	Description: Fully automatic package dual-pump system consisting of one duty system and one stand-by system to ensure system redundancy. Design and function as per DIN 14462.	
	DN	150		
	Q [m³/h]	≤ 110	Applications: Fire-fighting systems to DIN 14462	
	H [m]	≤ 160		
	p [bar]	≤ 16		
	T [°C]	≥ 0 - ≤ +70		
	Data for 50 Hz operation			
			http://shop.ksb.com/catalog/k0/en/product/ES000710	




Hya-Solo D FL Compact

	DN	50 - 80	Description: Fully automatic ready-to-connect break tank package booster set for fire fighting, comprising a single-pump system and break tank. The system is started and stopped as a function of pressure. Design and function as per DIN 14462.	
	Q [m³/h]	≤ 48		
	H [m]	≤ 160	Applications: Fire-fighting systems to DIN 14462	
	p [bar]	≤ 16		
	T [°C]	≥ 0 - ≤ +70		
	Data for 50 Hz operation			
			http://shop.ksb.com/catalog/k0/en/product/ES000821	

Hya-Duo D FL Compact

	DN	50 - 80	Description: Fully automatic, ready-to-connect break tank package booster set for fire fighting, comprising a dual-pump system and break tank. The system is started and stopped as a function of pressure. Design and function as per DIN 14462.	
	Q [m³/h]	≤ 48		
	H [m]	≤ 160	Applications: Fire-fighting systems to DIN 14462	
	p [bar]	≤ 16		
	T [°C]	≥ 0 - ≤ +70		
	Data for 50 Hz operation			
			http://shop.ksb.com/catalog/k0/en/product/ES000820	

Hya-Eco VP

	Rp	2	Description: Fully automatic package pressure booster system with either 2 or 3 vertical high-pressure pumps, and continuously variable speed adjustment of all pumps for fully electronic control of the required supply pressure, with two standard volt-free changeover contacts for fault indication. Design and function as per DIN 1988. Automated with BoosterControl.	
	DN	80		
	Q [m³/h]	≤ 70	Applications: Pressure boosting in residential buildings, hospitals, office buildings, hotels, department stores, industry, etc.	
	H [m]	≤ 110		
	p [bar]	≤ 16		
	T [°C]	≥ 0 - ≤ +70		
	Data for 50 Hz operation			
			http://shop.ksb.com/catalog/k0/en/product/ES000596	

Hyamat K



Rp	2
DN	250
Q [m³/h]	≤ 660
H [m]	≤ 160
p [bar]	≤ 16
T [°C]	≥ 0 - ≤ +70

Data for 50 Hz operation

Description:
Fully automatic package pressure booster system with 2 to 6 vertical high-pressure pumps and fully electronic control to ensure the required supply pressure, with volt-free changeover contact for general fault indication and live-zero monitoring of the connected sensors, design and function to DIN 1988. Automated with BoosterControl.

Applications:
Pressure boosting in residential buildings, hospitals, office buildings, hotels, department stores, industry, etc.


<http://shop.ksb.com/catalog/k0/en/product/ES000247>

Hyamat V



Rp	2
DN	250
Q [m³/h]	≤ 660
H [m]	≤ 160
p [bar]	≤ 16
T [°C]	≥ 0 - ≤ +70

Data for 50 Hz operation

Description:
Fully automatic package pressure booster system with 2 to 6 vertical high-pressure pumps and continuously variable speed adjustment of one pump; for fully electronic control of the required supply pressure. Design and function as per DIN 1988. Automated with BoosterControl.

Applications:
Pressure boosting in residential buildings, hospitals, office buildings, hotels, department stores, industry, etc.


<http://shop.ksb.com/catalog/k0/en/product/ES000417>

Hyamat SVP



Rp	2
DN	250
Q [m³/h]	≤ 660
H [m]	≤ 160
p [bar]	≤ 16
T [°C]	≥ 0 - ≤ +70

Data for 50 Hz operation

Description:
Fully automatic package pressure booster system with 2 to 6 vertical high-pressure pumps and continuously variable speed adjustment of all pumps by PumpDrive; for fully electronic control of the required supply pressure. Design and function as per DIN 1988. Automated with BoosterControl and PumpDrive.

Applications:
Pressure boosting in residential buildings, hospitals, office buildings, hotels, department stores, industry, etc.


<http://shop.ksb.com/catalog/k0/en/product/ES000418>

Hyamat SVP ECO



Rp	2
DN	250
Q [m³/h]	≤ 660
H [m]	≤ 160
p [bar]	≤ 16
T [°C]	≥ 0 - ≤ +70

Data for 50 Hz operation

Description:
Fully automatic package pressure booster system with 2 to 6 vertical high-pressure pumps and continuously variable speed adjustment of all pumps by PumpDrive; for fully electronic control of the required supply pressure. Design and function as per DIN 1988. Automated with PumpDrive.

Applications:
Pressure boosting in residential buildings, hospitals, office buildings, hotels, department stores, industry, etc.


<http://shop.ksb.com/catalog/k0/en/product/ES000935>

Surpress Eco SE.2.B



Rp	2
DN	80
Q [m³/h]	≤ 70
H [m]	≤ 100
p [bar]	≤ 16
T [°C]	≥ 0 - ≤ +70



Data for 50 Hz operation

Description:
Fully automatic package pressure booster system with either 2 or 3 vertical high-pressure pumps, for fully electronic control to ensure the required supply pressure, with standard volt-free changeover contact for general fault indication and live-zero monitoring of the connected sensors. Automated with BoosterControl.



Applications:
Pressure boosting in residential buildings, hospitals, office buildings, hotels, department stores, industrial plants, etc.


<http://shop.ksb.com/catalog/k0/en/product/ES000595>



Surpress Eco SE.2.B VP

	Rp	2	Description: Fully automatic package pressure booster system with either 2 or 3 vertical high-pressure pumps. Continuously variable speed adjustment of all pumps for fully electronic control of the required supply pressure, with two standard volt-free changeover contacts for fault indication. Automated with BoosterControl and PumpDrive.	
	DN	80		
	Q [m³/h]	≤ 70	Applications: Pressure boosting in residential buildings, hospitals, office buildings, hotels, department stores, industrial plants, etc.	
	H [m]	≤ 100		
	p [bar]	≤ 16	http://shop.ksb.com/catalog/k0/en/product/ES000695	
	T [°C]	≥ 0 - ≤ +70		
Data for 50 Hz operation				



Surpresschrom SIC.2

	Rp	2	Description: Fully automatic package pressure booster system with 2 to 6 vertical high-pressure pumps, with fully electronic control system ensuring the required supply pressure, with standard volt-free changeover contact for general fault indication and live-zero monitoring of the connected sensors. Automated with BoosterControl.	
	DN	250		
	Q [m³/h]	≤ 660	Applications: Pressure boosting in residential buildings, hospitals, office buildings, hotels, department stores, industrial plants, etc.	
	H [m]	≤ 160		
	p [bar]	≤ 16	http://shop.ksb.com/catalog/k0/en/product/ES000439	
	T [°C]	≥ 0 - ≤ +70		
Data for 50 Hz operation				



Surpresschrom SIC.2 V

	Rp	2	Description: Fully automatic package pressure booster system with 2 to 6 vertical high-pressure pumps. Continuously variable speed adjustment of one pump with PumpDrive for fully electronic control of the required supply pressure. Automated with BoosterControl and PumpDrive.	
	DN	250		
	Q [m³/h]	≤ 660	Applications: Pressure boosting in residential buildings, hospitals, office buildings, hotels, department stores, industrial plants, etc.	
	H [m]	≤ 160		
	p [bar]	≤ 16	http://shop.ksb.com/catalog/k0/en/product/ES000702	
	T [°C]	≥ 0 - ≤ +70		
Data for 50 Hz operation				

Surpresschrom SIC.2 SVP

	Rp	2	Description: Fully automatic package pressure booster system with 2 to 6 vertical high-pressure pumps. Continuously variable speed adjustment of all pumps with PumpDrive for fully electronic control of the required supply pressure. Automated with BoosterControl and PumpDrive.	
	DN	250		
	Q [m³/h]	≤ 660	Applications: Pressure boosting in residential buildings, hospitals, office buildings, hotels, department stores, industrial plants, etc.	
	H [m]	≤ 160		
	p [bar]	≤ 16	http://shop.ksb.com/catalog/k0/en/product/ES000701	
	T [°C]	≥ 0 - ≤ +70		
Data for 50 Hz operation				

Surpressbloc SB

	DN	100 - 200	Description: Fully automatic package pressure booster system with two to four vertical high-pressure pumps and fully electronic control system ensuring the required supply pressure. Automated with PLC.	
		Q [m³/h]		
	H [m]	≤ 160	Applications: Industry and other applications. For handling service water and cooling water not chemically or mechanically aggressive to the pump materials.	
	p [bar]	≤ 16		
	T [°C]	≥ 0 - ≤ +70	http://shop.ksb.com/catalog/k0/en/product/ES000701	
Data for 50 Hz operation				

Surpress Feu SFE



Rp	≥ 1 1/2
Q [m³/h]	≤ 40
H [m]	≤ 76
p [bar]	≤ 10
T [°C]	≥ 0 - ≤ +70

Data for 50 Hz operation

Description:
Fully automatic pressure booster system with two horizontal close-coupled pumps (one pump on stand-by duty). Design complies with APSAD regulation R5. Pressure-controlled starting and stopping. Automated with BoosterControl.

Applications:
Water supply and pressure boosting for wall hydrants, fire protection.



<http://shop.ksb.com/catalog/k0/en/product/ES000441>

Surpress SP



Rp	1 1/2 - 2
Q [m³/h]	≤ 36
H [m]	≤ 70
p [bar]	≤ 16
T [°C]	≥ 0 - ≤ +70

Data for 50 Hz operation

Description:
Fully automatic package pressure booster system with either two or three vertical high-pressure pumps and fully electronic control unit ensuring the required supply pressure at the consumer installations. Design and functions to EN 806-2.

Applications:
Residential buildings, hospitals, office buildings, hotels, department stores, industrial plants, etc.



<http://shop.ksb.com/catalog/k0/en/product/ES000886>

Surpress SP VP



Rp	1 1/2 - 2
Q [m³/h]	≤ 36
H [m]	≤ 70
p [bar]	≤ 16
T [°C]	≥ 0 - ≤ +70

Data for 50 Hz operation

Description:
Fully automatic package pressure booster system with either two or three vertical high-pressure pumps. Continuously variable speed adjustment of all pumps for fully electronic control of the required supply pressure at the consumer installations. Design and function to DIN EN 806-2 and DIN 1988. Automated with BoosterControl.

Applications:
Residential buildings, hospitals, office buildings, hotels, department stores, industrial plants, etc.



<http://shop.ksb.com/catalog/k0/en/product/ES000892>

Drainage pumps / waste water pumps

Ama-Drainer N



Rp	1 1/4 - 1 1/2
Q [m³/h]	≤ 16,5
H [m]	≤ 12
T [°C]	≥ 0 - ≤ +40

Data for 50 Hz operation
Also available for 60 Hz

Description:
Vertical single-stage fully floodable submersible motor pump in close-coupled design, IP68, with or without level control, max. immersion depth: 2 m.

Applications:
Automatic drainage of pits, shafts, yards and cellars at risk of flooding, lowering of surface water levels, drainage, drainage of underground passages, water extraction from rivers and reservoirs.



Control unit, LevelControl

<http://shop.ksb.com/catalog/k0/en/product/ES000771>

Ama-Drainer 4../5..



Rp	1 1/2 - 2
Q [m³/h]	≤ 50
H [m]	≤ 24
T [°C]	≥ 0 - ≤ +40

Data for 50 Hz operation
Also available for 60 Hz

Description:
Vertical single-stage fully floodable submersible motor pumps in close-coupled design, IP68, with or without level control, max. immersion depth: 7 m.

Applications:
Automatic drainage of pits, shafts, yards and cellars at risk of flooding, lowering of surface water levels, drainage, drainage of underground passages, water extraction from rivers and reservoirs.



Control unit, LevelControl

<http://shop.ksb.com/catalog/k0/en/product/ES000078>

Ama-Drainer 80, 100



Rp	≥ 1/2
DN	100
Q [m³/h]	≤ 130
H [m]	≤ 26
T [°C]	≥ 0 - ≤ +50

Data for 50 Hz operation
Also available for 60 Hz

Description:
Vertical single-stage fully floodable submersible motor pump in close-coupled design, IP68, with or without level control, max. immersion depth: 10 m.

Applications:
Automatic drainage of pits, shafts, yards and cellars at risk of flooding, lowering of surface water levels, drainage, drainage of underground passages, water extraction from rivers and reservoirs.



Control unit, LevelControl

<http://shop.ksb.com/catalog/k0/en/product/ES000079>

Ama-Porter F / S



DN	50 - 65
Q [m³/h]	≤ 40
H [m]	≤ 16
T [°C]	≤ +40

Data for 50 Hz operation

Description:
Vertical single-stage fully floodable submersible waste water pump in close-coupled design (grey cast iron variant), non-explosion-proof.

Applications:
Handling waste water, especially waste water containing long fibres and solid substances, fluids containing gas/air, removing waste water from flooded rooms or surfaces.



Control unit, LevelControl

<http://shop.ksb.com/catalog/k0/en/product/ES000082>

Rotex



Rp	1 1/4 - 2
Q [m³/h]	≤ 24
H [m]	≤ 14
T [°C]	≥ 0 - ≤ +90
n [rpm]	≤ 2900
Inst. depth [m]	≤ 1,7

Data for 50 Hz operation

Description:
Vertical single-stage centrifugal pump with discharge to the top and parallel with the pump shaft, pump base designed to act as suction strainer. Pump and motor are rigidly connected by a support column. Supplied ready to be plugged in, with 1.5-metre power cable and level switch.

Applications:
Automatic drainage of buildings, pits and tanks, lowering of surface water levels and drainage.



<http://shop.ksb.com/catalog/k0/en/product/ES000012>

MK / MKY



Rp	2
DN	50
Q [m³/h]	≤ 36
H [m]	≤ 19
T [°C]	≥ -10 - ≤ +200
n [rpm]	≤ 3500
Inst. depth [m]	≤ 2,8

Data for 50 Hz operation
Also available for 60 Hz

Description:
Vertical submersible pump with three-channel impeller, volute casing designed as inlet strainer.

Applications:
For pumping condensate and heat transfer fluids below boiling point, condensate return systems, primary and secondary heating circuits, for direct installation in heating tanks or heat exchangers in the secondary circuits of heat transfer systems (MKY).



Control unit, LevelControl

<http://shop.ksb.com/catalog/k0/en/product/ES000013>

Lifting units / pump stations

Amaclean



Q [m³/h]	≤ 150
H [m]	≤ 62
T [°C]	depending on pump




Description:
Self-cleaning tank insert for grouted installation in new concrete structures or in concrete structures in need of refurbishment. Designed to prevent soiling of the structure and clogging of the pumps by heavily waste or fibre loaded waste water. Suitable for pump stations emitting unpleasant odours and/or gases.

Applications:
Waste water disposal, rainwater disposal






<http://shop.ksb.com/catalog/k0/en/product/ES000078>




AmaDS³

	Q [m ³ /h] H [m] T [°C]	≤ 200 ≤ 85 depending on pump	Description: Waste water pump station with solids separation system. Indirect hydraulic transport of waste water, solids separators arranged upstream of the pumps, for maximum economic efficiency, operating reliability and ease of servicing.	
	Data for 50 Hz operation Also available for 60 Hz	Applications: Municipal and industrial waste water transport. Applications with special drainage requirements, e.g. hotels, hospitals, campgrounds, etc.		
 LevelControl			http://shop.ksb.com/catalog/k0/en/product/ES000858	

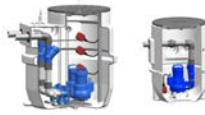


Ama-Drainer-Box Mini

	DN Q [m ³ /h] H [m] T [°C]	40 ≤ 10 ≤ 6,5 ≤ +50	Description: Reliable and compact waste water lifting unit in a modern design with activated carbon filter meeting hygiene requirements and with shower connection as standard; complies with EN 12050-2	
	Data for 50 Hz operation	Applications: Automatic disposal of waste water from washbasins, showers, washing machines and dishwashers. Use mini-Compacta sewage lifting unit for handling sewage from urinals and toilets.		
			http://shop.ksb.com/catalog/k0/en/product/ES000862	




Ama-Drainer-Box

	DN Q [m ³ /h] H [m] T [°C]	40 - 50 ≤ 46 ≤ 24 ≤ +40	Description: Stable above-floor plastic collecting tank or impact-resistant underfloor plastic collecting tank, with floor drain and odour trap, both with Ama-Drainer submersible motor pump starting and stopping automatically and swing check valve	
	Data for 50 Hz operation Also available for 60 Hz	Applications: Automatic disposal of waste water from washbasins, showers, washing machines, garage driveways, basements and rooms prone to flooding		
			http://shop.ksb.com/catalog/k0/en/product/ES000262	



Evamatic-Box N

	DN Q [m ³ /h] H [m] T [°C]	50 - 65 ≤ 40 ≤ 21 ≤ +40	Description: Floodable lifting unit for domestic waste water, equipped with either one or two pumps of type Ama-Porter F (free-flow impeller) or Ama-Porter S (cutter)	
	Data for 50 Hz operation	Applications: Disposal of domestic and municipal waste water occurring below the flood level		
			http://shop.ksb.com/catalog/k0/en/product/ES000430	



mini-Compacta

	DN Q [m ³ /h] H [m] T [°C]	32 - 100 ≤ 36 ≤ 25 ≤ +40	Description: Floodable single-pump sewage lifting unit or dual-pump sewage lifting unit for automatic disposal of domestic sewage and faeces in building sections below the flood level.	
	Data for 50 Hz operation Also available for 60 Hz	Applications: Basement flats, bars, basement party rooms and saunas, cinemas and theatres, department stores, hospitals, hotels, restaurants or schools.		
			http://shop.ksb.com/catalog/k0/en/product/ES000261	



Compacta

	DN Q [m³/h] H [m] T [°C]	80 - 100 ≤ 140 ≤ 24,5 ≤ +40	Description: Floodable single-pump sewage lifting unit or dual-pump sewage lifting unit for automatic disposal of waste water and faeces in buildings and building sections below the flood level.	
	Data for 50 Hz operation	Applications: Basement flats, bars, basement party rooms and saunas, cinemas and theatres, department stores and hospitals, hotels, restaurants, schools, other public buildings, industrial facilities, underground train stations or for joint sewage disposal from rows of houses.		
<input type="checkbox"/> <input checked="" type="checkbox"/>			http://shop.ksb.com/catalog/k0/en/product/ES000260	



CK 800 Pump Station

	DN Q [m³/h] H [m] T [°C]	32 - 50 ≤ 22 ≤ 49 ≤ +40	Description: Single-pump or dual-pump station as ready-to-connect package system, with PE-LLD (polyethylene) collecting tank for buried installation. Equipped with either one or two submersible waste water pumps of type Amarex N 5 (explosion-proof or non-explosion-proof) or Ama-Porter (non-explosion-proof). Tank design to DIN 1986-100 and EN 752/EN 476.	
	Data for 50 Hz operation	Applications: Drainage of buildings and premises, waste water disposal, premises renovation, joint sewage disposal for multiple residential units, pumped drainage		
<input type="checkbox"/> <input checked="" type="checkbox"/>			http://shop.ksb.com/catalog/k0/en/product/ES000778	



CK 1000 Pump Station

	DN Q [m³/h] H [m] T [°C]	50 - 65 ≤ 50 ≤ 39 ≤ +40	Description: Single-pump or dual-pump station as ready-to-connect package system, with PE-LLD (polyethylene) collecting tank for buried installation. Equipped with either one or two submersible waste water pumps of type Amarex N (explosion-proof or non-explosion-proof) or Ama-Porter (non-explosion-proof). Tank design to DIN 1986-100 and EN 752/EN 476.	
	Data for 50 Hz operation	Applications: Drainage of buildings and premises, waste water disposal, premises renovation, joint sewage disposal for multiple residential units, pumped drainage		
<input type="checkbox"/> <input checked="" type="checkbox"/>			http://shop.ksb.com/catalog/k0/en/product/ES000266	

Ama-Porter CK Pump Station

	DN Q [m³/h] H [m] T [°C]	50 - 65 ≤ 40 ≤ 16 ≤ +40	Description: Single-pump or dual-pump station as ready-to-connect package system, with PE-LLD (polyethylene) collecting tank for buried installation. Equipped with either one or two submersible waste water pumps of type Ama-Porter (non-explosion-proof). Tank design to DIN 1986-100 and EN 752/EN 476.	
	Data for 50 Hz operation	Applications: Drainage of buildings and premises, waste water disposal, premises renovation, joint sewage disposal for multiple residential units, pumped drainage		
<input type="checkbox"/> <input checked="" type="checkbox"/>			http://shop.ksb.com/catalog/k0/en/product/ES000498	

SRP

	DN Q [m³/h] H [m] T [°C]	50 - 150 ≤ 500 ≤ 75 ≤ +40	Description: Single-pump or dual-pump station as ready-to-connect package system, with fibreglass collecting tank for buried installation	
	Data for 50 Hz operation Also available for 60 Hz	Applications: Premises renovation, disposal of domestic, municipal and industrial waste water, joint sewage disposal for multiple residential units		
<input checked="" type="checkbox"/> <input type="checkbox"/> <input type="checkbox"/> Control unit, LevelControl			http://shop.ksb.com/catalog/k0/en/product/ES000443	

SRL



DN
Q [m³/h]
H [m]
T [°C]

Data for 50 Hz operation

65 - 150
≤ 300
≤ 55
≤ +40

Description:

Packaged pump station with tank made of glass fibre reinforced polyester, equipped with two Sewabloc pumps with a rating of 2.2 to 30 kW in dry installation, integrated valves and a control unit with frequency inverters. Pump operation is adjusted in line with flow rate demand, thus minimising energy costs. This maintenance-friendly pump station prevents intermediate storage of waste water and the related odour nuisance.

Applications:

Joint disposal of domestic, municipal and industrial waste water to the sewer system / sewage treatment plant



<http://shop.ksb.com/catalog/k0/en/product/ES000856>

SRS



DN
Q [m³/h]
H [m]
T [°C]

Data for 50 Hz operation
Also available for 60 Hz

50 - 65
≤ 50
≤ 49
≤ +40

Description:

Packaged pump station with plastic tank for underfloor installation and two submersible waste water pumps mounted on duckfoot bends, with two guide systems Complete discharge line made of PVC with ball valves and ball non-return valves fitted in the tank.

Applications:

Rainwater disposal, waste water disposal from buildings, building sections, residential housing complexes, office blocks, campgrounds



 LevelControl

<http://shop.ksb.com/catalog/k0/en/product/ES000773>

Submersible motor pumps

Amarex N



DN	32 - 100
Q [m ³ /h]	≤ 190
H [m]	≤ 49
T [°C]	≤ +40

Data for 50 Hz operation
Also available for 60 Hz

Description:
Vertical single-stage submersible motor pump for wet installation, with cutter (S), free-flow impeller (F) or diagonal single-vane impeller (D), stationary or transportable version. Amarex N pumps are floodable, single-stage, single-entry close-coupled pump sets which are not self-priming. ATEX-compliant version available.

Applications:
Pumping waste water, especially untreated waste water containing long fibres and solid substances, fluids containing gas or air, and raw, activated and digested sludge; for dewatering and water extraction, drainage of rooms and areas at risk of flooding.



● Control unit, LevelControl

<http://shop.ksb.com/catalog/k0/en/product/ES000507>

Amarex KRT



DN	40 - 700
Q [m ³ /h]	≤ 10080
H [m]	≤ 120
T [°C]	≤ +60
n [rpm]	≤ 2900

Data for 50 Hz operation
Also available for 60 Hz

Description:
Vertical single-stage submersible motor pump in close-coupled design, with various impeller types, for wet installation, stationary or transportable version. ATEX-compliant version available.

Applications:
Waste water management, service water supply systems, disposal, waste water treatment plants, sludge disposal



● PumpDrive, Amacontrol, LevelControl

<http://shop.ksb.com/catalog/k0/en/product/ES000092>

Amarex KRT, with jacket cooling



DN	100 - 700
Q [m ³ /h]	≤ 10080
H [m]	≤ 120
p [bar]	≤ 10
T [°C]	≤ +40
n [rpm]	≤ 1450

Data for 50 Hz operation
Also available for 60 Hz

Description:
Vertical single-stage submersible motor pump in close-coupled design, with various impeller types, for wet or dry installation.

Applications:
Pumping waste water in waste water management and industry, especially untreated waste water containing long fibres and solid substances, fluids containing gas or air, and raw, activated and digested sludge.



● PumpDrive, Amacontrol, LevelControl

<http://shop.ksb.com/catalog/k0/en/product/ES000092>

Amarex KRT, with convection cooling



DN	80 - 200
Q [m ³ /h]	≤ 550
H [m]	≤ 25
T [°C]	≤ +40
n [rpm]	≤ 1450

Data for 50 Hz operation
Also available for 60 Hz

Description:
Horizontal or vertical single-stage submersible motor pump in close-coupled design, with various impeller types, for wet or dry installation, stationary or transportable version, with energy-saving motor.

Applications:
Pumping waste water in waste water management and industry, especially untreated waste water containing long fibres and solid substances, fluids containing gas or air, and raw, activated and digested sludge.



● PumpDrive, Amacontrol, LevelControl

<http://shop.ksb.com/catalog/k0/en/product/ES000092>

Submersible pumps in discharge tubes

Amacan K



DN	700 - 1400
Q [m³/h]	≤ 5400
H [m]	≤ 30
T [°C]	≥ 0 - ≤ +40
n [rpm]	≤ 980

Data for 50 Hz operation
Also available for 60 Hz

Description:

Wet-installed submersible motor pump for installation in discharge tubes, with channel impeller, single-stage, single-entry. ATEX-compliant version available.

Applications:

Pumping pre-cleaned chemically neutral waste water, industrial effluent, sewage, fluids not containing any stringy substances, pre-treated by screens and overflow sills; as waste water, mixed sewage and activated sludge pumps in waste water treatment plants, irrigation and drainage pumping stations.



● Amacontrol

<http://shop.ksb.com/catalog/k0/en/product/ES000100>

Amacan P



DN	500 - 1500
Q [m³/h]	≤ 25200
H [m]	≤ 12
T [°C]	≥ 0 - ≤ +40
n [rpm]	≤ 1450

Data for 50 Hz operation
Also available for 60 Hz

Description:

Wet-installed submersible motor pump for installation in discharge tubes, with axial propeller in ECB design, single-stage, single-entry. ATEX-compliant version available.

Applications:

Irrigation and drainage pumping stations, for stormwater transport in stormwater pumping stations, raw and clean water transport in water and waste water treatment plants, cooling water transport in power stations and industrial plants, industrial water supply, water pollution and flood control, aquaculture.



● Amacontrol

<http://shop.ksb.com/catalog/k0/en/product/ES000099>

Amacan S



DN	650 - 1300
Q [m³/h]	≤ 10800
H [m]	≤ 40
T [°C]	≥ 0 - ≤ +40
n [rpm]	≤ 1450

Data for 50 Hz operation
Also available for 60 Hz

Description:

Wet-installed submersible motor pump for installation in discharge tubes, with mixed flow impeller, single-stage. ATEX-compliant version available.

Applications:

Pumping water not containing stringy material in irrigation and drainage pumping stations, general water supply systems, water pollution and flood control.





● Amacontrol



<http://shop.ksb.com/catalog/k0/en/product/ES000101>

Mixers / agitators / tank cleaning units



Amamix

	Propeller Ø [mm]	200 - 600	Description: Horizontal submersible mixer with self-cleaning ECB propeller, close-coupled design, direct drive. ATEX-compliant version available.	
	T [°C]	≥ 0 - ≤ +40		
	n [rpm]	≤ 1400	Applications: For handling municipal and industrial waste water and sludges in environmental engineering (also in biogas plants).	
	Inst. depth [m]	≤ 30		
	Data for 50 Hz operation Also available for 60 Hz			
http://shop.ksb.com/catalog/k0/en/product/ES000268				



Amaprop

	Propeller Ø [mm]	1000 - 2500	Description: Horizontal submersible mixer with self-cleaning ECB propeller, close-coupled design, with coaxial spur gear drive. ATEX-compliant version available.	
	T [°C]	≥ 0 - ≤ +45		
	n [rpm]	≤ 109	Applications: In environmental engineering, particularly in municipal and industrial waste water and sludge treatment, for circulating, keeping in suspension and inducing flow in nitrification tanks and denitrification tanks, activated sludge tanks, biological phosphate elimination tanks, flocculation tanks and sludge storage tanks	
	Inst. depth [m]	≤ 30		
	Also available for 60 Hz			
http://shop.ksb.com/catalog/k0/en/product/ES000271				

Amajet

	DN	100 - 150	Description: Stationary or portable unit with horizontally or vertically mounted submersible propulsive jet pump with non-clogging free-flow impeller. Motor ratings of 5.5 to 27 kW. Available variants: Amajet, SewerAmajet, SwingAmajet, MultiAmajet.	
	Q [m³/h]	≤ 195		
	T [°C]	≥ +4 - ≤ +40	Applications: Cleaning stormwater tanks and storage sewers.	
	n [rpm]	≤ 1450		
	Data for 50 Hz operation Also available for 60 Hz			
http://shop.ksb.com/catalog/k0/en/product/ES000097				

Amaline

	DN	300 - 800	Description: Wet-installed horizontal propeller pump with submersible motor, equipped with direct drive or spur gear, ECB propeller with three rigid, fibre-repellent blades, bolt-free connection to the discharge pipe. ATEX-compliant version available.	
	Q [m³/h]	≤ 5400		
	H [m]	≤ 2	Applications: Recirculating activated sludge in waste water treatment systems.	
	T [°C]	≥ 0 - ≤ +40		
	n [rpm]	≤ 960		
	Data for 50 Hz operation Also available for 60 Hz			
http://shop.ksb.com/catalog/k0/en/product/ES000273				

Pumps for solids-laden fluids

Sewatec



DN	50 - 700
Q [m³/h]	≤ 10000
H [m]	≤ 115
p [bar]	≤ 10
T [°C]	≤ +70
n [rpm]	≤ 2900
Data for 50 Hz operation Also available for 60 Hz	

Description:
Volute casing pump for horizontal or vertical installation, with free-flow (F), single-channel (E), multi-channel (K) or diagonal single-vane impeller (D), discharge flange to DIN and ANSI standards. ATEX-compliant version available.

Applications:
Waste water transport, waste water disposal, waste water management, transport of contaminated surface water, sludge treatment



● PumpDrive, LevelControl

<http://shop.ksb.com/catalog/k0/en/product/ES000068>

Sewatec R



DN	1200
Q [m³/h]	≤ 32400
H [m]	≤ 115
p [bar]	≤ 16
T [°C]	≤ +70
Data for 50 Hz operation Also available for 60 Hz	

Description:
Volute casing pump for horizontal or vertical installation, with free-flow (F) or multi-channel (K) impeller, discharge flange to DIN and ANSI standards.

Applications:
Waste water transport, waste water disposal, waste water management, transport of contaminated surface water

Sewabloc



DN	50 - 200
Q [m³/h]	≤ 10000
H [m]	≤ 90
p [bar]	≤ 10
T [°C]	≤ +70
n [rpm]	≤ 2900
Data for 50 Hz operation Also available for 60 Hz	

Description:
Close-coupled volute casing pump for horizontal or vertical installation, with free-flow (F), multi-channel (K) or diagonal single-vane impeller (D), discharge flange to DIN and ANSI standards. ATEX-compliant version available.

Applications:
Waste water transport, waste water disposal, waste water management, transport of contaminated surface water, sludge treatment



● PumpDrive, LevelControl

<http://shop.ksb.com/catalog/k0/en/product/ES000069>

KWP / KWP-Bloc



DN	40 - 900
Q [m³/h]	≤ 15000
H [m]	≤ 100
p [bar]	≤ 10
T [°C]	≥ -40 - ≤ +140
n [rpm]	≤ 2900
Data for 50 Hz operation Also available for 60 Hz	

Description:
Horizontal radially split volute casing pump in close-coupled or back pull-out design, single-stage, single-entry, available with various impeller types: channel impeller, open multi-channel impeller and free-flow impeller. ATEX-compliant version available.

Applications:
Paper industry, cellulose industry, sugar industry, food industry, beverages industry, conventional fossil power plants, chemical industry, petrochemical industry, flue gas desulphurisation, coal upgrading plants, industrial waste water engineering, seawater desalination, reverse osmosis





● PumpDrive



<http://shop.ksb.com/catalog/k0/en/product/ES000018>

Slurry pumps



WBC

	Q [m³/h]	≤ 13600	Description: Patented design with state-of-the-art hydraulic and wear technologies for high-pressure applications. The pump casing is designed to withstand maximum stresses, e.g. during pressure surges. Applications: Ideal for the single-stage or multistage transport of ore and tailings and for dredging.	
	H [m]	≤ 80		
	p [bar]	≤ 40		
	T [°C]	≤ +120		
http://shop.ksb.com/catalog/k0/en/product/ES000227				



LSA-S

	Q [m³/h]	≤ 14000	Description: Premium design white cast iron pump for long service life handling severe slurries. The maintenance-friendly single-wall construction and heavy section white cast iron wet end combined with the cartridge bearing assembly provides maximum reliability and ease of maintenance. Applications: Ore and tailings transport, cyclone feed, dredging (dry-installed or submerged operation) and industrial processes.	
	H [m]	≤ 90		
	p [bar]	≤ 16		
	T [°C]	≥ -20 - ≤ +120		
http://shop.ksb.com/catalog/k0/en/product/ES000220				



LCC-M

	Q [m³/h]	≤ 3405	Description: The wetted pump end (casing, impeller and suction plate / liner) is made of white cast iron. Design optimised to permit easy dismantling and reassembly for maintenance and inspections. Applications: Reliable pump for high heads and moderately corrosive slurries. Used in mine dewatering, ash and tailings transport and dredging.	
	H [m]	≤ 90		
	p [bar]	≤ 16		
	T [°C]	≤ +120		
http://shop.ksb.com/catalog/k0/en/product/ES000217				

LCC-R

	Q [m³/h]	≤ 2455	Description: Interchangeable rubber-lined or part-metal design allows adaptation of existing pumps to new applications by simply exchanging the pump wet end. Applications: The pumps are suitable for moderate heads, fine particles and highly corrosive slurries.	
	H [m]	≤ 42		
	p [bar]	≤ 16		
	T [°C]	≤ +65		
http://shop.ksb.com/catalog/k0/en/product/ES000218				

TBC

	Q [m³/h]	≤ 18200	Description: Horizontal high-pressure end-suction centrifugal pump offering maximum resistance to wear and ease of maintenance. The conventional single-wall design transfers stress loads from the wear plates to the casing covers in high-pressure applications. Pump components made of highly wear-resistant white cast iron. Applications: High-head high-flow hydrotransport of tailings, dredged material, pipeline booster stations and other severe duties.	
	H [m]	≤ 90		
	p [bar]	≤ 55		
	T [°C]	≤ +120		
http://shop.ksb.com/catalog/k0/en/product/ES000226				

LCV



Q [m³/h]	≤ 2045
H [m]	≤ 38
p [bar]	≤ 14
T [°C]	≤ +120

Description:
Rugged vertical shaft submersible pump with casing, impeller and suction plate / liner made of white cast iron, bearing assembly located out of product. Replaceable wetted parts made of white cast iron or natural rubber.

Applications:
Particularly suitable for use in industrial processes and for transporting tailings in mines and pits.



<http://shop.ksb.com/catalog/k0/en/product/ES000016>

FGD



Q [m³/h]	≤ 22700
H [m]	≤ 45
p [bar]	≤ 17
T [°C]	≥ -20 - ≤ +120

Description:
High-flow / low-head white cast iron pump with single-wall casing and high-efficiency impeller. Single-piece suction cover with integrated mounting plate.

Applications:
Flue gas desulphurisation systems and process circuits



<http://shop.ksb.com/catalog/k0/en/product/ES000231>

MHD



Q [m³/h]	≤ 32000
H [m]	≤ 80
p [bar]	≤ 28
T [°C]	≥ -20 - ≤ +120

Description:
Horizontal volute casing pump for high-volume hydrotransport of solids. For pumping slurries of large and very large particle sizes with a very good suction behaviour and high efficiency. Pump components made of white cast iron.

Applications:
Ideal for pipeline pressure booster stations and severe mining duties. Highly suitable for loading and unloading duties on (cutter) suction dredgers.



<http://shop.ksb.com/catalog/k0/en/product/ES000224>

LHD



Q [m³/h]	≤ 21600
H [m]	≤ 65
p [bar]	≤ 17
T [°C]	≥ -20 - ≤ +120

Description:
Horizontal volute casing pump for high-volume hydrotransport of solids. For pumping slurries of large and very large particle sizes with a very good suction behaviour and high efficiency. Used in low-pressure applications. Pump components made of white cast iron.

Applications:
Ideal for handling sand and gravel, on dredgers for land reclamation and as booster pumps.



<http://shop.ksb.com/catalog/k0/en/product/ES000223>

MDX



Q [m³/h]	≤ 14000
H [m]	≤ 90
p [bar]	≤ 16
T [°C]	≥ -20 - ≤ +120

Description:
Pump designed with the latest technology from GIW. Superior wear properties and extremely long service life handling aggressive slurries.

Applications:
Designed for SAG and ball mill discharge duties, cyclone feed, screen feed and other ore mining and treatment processes.



<http://shop.ksb.com/catalog/k0/en/product/ES000850>

ZW



Q [m ³ /h]	≤ 400
H [m]	≤ 35
p [bar]	≤ 10
T [°C]	≥ 0 - ≤ +80

Description:

Rugged vertical shaft submersible pump with casing, impeller and suction cover made of white cast iron, top and bottom impeller inlet. Bearings not exposed to fluid handled. Replaceable wetted components.

Applications:

Particularly suitable for pumping abrasive slurries, dewatering, floor clean-up and process applications.



<http://shop.ksb.com/catalog/k0/en/product/ES000852>

HVF



Q [m ³ /h]	≤ 8175
H [m]	≤ 50
p [bar]	≤ 11
T [°C]	≤ +120

Description:

The pump provides continuous operation without shutdown or operator intervention. The new hydraulic design removes air from the impeller eye while the pump is running, and the pump can be retrofitted into any existing operation.

Applications:

For use in all froth pumping applications in the mineral processing and industrial minerals industries.



<http://shop.ksb.com/catalog/k0/en/product/ES000851>

Self-priming pumps

Etaprime L



DN	25 - 125
Q [m³/h]	≤ 180
H [m]	≤ 85
p [bar]	≤ 10
T [°C]	≥ -30 - ≤ +90
H _{geo} [m]	≤ 9

Data for 50 Hz operation
Also available for 60 Hz

Description:
Horizontal self-priming volute casing pump, single-stage, with open multi-vane impeller, from size 40-40-140 with bearing bracket, in back pull-out design, ATEX-compliant version available.

Applications:
Pumping clean, contaminated or aggressive fluids not containing abrasive substances and solids. For use in spray irrigation systems, service water systems, drainage, dewatering systems, fire-fighting systems, drawdown of groundwater levels, domestic water supply, air-conditioning systems, cooling circuits, swimming pools, water supply systems.



<http://shop.ksb.com/catalog/k0/en/product/ES000120>

Etaprime B



DN	25 - 100
Q [m³/h]	≤ 130
H [m]	≤ 70
p [bar]	≤ 10
T [°C]	≥ -30 - ≤ +90
H _{geo} [m]	≤ 9

Data for 50 Hz operation
Also available for 60 Hz

Description:
Horizontal self-priming volute casing pump, single-stage, with open multi-vane impeller, close-coupled; pump shaft and motor shaft rigidly connected; ATEX-compliant version available.

Applications:
Pumping clean, contaminated or aggressive fluids not containing abrasive substances and solids. For use in spray irrigation systems, service water systems, drainage, dewatering systems, fire-fighting systems, drawdown of groundwater levels, domestic water supply, air-conditioning systems, cooling circuits, swimming pools, water supply systems.



<http://shop.ksb.com/catalog/k0/en/product/ES000119>

EZ B/L



DN	25 - 50
Q [m³/h]	≤ 21
H [m]	≤ 160
p [bar]	≤ 16
T [°C]	≥ -5 - ≤ +80
n [rpm]	≤ 1500

Data for 50 Hz operation
Also available for 60 Hz

Description:
Self-priming multistage liquid ring pump in close-coupled (EZ B) or long-coupled (EZ L) design, with mechanical seal.

Applications:
Boiler feed applications, sanitary hot water, hydrophore systems for fresh or seawater and fresh water pre-heating.



<http://shop.ksb.com/catalog/k0/en/product/ES000754>

AU



DN	40 - 200
Q [m³/h]	≤ 600
H [m]	≤ 52
p [bar]	≤ 10
T [°C]	≥ -10 - ≤ +80

Data for 50 Hz operation
Also available for 60 Hz

Description:
Horizontal, self-priming centrifugal pump, open or semi-open impeller, adjusted via wear plate, with mechanical seal, ATEX-compliant version available.

Applications:
Pumping clean, contaminated and aggressive fluids also containing solids. In fresh water and seawater circuits, fire-fighting applications, as ballast and bilge pumps, and for drainage and waste water applications.



<http://shop.ksb.com/catalog/k0/en/product/ES000750>

AU Monobloc



DN	40 - 50
Q [m³/h]	≤ 53
H [m]	≤ 37
p [bar]	≤ 10
T [°C]	≥ -10 - ≤ +80

Data for 50 Hz operation
Also available for 60 Hz

Description:
Horizontal, self-priming centrifugal pump in close-coupled design, open or semi-open impeller, adjusted via wear plate, with mechanical seal, driven by electric motors or internal combustion engines, ATEX-compliant version available.

Applications:
Pumping clean, contaminated and aggressive fluids also containing solids. In fresh water and seawater circuits, fire-fighting applications, as ballast and bilge pumps, and for drainage and waste water applications.



<http://shop.ksb.com/catalog/k0/en/product/ES000715>

Submersible borehole pumps

UPAchrom 100 CN



DN	100
Q [m³/h]	≤ 22
H [m]	≤ 300
T [°C]	≤ +30

Data for 50 Hz operation
Also available for 60 Hz

Description:

Multistage centrifugal pump in shroud design made of stainless steel and plastic for well diameters of 100 mm (4 inches) and above, available with single-phase AC motor or three-phase motor with motor lead.

Applications:

Domestic water supply, irrigation and spray irrigation, drawdown of groundwater levels, in fire-fighting systems, cooling circuits, fountains, pressure booster systems and air-conditioning systems. UPAchrom 100 CN is also suitable for drinking water applications to ACS.



Control unit, Cervomatic, UPA Control

<http://shop.ksb.com/catalog/k0/en/product/ES000003>

UPAchrom 100 CC



DN	100
Q [m³/h]	≤ 18
H [m]	≤ 600
T [°C]	≤ +30

Data for 50 Hz operation
Also available for 60 Hz

Description:

Multistage centrifugal pump in ring-section design made of stainless steel for well diameters of 100 mm (4 inches) and above, available with single-phase AC motor or three-phase motor with motor lead.

Applications:

Domestic water supply, irrigation and spray irrigation, drawdown of groundwater levels, in fire-fighting systems, cooling circuits, fountains, pressure booster systems and air-conditioning systems. UPAchrom 100 CC is also suitable for drinking water applications to ACS.



Control unit, Cervomatic, UPA Control

<http://shop.ksb.com/catalog/k0/en/product/ES000003>

UPA 150C



DN	150
Q [m³/h]	≤ 79
H [m]	≤ 440
T [°C]	≤ +50

Data for 50 Hz operation
Also available for 60 Hz

Description:

All-stainless steel single-stage or multistage centrifugal pump in ring-section design for well diameters of 150 mm (6 inches) and above.

Applications:

Spray irrigation systems, irrigation systems, drawdown of groundwater levels, domestic water supply, fountains, heat pump systems, water supply systems



PumpDrive, KSB UMA-S

<http://shop.ksb.com/catalog/k0/en/product/ES000003>

UPA 200, 200B, 250C



DN	200 - 250
Q [m³/h]	≤ 330
H [m]	≤ 460
T [°C]	≤ +50

Data for 50 Hz operation
Also available for 60 Hz

Description:

Single-stage or multistage single-entry centrifugal pump in ring-section design for vertical or horizontal installation. Optionally available with lift check valve or connection branch.

Applications:

Pumping clean or slightly contaminated water in general water supply, spray irrigation and irrigation, drawdown and maintenance of groundwater levels, fountains and pressure booster systems, mining, fire-fighting systems, emergency water supply, etc.



PumpDrive, KSB UMA-S

<http://shop.ksb.com/catalog/k0/en/product/ES000003>

UPA 300, 350



DN	300 - 350
Q [m³/h]	≤ 840
H [m]	≤ 480
T [°C]	≤ +50

Data for 50 Hz operation
Also available for 60 Hz

Description:

Single-stage or multistage single-entry centrifugal pump in ring-section design for vertical or horizontal installation. Mixed flow hydraulic systems with impellers that can be turned down. Optionally available with lift check valve or connection branch.

Applications:

Pumping clean or slightly contaminated water in general water supply, spray irrigation and irrigation, drawdown and maintenance of groundwater levels, mining, fountains and fire-fighting systems, etc.



PumpDrive, KSB UMA-S

<http://shop.ksb.com/catalog/k0/en/product/ES000003>

UPA-Z / UPA-R



DN	> 350
Q [m³/h]	≤ 5000
H [m]	≤ 1500
T [°C]	≤ +50

Data for 50 Hz operation
Also available for 60 Hz

Description:
Single-stage or multistage single-entry (UPA-R) or double-entry (UPA-Z) centrifugal pump in ring-section design for vertical or horizontal installation.

Applications:
Pumping clean or slightly contaminated water, seawater, liquefied gases and oils in water supply, offshore and cavern applications and in groundwater management.

Deep-well turbine pumps

B-Pump



DN	80 - 400
Q [m³/h]	≤ 2600
H [m]	≤ 160
p [bar]	≤ 16
T [°C]	≥ -10 - ≤ +105
n [rpm]	≤ 3000

Data for 50 Hz operation
Also available for 60 Hz

Description:
Multistage deep-well turbine pump with closed impellers, column section with bearing assembly, shaft sleeve, shaft sealed by gland packing, driven by electric motor or diesel engine.

Applications:
Pumping clean water in agriculture, collection and irrigation, public water supply, industry, fire-fighting systems



<http://shop.ksb.com/catalog/k0/en/product/ES000909>

High-pressure pumps

Comeo



Rp	1 - 1 1/4
DN	25 - 32
Q [m³/h]	≤ 10,8
H [m]	≤ 79,5
p [bar]	≤ 10
T [°C]	≥ -10 - ≤ +60
n [rpm]	≤ 2900

Description:
Multistage, horizontal, close-coupled centrifugal pump

Applications:
Water supply, small pressure booster systems, irrigation, cooling



● Frequency inverter

<http://shop.ksb.com/catalog/k0/en/product/ES000912>

Movitec H(S)I



Rp	1 1/4 - 2
Q [m³/h]	≤ 26,3
H [m]	≤ 195
p [bar]	≤ 25
T [°C]	≥ -20 - ≤ +140
n [rpm]	≤ 2900

Description:
Multistage horizontal high-pressure centrifugal pump

Applications:
Spray irrigation, general irrigation, washing, water treatment, fire-fighting and pressure booster systems, hot water and cooling water recirculation, boiler feed systems, etc.



● PumpMeter, PumpDrive, KSB SuPremE

<http://shop.ksb.com/catalog/k0/en/product/ES000927>

Movitec



Rp	1 - 2
DN	25 - 125
Q [m³/h]	≤ 160
H [m]	≤ 401
p [bar]	≤ 40
T [°C]	≥ -20 - ≤ +140
n [rpm]	≤ 2900

Description:
Multistage vertical high-pressure centrifugal pump in ring-section design with suction and discharge nozzles of identical nominal diameters arranged opposite to each other (in-line design), close-coupled. ATEX-compliant version available.

Applications:
Spray irrigation, irrigation, washing, water treatment, fire-fighting and pressure booster systems, hot water and cooling water recirculation, boiler feed systems, etc.



● PumpMeter, PumpDrive, KSB SuPremE

<http://shop.ksb.com/catalog/k0/en/product/ES000854>

Movitec VCI



Rp	1 1/4 - 2
DN	32 - 50
Q [m³/h]	≤ 22,5
H [m]	≤ 249
p [bar]	≤ 25
T [°C]	≥ -10 - ≤ +120
n [rpm]	≤ 2900

Description:
Multistage vertical high-pressure immersion pump for installation on tanks or platforms.

Applications:
Machine tools, industrial machine systems, condensate transport, paint shops.



● PumpDrive, KSB SuPremE

<http://shop.ksb.com/catalog/k0/en/product/ES000870>

Multitec



DN	32 - 250
Q [m³/h]	≤ 1500
H [m]	≤ 1000
p [bar]	≤ 100
T [°C]	≥ -10 - ≤ +200
n [rpm]	≤ 3500

Description:
Multistage centrifugal pump in ring-section design. Horizontal installation in long-coupled or close-coupled design. Vertical installation in close-coupled design or with universal joint shaft. With either one or two roller bearings. Axial or radial suction nozzle, radial discharge nozzle. Radial suction and discharge nozzles can be turned in steps of 90°. ATEX-compliant and ACS-compliant versions available.

Applications:
Water supply, drinking water supply, industry, pressure boosting, irrigation, power stations, heating systems, filtering systems, fire-fighting systems, reverse osmosis systems, snow-making systems and washing plants, and geothermal systems (re-injection of geothermal water into the aquifer).



● PumpMeter, PumpDrive, KSB SuPremE

<http://shop.ksb.com/catalog/k0/en/product/ES000214>

Axially split pumps

Omega



DN	80 - 350
Q [m³/h]	≤ 2880
H [m]	≤ 210
p [bar]	≤ 25
T [°C]	≥ 0 - ≤ +140
n [rpm]	≤ 2900

Data for 50 Hz operation
Also available for 60 Hz

Description:

Single-stage axially split volute casing pump for horizontal or vertical installation, with double-entry radial impeller, mating flanges to DIN, EN or ASME.

Applications:

Pumping water with a low solids content, e.g. in waterworks, irrigation and drainage pumping stations, extraction duties in desalination systems, power stations, fire-fighting systems, shipbuilding, district heating or cooling.



● PumpMeter, PumpDrive

<http://shop.ksb.com/catalog/k0/en/product/ES000071>

RDLO



DN	350 - 700
Q [m³/h]	≤ 10000
H [m]	≤ 290
p [bar]	≤ 30
T [°C]	≥ 0 - ≤ +140
n [rpm]	≤ 1450

Data for 50 Hz operation
Also available for 60 Hz

Description:

Single-stage axially split volute casing pump for horizontal or vertical installation, with double-entry radial impeller, mating flanges to DIN, EN or ASME.

Applications:

Pumping water with a low solids content, e.g. in waterworks, irrigation and drainage pumping stations, extraction duties in desalination systems, power stations, fire-fighting systems, shipbuilding, district heating or cooling.



● PumpMeter, Frequency inverter

<http://shop.ksb.com/catalog/k0/en/product/ES000170>

RDLP



DN	350 - 1200
Q [m³/h]	≤ 18000
H [m]	≤ 550
p [bar]	≤ 64
T [°C]	≥ 0 - ≤ +80
n [rpm]	≤ 1450

Data for 50 Hz operation
Also available for 60 Hz

Description:

Axially split volute casing pump for horizontal installation, with one, two or three stages and double-entry radial impeller, mating flanges to DIN, ISO or ANSI.

Applications:

Pumping water with a low solids content, e.g. in waterworks and long-distance water supply.



● Frequency inverter

<http://shop.ksb.com/catalog/k0/en/product/ES000171>

Hygienic pumps

Vitachrom



DN	50 - 125
Q [m³/h]	≤ 340
H [m]	≤ 100
p [bar]	≤ 12
T [°C]	≥ -30 - ≤ +110

Data for 50 Hz operation
Also available for 60 Hz

Description:

Service-friendly non-priming, close-coupled single-stage hygienic pump in back pull-out design. The pump features a semi-open impeller and electropolished surfaces. It is very easy to clean by CIP/SIP thanks to its almost complete lack of dead volume or narrow clearances. Its wetted components are made of 1.4404/1.4409 (AISI 316L/CF3M) stainless steel. Vitachrom is EHEDG-certified. All materials comply with FDA standards and EN 1935/2004. ATEX-compliant version available.

Applications:

Hygienic handling of fluids in the food, beverage and pharmaceutical industries and in the chemical industry.



● PumpMeter, PumpDrive, KSB SuPremE

<http://shop.ksb.com/catalog/k0/en/product/ES000030>

Vitacast



DN	32 - 200
Q [m³/h]	≤ 540
H [m]	≤ 105
p [bar]	≤ 10
T [°C]	≥ -20 - ≤ +140

Data for 50 Hz operation
Also available for 60 Hz
Other ratings possible on request

Description:

Service-friendly volute casing pump with standardised motor. All wetted components are made of 1.4404/1.4409 (AISI 316L/CF3M) stainless steel. Designed with very little dead volume; open impeller, electropolished surface, excellent efficiency. Hygienic design for the highest requirements on cleanability (CIP/SIP-compatible), certified by the TNO Nutrition and Food Research Institute to EHEDG standards. All materials comply with FDA standards and EN 1935/2004. ATEX-compliant version available.

Applications:

Hygienic handling of fluids in the food, beverage and pharmaceutical industries as well as in the chemical industry.



● PumpMeter, PumpDrive, KSB SuPremE

<http://shop.ksb.com/catalog/k0/en/product/ES000785>

Vitacast Bloc



DN	25 - 150
Q [m³/h]	≤ 340
H [m]	≤ 105
p [bar]	≤ 10
T [°C]	≥ -30 - ≤ +140

Data for 50 Hz operation
Also available for 60 Hz
Other ratings possible on request

Description:

Service-friendly volute casing pump with standardised motor. All wetted components are made of 1.4404/1.4409 (AISI 316L/CF3M) stainless steel. Designed with very little dead volume; open impeller, electropolished surface, excellent efficiency. Hygienic design for the highest requirements on cleanability (CIP/SIP-compatible), certified by the TNO Nutrition and Food Research Institute to EHEDG standards. All materials comply with FDA standards and EN 1935/2004. Trolley available among other accessories. ATEX-compliant version available.

Applications:

Hygienic handling of fluids in the food, beverage and pharmaceutical industries and in the chemical industry.



● PumpMeter, PumpDrive, KSB SuPremE

<http://shop.ksb.com/catalog/k0/en/product/ES000785>

Vitaprime



DN	40 - 80
Q [m³/h]	≤ 58
H [m]	≤ 45
p [bar]	≤ 10
T [°C]	≥ -20 - ≤ +100

Data for 50 Hz operation
Also available for 60 Hz
Other ratings possible on request

Description:

Service-friendly (self-priming) side channel pump in close-coupled design with a standardised motor. All wetted components are made of 1.4404/1.4409 (AISI 316L/CF3M) stainless steel. Hygienic design for the highest requirements on cleanability (CIP/SIP-compatible). All materials comply with FDA standards and EN 1935/2004. Trolley available among other accessories. ATEX-compliant version available.

Applications:

Hygienic handling of fluids in the food, beverage and pharmaceutical industries and in the chemical industry.



● PumpDrive, KSB SuPremE

<http://shop.ksb.com/catalog/k0/en/product/ES000787>

Vitastage



Q [m³/h]	≤ 12,5
H [m]	≤ 150
p [bar]	≤ 16
T [°C]	≥ -20 - ≤ +140

Data for 50 Hz operation
Also available for 60 Hz
Other ratings possible on request

Description:

Multistage centrifugal pump in close-coupled design for vertical or horizontal installation. All wetted components are made of 1.4401/1.4408 (AISI 316/CF8M) stainless steel. Versatile, robust and especially energy-efficient. CIP/SIP-compatible. All materials comply with FDA standards and EN 1935/2004. Trolley also available among other accessories.

Applications:

Processes with hygienic requirements in the food and beverage industries and in the chemical industry.



<http://shop.ksb.com/catalog/k0/en/product/ES000788>

Vitalobe



DN	25 - 200
Q [m³/h]	≤ 342
H [m]	≤ 200
p [bar]	≤ 20
T [°C]	≥ -40 - ≤ +180
Viscosity [cP]	≤ 200000

Data for 50 Hz operation
Also available for 60 Hz
Other ratings possible on request

Description:

Sturdy rotary lobe pump in hygienic design, bi-directional operation possible, horizontal or vertical orientation of connections. Hygienic design, highly CIP/SIP-compatible due to its almost complete lack of dead volume or narrow clearances. All wetted components made of 1.4404/1.4409 (AISI 316L/CF3M) stainless steel; various rotor types, shaft seals and process connections available. Installed as a pump set with geared standardised motor. Vitalobe is EHEDG-certified. The pump elastomers comply with FDA standards and EN 1935/2004. Accessories include trolley, heatable casing or casing cover and overpressure protection unit. ATEX-compliant version is available.

Applications:

Hygienic and gentle handling of sensitive or high-viscosity fluids in the food, beverage and pharmaceutical industries, the chemical industry and general process engineering.



<http://shop.ksb.com/catalog/k0/en/product/ES000847>

Pumps for power station conventional islands

CHTA / CHTC / CHTD



DN	100 - 500
Q [m³/h]	≤ 3700
H [m]	≤ 5300
p [bar]	≤ 560
T [°C]	≤ +210
n [rpm]	≤ 6750

Also available for 60 Hz
Higher ratings possible upon request

Description:
Horizontal high-pressure barrel-type pumps with radial impellers, single-entry and double-entry, multistage, with flanges or weld end nozzles to DIN and ANSI.

Applications:
Pumping feed water and condensate in power stations and industrial plants, generation of pressurised water for bark peeling and descaling units.



<http://shop.ksb.com/catalog/k0/en/product/ES000239>

HGB / HGC / HGD



DN	40 - 400
Q [m³/h]	≤ 2300
H [m]	≤ 5300
p [bar]	≤ 560
T [°C]	≤ +210
n [rpm]	≤ 7000

Also available for 60 Hz
Higher ratings possible upon request

Description:
Horizontal radially split ring-section pump with radial impellers, single-entry or double-entry, multistage.

Applications:
Pumping feed water and condensate in power stations and industrial plants, pressurised water generation for bark peeling and descaling units, snow guns, etc.



<http://shop.ksb.com/catalog/k0/en/product/ES000233>

HGM



DN	25 - 125
Q [m³/h]	≤ 350
H [m]	≤ 1400
p [bar]	≤ 140
T [°C]	≤ +160
n [rpm]	≤ 3600

Also available for 60 Hz
Higher ratings possible upon request

Description:
Horizontal radially split product-lubricated multistage ring-section pump with radial impellers, axial and radial single-entry inlet.

Applications:
Pumping feed water in power stations, boiler feed systems and condensate transport in industrial plants.



<http://shop.ksb.com/catalog/k0/en/product/ES000236>

YNK



DN	125 - 600
Q [m³/h]	≤ 4500
H [m]	≤ 370
p [bar]	≤ 40
T [°C]	≤ +210
n [rpm]	≤ 1800

Higher ratings possible upon request

Description:
Horizontal radially split single-stage double-entry boiler feed booster pump (booster system) with cast steel single or double volute casing.

Applications:
Pumping feed water in power stations and industrial plants.



<http://shop.ksb.com/catalog/k0/en/product/ES000181>

LUV / LUVA



DN	100 - 550
Q [m³/h]	≤ 7000
H [m]	≤ 300
p [bar]	≤ 400
T [°C]	≤ +425
n [rpm]	≤ 3600

Data for 50 Hz operation
Also available for 60 Hz

Description:
Vertical spherical casing pump, radial impellers, single-entry, single- to three-stage. Suitable for very high inlet pressures and temperatures. Integrated wet winding motor to VDE. Product-lubricated bearings, no need for oil supply systems. Design to TRD, ASME or IBR.

Applications:
Hot water recirculation in forced-circulation, forced-flow and combined-circulation boilers for very high pressures and in solar power towers.



<http://shop.ksb.com/catalog/k0/en/product/ES000183>

WKTB



DN	150 - 300
Q [m³/h]	≤ 1500
H [m]	≤ 370
p [bar]	≤ 40
T [°C]	≤ +140
n [rpm]	1500

Data for 50 Hz operation
Also available for 60 Hz

Description:
Vertical can-type ring-section pump, underfloor installation on base frame, multistage, first-stage impeller designed as a double-entry suction impeller, radial impellers. Flanges to DIN or ANSI.

Applications:
Pumping condensate in power stations and industrial plants.



<http://shop.ksb.com/catalog/k0/en/product/ES000506>

SEZ / SEZT / PHZ / PNZ



Q [m³/h]	≤ 80000
H [m]	≤ 120
T [°C]	≤ +40
n [rpm]	≤ 980

Data for 50 Hz operation
Also available for 60 Hz
Higher ratings possible upon request

Description:
Vertical tubular casing pump with open mixed flow impeller (SEZ), mixed flow propeller (PHZ) or axial propeller (PNZ), pump inlet with bellmouth or suction elbow, pull-out design available, discharge nozzle arranged above or below floor level, flanges to DIN or ANSI standards available.

Applications:
Pumping raw, clean, service and cooling water in industry, water supply systems, power stations and seawater desalination plants.



<http://shop.ksb.com/catalog/k0/en/product/ES000173>

SNW / PNW



DN	350 - 800
Q [m³/h]	≤ 9000
H [m]	≤ 50
p [bar]	≤ 10
T [°C]	≤ +60
n [rpm]	≤ 1500

Data for 50 Hz operation
Also available for 60 Hz
Higher ratings possible upon request

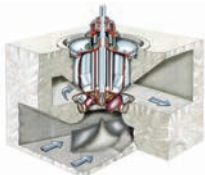
Description:
Vertical tubular casing pump with mixed flow impeller (SNW) or axial propeller (PNW), single-stage, with maintenance-free Residur bearings, discharge nozzle arranged above or below floor level.

Applications:
Irrigation and drainage systems, stormwater pumping stations, pumping raw and clean water, water supply, cooling water.



<http://shop.ksb.com/catalog/k0/en/product/ES000176>

Beveron



Q [m³/s]	≤ 30
H [m]	≤ 27

Data for 50 Hz operation
Also available for 60 Hz
Higher ratings possible upon request

Description:
Concrete volute casing pump with mixed flow impeller, single-stage, with zero-maintenance lubricant-free Residur bearings.

Applications:
Coast protection and flood control, irrigation and drainage, low-lift pumping stations, reservoir filling, cooling water, raw and clean water.



<http://shop.ksb.com/catalog/k0/en/product/ES000868>

SPY



DN	350 - 1200
Q [m³/h]	≤ 21600
H [m]	≤ 50
p [bar]	≤ 10
T [°C]	≤ +105
n [rpm]	≤ 1480

Data for 50 Hz operation
Also available for 60 Hz
Higher ratings possible upon request

Description:
Long-coupled volute casing pump, single-stage, in back pull-out design.

Applications:
Irrigation, drainage and water supply systems, for pumping condensate, cooling water, service water, etc.



<http://shop.ksb.com/catalog/k0/en/product/ES000422>

Pumps for nuclear power stations

RER



DN	≤ 800
Q [m³/h]	≤ 40000
H [m]	≤ 140
p [bar]	≤ 175
T [°C]	≤ +350
n [rpm]	≤ 1800

Available for 50 Hz and 60 Hz
Higher ratings possible upon request

Description:
Vertical, single-stage reactor coolant pump with forged circular casing plated on the inside, with diffuser, either with integrated pump thrust bearing or shaft supported by motor bearing.

Applications:
Reactor coolant recirculation in nuclear power stations.



<http://shop.ksb.com/catalog/k0/en/product/ES000144>

RSR



DN	≤ 750
Q [m³/h]	≤ 24000
H [m]	≤ 215
p [bar]	≤ 175
T [°C]	≤ +350
n [rpm]	≤ 1800

Available for 50 Hz and 60 Hz
Higher ratings possible upon request

Description:
Vertical single-stage reactor coolant pump with cast or forged casing, shaft supported by motor bearing.

Applications:
Reactor coolant recirculation in nuclear power stations.



<http://shop.ksb.com/catalog/k0/en/product/ES000146>

RUV



DN	≤ 650
Q [m³/h]	≤ 22000
H [m]	≤ 111
p [bar]	≤ 155
T [°C]	≤ +350
n [rpm]	≤ 1800

Available for 50 Hz and 60 Hz
Higher ratings possible upon request

Description:
Vertical, single-stage reactor coolant pump. Seal-less design with integrated wet rotor motor and integrated flywheel. Product-lubricated bearings, no oil supply systems required.

Applications:
Reactor coolant recirculation in generation III+ nuclear power stations.



<http://shop.ksb.com/catalog/k0/en/product/ES000848>

PSR



DN	≤ 600
Q [m³/h]	≤ 9000
H [m]	≤ 45
p [bar]	≤ 75
T [°C]	≤ +300
n [rpm]	≤ 2000

Available for 50 Hz and 60 Hz
Higher ratings possible upon request

Description:
Vertical pump set integrated in the reactor containment floor, seal-less pump with leak-free, low-maintenance wet rotor motor.

Applications:
Reactor coolant recirculation in boiling water reactors.



<http://shop.ksb.com/catalog/k0/en/product/ES000150>

RHD



DN	125 - 500
Q [m³/h]	≤ 6500
H [m]	≤ 1000
p [bar]	≤ 150
T [°C]	≤ +210
n [rpm]	≤ 6500

Available for 50 Hz and 60 Hz
Higher ratings possible upon request

Description:
Horizontal single-stage double-entry main feed water pump MFWP, cast or forged variant.

Applications:
Main feed water supply (MFWs) in steam generation systems of nuclear power stations.



<http://shop.ksb.com/catalog/k0/en/product/ES000138>

LUV Nuclear



DN	40 - 600
Q [m³/h]	≤ 7000
H [m]	≤ 300
p [bar]	≤ 320
T [°C]	≤ +430

Data for 50 Hz operation
Also available for 60 Hz

Description:

Vertical pump with integrated motor, single-entry, single- to three-stage. Suitable for very high inlet pressures and temperatures. Integrated wet winding motor to VDE. Product-lubricated bearings, no oil supply systems required. Design to ASME Section 3, KTA, etc.

Applications:

As reactor water clean-up pump in boiling water reactors, reactor coolant pump in boiling water and pressurised water reactors and recirculation pump in test facilities.



<http://shop.ksb.com/catalog/k0/en/product/ES000855>

RHM



DN	≤ 150
Q [m³/h]	≤ 300
H [m]	≤ 2100
p [bar]	≤ 220
T [°C]	≤ +180
n [rpm]	≤ 8000

Available for 50 Hz and 60 Hz
Higher ratings possible upon request

Description:

Horizontal multistage barrel pull-out pump.

Applications:

Core flooding, emergency cooling and residual heat removal systems, chemical and volume control systems, control rod drive systems, high-pressure and medium-pressure safety injection systems, emergency feed water systems, start-up and shut-down feed water systems, high-pressure charging.



<http://shop.ksb.com/catalog/k0/en/product/ES000245>

RVM



DN	≤ 85
Q [m³/h]	≤ 50
H [m]	≤ 2000
p [bar]	≤ 200
T [°C]	≤ +100
n [rpm]	≤ 6000

Available for 50 Hz and 60 Hz
Higher ratings possible upon request

Description:

Vertical multistage barrel pull-out pump.

Applications:

Core flooding, emergency cooling and residual heat removal systems, chemical and volume control systems, high-pressure and medium-pressure safety injection systems.



<http://shop.ksb.com/catalog/k0/en/product/ES000243>

RHR



DN	≤ 500
Q [m³/h]	≤ 6000
H [m]	≤ 190
p [bar]	≤ 63
T [°C]	≤ +200
n [rpm]	≤ 3600

Available for 50 Hz and 60 Hz

Description:

Horizontal annular casing pump with forged or cast pressure boundary and diffuser.

Applications:

Core flooding, emergency cooling and residual heat removal systems, ancillary systems, acid feed system and low-pressure injection system, component cooling water systems.



<http://shop.ksb.com/catalog/k0/en/product/ES000140>

RVR



DN	≤ 500
Q [m³/h]	≤ 6000
H [m]	≤ 190
p [bar]	≤ 63
T [°C]	≤ +200
n [rpm]	≤ 3600

Available for 50 Hz and 60 Hz

Description:

Vertical annular casing pump with forged or cast pressure boundary and diffuser.

Applications:

Core flooding, emergency cooling and residual heat removal systems, ancillary systems, acid feed system and low-pressure injection system, component cooling water systems.



<http://shop.ksb.com/catalog/k0/en/product/ES000142>

Pumps for desalination by reverse osmosis

HGM-RO



DN	65 - 250
Q [m³/h]	≤ 1500
H [m]	≤ 950
p [bar]	≤ 120
T [°C]	≥ 0 - ≤ +40
n [rpm]	≤ 3600

Also available for 60 Hz

Description:
Horizontal radially split product-lubricated multistage ring-section pump with radial impellers and plain bearings, axial and radial single-entry inlet. Duplex stainless steel variant or super duplex stainless steel variant, also suitable for chilled water applications.

Applications:
High-pressure pump for RO seawater desalination systems



<http://shop.ksb.com/catalog/k0/en/product/ES000237>

Multitec-RO



DN	50 - 150
Q [m³/h]	≤ 850
H [m]	≤ 1000
p [bar]	≤ 100
T [°C]	≥ -10 - ≤ +45
n [rpm]	≤ 3500

Data for 50 Hz operation
Also available for 60 Hz

Description:
Horizontal, multistage centrifugal pump in ring-section design. Axial suction nozzle. Discharge nozzle can be turned in steps of 90°. Closed radial impellers. Made of duplex or super-duplex stainless steel.

Applications:
High-pressure pump for RO seawater desalination systems and geothermal systems (re-injection of geothermal water into the aquifer).



 PumpDrive, KSB SuPremE

<http://shop.ksb.com/catalog/k0/en/product/ES000508>

Positive displacement pumps

RC / RCV



DN	20 - 100
Q [m³/h]	≤ 78
H [m]	≤ 100
p [bar]	≤ 10
T [°C]	≥ +5 - ≤ +80
n [rpm]	≤ 1500

Data for 50 Hz operation
Also available for 60 Hz

Description:
Helical gear pump, self-priming, with bypass valve, close-coupled design, for horizontal installation with baseplate or vertical installation. With mechanical seal.

Applications:
Fuel feed, handling fuel, lubricating oil and viscous fluids, lubrication systems.



<http://shop.ksb.com/catalog/k0/en/product/ES000744>

Fire-fighting systems

EDS



DN	32 - 300
Q [m³/h]	≤ 840
H [m]	≤ 140
p [bar]	≤ 16
T [°C]	≥ +5 - ≤ +50
n [rpm]	≤ 3000

Data for 50 Hz operation
Also available for 60 Hz

Description:
Automatic fire-fighting system consisting of a jockey pump and one or several duty pumps, with electric motor or diesel engine. Includes manifold, valves, accessories and control unit. To EN 12845, CEA 4001, UNE-23500, NFPA-20, etc.

Applications:
Office buildings, hotels, industry, shopping malls, etc.



<http://shop.ksb.com/catalog/k0/en/product/ES000726>

DU / EU



DN	32 - 350
Q [m³/h]	≤ 2500
H [m]	≤ 150
p [bar]	≤ 25
T [°C]	≥ +5 - ≤ +50
n [rpm]	≤ 3000

Data for 50 Hz operation
Also available for 60 Hz

Description:

Automatic fire-fighting system consisting of pumps with electric motor or diesel engine and control unit. To EN 12845, CEA 4001, UNE-23500, NFPA-20, FM, etc.

Applications:

Office buildings, hotels, industry, shopping malls, etc.



<http://shop.ksb.com/catalog/k0/en/product/ES000727>

Control units

Controlmatic E



No. of pumps
U [V]

≤ 1
1~230

Description:
Automatic control unit for pressure-controlled starting, flow-controlled stopping and monitoring of a single pump

Applications:
In water supply systems in combination with Multi Eco, Ixo, UPA 100C.



<http://shop.ksb.com/catalog/k0/en/product/ES000276>

Controlmatic E.2



No. of pumps
U [V]

≤ 1
1~230

Description:
Automatic control unit for pressure-controlled starting, flow-controlled stopping and monitoring of a single pump

Applications:
In water supply systems in combination with Multi Eco, Ixo, UPA 100C.



<http://shop.ksb.com/catalog/k0/en/product/ES000276>

Cervomatic EDP.2



No. of pumps
U [V]

≤ 1
1~230 / 3~400

Description:
Automatic control unit for pressure-controlled starting and either pressure-controlled or flow-controlled stopping and monitoring of a single pump.

Applications:
Use in water supply systems with pumps of the Multi Eco, Ixo, UPA 100C and UPA 150C type series with single-phase or three-phase motors.



<http://shop.ksb.com/catalog/k0/en/product/ES000275>

LevelControl Basic2



No. of pumps
P [kW]
U [V]

≤ 2
≤ 22
1~230 / 3~400

Higher ratings and other mains voltages available on request

Description:
Level control unit for controlling and protecting either one or two pumps. DOL starting up to 4 kW, star-delta starting up to 22 kW. Higher ratings on request.

Applications:
Tank drainage via float switches, digital switches, 4...20 mA, pneumatic (w/o compressor) or bubbler system in building services and waste water applications. Tank filling using float switches, digital switches or 4...20 mA in building services and water supply applications.



<http://shop.ksb.com/catalog/k0/en/product/ES000603>

UPA Control



No. of pumps
P [kW]
U [V]

≤ 1
3
1~230 / 3~400

Description:
The KSB switchgear is suitable for level control and protection of submersible borehole pumps, submersible motor pumps and dry-installed pumps with single-phase AC motors 1~ 230 V or three-phase motors 3~ 230 / 400 V / 50 Hz. The motor is started DOL. Enclosure: IP56, dimensions: 205 × 255 × 170 mm (H × W × D).

Applications:
Irrigation and filling or draining tanks in water supply applications in combination with 4" and 6" pumps.



<http://shop.ksb.com/catalog/k0/en/product/ES000006>

Hyatronic N



No. of pumps	≤ 6
P [kW]	22
U [V]	3-400
Higher ratings and other mains voltages available on request	

Description:
Pump control system in control cabinet for cascade starting and stopping of up to 6 pumps on the mains.

Applications:
For draining tanks and sumps in drainage and waste water disposal applications. For filling tanks in water supply applications. Level measurement via float switch or 4...20 mA sensor.



<http://shop.ksb.com/catalog/k0/en/product/ES000303>

Monitoring and diagnosis

Amacontrol



No. of pumps	≤ 1
Pump	Amacan
V [V AC]	230

Description:
Monitoring system for submersible motor pumps, with tripping function.

Legal information/Copyright

Product Portfolio Pumps | Automation

All rights reserved. The contents provided herein must neither be distributed, copied, reproduced, edited or processed for any other purpose, nor otherwise transmitted, published or made available to a third party without the manufacturer's express written consent.

Subject to technical modification without prior notice.

© KSB SE & Co. KGaA, Frankenthal 06/12/2017



Technology that **makes its mark**

The KSB Newsletter –
don't miss out, sign up now:
www.ksb.com/newsletter



KSB SE & Co. KGaA
Johann-Klein-Straße 9 • 67227 Frankenthal (Germany)
Tel. +49 6233 86-0
www.ksb.com

You can also visit us at
www.ksb.com/socialmedia