

PROFESSIONAL

LIGHTING

2015 v.1



ILUMINARC®



Pages 6 - 89

CHAUVET® Professional offers LDs a carefully thought out selection of quality entertainment lighting fixtures that open new design possibilities and make it easier to complete efficient and memorable lighting projects on any budget. www.chauvetprofessional.com



ILUMINARC®

Pages 91 - 114

ILUMINARC® delivers sensible lighting solutions to architectural lighting designers, specifiers, contractors and installers in the process of shaping remarkable visual elements and surroundings. www.iluminarc.com





CHAUVET® Professional develops quality lighting fixtures for the production, live event and touring markets as well as for permanent installation in theaters, broadcast studios, houses of worship, clubs, and hospitality venues. Thank you for considering CHAUVET® Professional for your current and future projects.

CONTENTS

LED DISPLAYS

ARKAOS MEDIAMASTER EXPRESS™	14
CG	11
EPIX™ BAR 2.0	22
EPIX™ DRIVE 642	22
EPIX™ STRIP 2.0	23
EPIX™ TILE 2.0	23
MVP™ TAB CURVE	10
PVP™ S6	9
PVP™ X8	8
PVP™ X8IP	7
NEXUS™ AQ 5X5	21
NEXUS™ AW 7X7	20
NEXUS™ 2X2	19
NEXUS™ 4X1	19
NEXUS™ 4X4	18
VIDEO CONTROLLERS	12
VIDEO MEDIA SERVER PRO	13

..... INDISPENSABLE TECHNOLOGY, PARNELLI AWARDS WINNER

MOVING YOKES

LEGEND™ 230SR BEAM	28
LEGEND™ 330SR SPOT	27
LEGEND™ 412Z	29
NEXT™ NXT-1	25
Q-WASH™ 419Z-LED	39
Q-WASH™ 560Z-LED	40
ROGUE™ R1 BEAM	34
ROGUE™ R1 SPOT	35
ROGUE™ R1 WASH	37
ROGUE™ R2 BEAM	32
ROGUE™ R2 SPOT	33
ROGUE™ R2 WASH	36
ROGUE™ RH1 HYBRID	31

..... INDISPENSABLE TECHNOLOGY, PARNELLI AWARDS NOMINEE

STROBES

STRIKE™ 324	44
STRIKE™ 882	43
XENO™ 2500	45

THEATRICAL

LENS TUBES	49
OVATION™ H-105WW	51
OVATION™ C-840FC	55
OVATION™ E-190WW	48
OVATION™ ED-190WW	47
OVATION™ F-165WW	52
OVATION™ F-95 WW	54
OVATION™ FD-165WW	53
OVATION™ MIN-E10WW	50

..... BEST LED FIXTURE WFX/NEW PRODUCT TECHNOLOGY AWARD WINNER

STATIC WASH LIGHTS

COLORADO™ 1-QUAD ZOOM TOUR	66
COLORADO™ 1-QUAD TOUR	67
COLORADO™ 1-QUAD IP	65
COLORADO™ 1-TRI IP	68
COLORADO™ 1-TRI TOUR	69
COLORADO™ 1 TRI-7 TOUR	70
COLORADO™ 2-QUAD ZOOM IP	62
COLORADO™ 2-QUAD ZOOM TOUR	63
COLORADO™ 2-QUAD ZOOM VW TOUR	64
COLORADO™ 4 IP	59
COLORADO™ BATTEN 72 TOUR	61
COLORADO™ BATTEN 144 TOUR	60
COLORADO™ BATTEN QUAD-9 TOUR	58
COLORDASH™ ACCENT	78
COLORDASH™ ACCENT QUAD	78
COLORDASH™ BATTEN HEX-8	71
COLORDASH™ BATTEN-QUAD 6	73
COLORDASH™ BATTEN QUAD-12	72
COLORDASH™ PAR HEX-7	75
COLORDASH™ PAR HEX-12	74
COLORDASH™ PAR-QUAD 7	77
COLORDASH™ PAR-QUAD 18	76

..... INDISPENSABLE TECHNOLOGY, PARNELLI AWARDS NOMINEE

BATTERY POWERED WIRELESS WASH LIGHTS

WELL™ FLEX	83
WELL™ QUAD-M	82

ATMOSPHERIC

AMHAZE™ II	84
AMHAZE™ STUDIO	84
ATMOS™	85
VESUVIO™ RGBA	85

ACCESSORIES


CABLES	88
COLOR BLENDING FILTERS	88
LX-GO™	86
NET-X™ ART-NET NODE	87
POWERSTREAM™ 4	88
TRUSST CLAMPS	87
W-DMX™ TRANSMITTER	86



VIP™

The VIP series consists of modular LED video displays of different resolutions, sharing one control technology platform to allow a wide creative freedom and a coherent presentation. The panels' rapid mounting mechanisms are expertly designed to make installation safe, fast and easy. Perfect to display quality video images and animated graphics on staged shows, TV studios and other commercial and entertainment applications.

PVP™ X61P



PVP X61P is an outdoor-rated video panel sporting an IP65 rating and brilliant weather-proof SMD2623 LEDs with a pixel pitch of 6.9 mm. With 4,500 NITS, your video image will stand out even in broad daylight. Flexibility of use is optimized by an advanced die-cast aluminum housing, magnetic modules for quick serviceability, and a blow-through design that has an 8% transparency to increase safety in outdoor applications. The innovative design includes sealable louvers, which gives you the option to close them to block back light when used indoors.



OUTPUT

Source	5184 LEDs SMD 2623, 50,000 hours
Configuration	tri-color RGB
Pixels/Panel	72 x 72 (5,184 total)
Pixel Pitch	6.9 mm
Pixel Density	20,736 / m ²
LED wavelength	red (625 nm), green (525 nm), blue (470 nm)
Display Refresh Rate	1,700 Hz (flicker-free)
Viewing Angle	140°
Luminance	4,500 NITS

ELECTRICAL

AC Voltage Range	100 to 240 VAC, 50/60 Hz
Power Consumption 120 V, 60 Hz	160 W, 1.33 A
Power Consumption 208 V, 60 Hz	160 W, 0.77 A
Power Consumption 230 V, 50 Hz	160 W, 0.70 A
Power Linking	12 units @ 120 V; 20 units @ 208 V; 22 units @ 230 V

CONTROL

Control Protocol	LINSN
Maximum Panels/VIP™ Driver	120

PHYSICAL

Dimensions	19.7 x 19.7 x 2.5 in (500 x 500 x 63 mm)
Weight	19.8 lbs (9 kg)
Transparency	8%
Mounting Design	Modular (horizontal & vertical)
Housing Material	Aluminum die-cast
Power Connection	Seetronic® Powerkon-IP65
Control Connection	Seetronic® Etherkon-IP65

LISTINGS

Certification(s)	CE
Environment	IP65

ACCESSORIES

Mounting	X Series Rig Bar (RB-X50CM)
Required	VIP Driver
Optional	VIP Signal Distributor
Optional	VIP Media Server Pro
Optional	VIP 5162b Signal Processor
Cabling	Neutrik® etherCON® signal extension (See page 88) Neutrik® powerCON® extension (See page 88)



X Series Rig Bar is available for hanging PVP X Series video panels from truss or pipe. It incorporates adjustable connectors to facilitate a perfect alignment of pixels.




PVP X3 raises clarity, durability and reliability in video panels to new levels of performance with a superior high resolution pixel pitch of 3.9 mm, 16,384 full black body SMD2121 LEDs and a sturdy die-cast aluminum housing and magnetic LED modules for fast serviceability. As with all CHAUVET® Professional VIP panels, fast setup and teardown are a given. Its superb contrast ratios and brilliant color reproductions make it equally effective in rental and installation applications of all sizes.



OUTPUT	
Source	16,384 LEDs SMD 2121, 50,000 hours
Configuration	tri-color RGB
Pixels/Panel	128 x128 (16,384 total)
Pixel Pitch	3.9 mm
Pixel Density	65,536 / m ²
LED wavelength	red (625 nm), green (525 nm), blue (470 nm)
Display Refresh Rate	1,350 Hz (flicker-free)
Viewing Angle	140°
Luminance	1,560 NITS
ELECTRICAL	
AC Voltage Range	100 to 240 VAC, 50/60 Hz
Power Consumption 120 V, 60 Hz	115 W, 0.96 A
Power Consumption 208 V, 60 Hz	115 W, 0.55 A
Power Consumption 230 V, 50 Hz	115 W, 0.50 A
Power Linking	16 units @ 120 V; 29 units @ 208 V; units @ 230 V
CONTROL	
Control Protocol	LINSN
Maximum Panels/VIP™ Driver	70
PHYSICAL	
Dimensions	19.7 x 19.7 x 2.5 in (500 x 500 x 63 mm)
Weight	18.7 lbs (8.5 kg)
Transparency	0%
Mounting Design	Modular (horizontal & vertical)
Housing Material	Aluminum die-cast
Power Connection	Neutrik® powerCON®
Control Connection	Neutrik® etherCON®
LISTINGS	
Certification(s)	CE
Environment	IP43 - Indoor use
ACCESSORIES	
Mounting	X Series Rig Bar (RB-X50CM)
Required	VIP Driver
Optional	VIP Signal Distributor
Optional	VIP Media Server Pro
Optional	VIP 5162b Signal Processor
Cabling	Neutrik® etherCON® signal extension (See page 88) Neutrik® powerCON® extension (See page 88)



X Series Rig Bar is available for hanging PVP X Series video panels from truss or pipe. It incorporates adjustable connectors to facilitate a perfect alignment of pixels.



With a pixel pitch of 5.2 mm, the PVP S5 LED video panel boasts a high resolution enabling a short optimal viewing distance of five meters. It is fitted with black face SMD LEDs and performs admirably in both short- and long-viewing applications when presenting live videos and highly defined graphics.

PVP Rig Kit is available for hanging PVP panels from truss or pipe. It incorporates adjustable connectors to facilitate a perfect alignment of pixels.



Photo & Design by Design Oasis



Photo & Design by Design Oasis


OUTPUT	
Source	9,216 LEDs SMD 3528, 50,000 hours
Configuration	tri-color RGB
Pixels/Panel	96 x 96 (9,216 total)
Pixel Pitch	5.2 mm
Pixel Density	36,864 / m ²
LED wavelength	red (620 to 625 nm), green (520 to 525 nm), blue (465 to 470 nm)
Display Refresh Rate	1,200 Hz (flicker-free)
Viewing Angle	140°
Luminance	1,500 NITS
ELECTRICAL	
AC Voltage Range	100 to 240 VAC, 50/60 Hz
Power Consumption 120 V, 60 Hz	126 W, 1.05 A
Power Consumption 208 V, 60 Hz	128 W, 0.62 A
Power Consumption 230 V, 50 Hz	129 W, 0.56 A
Power Linking	13 units @ 120 V; 22 units @ 208 V; 24 units @ 230 V
CONTROL	
Control Protocol	LINSN
Maximum Panels/VIP™ Driver	120
PHYSICAL	
Dimensions	19.7 x 19.7 x 2.5 in (500 x 500 x 63 mm)
Weight	16.3 lb (7.39 kg)
Transparency	0%
Mounting Design	Modular (horizontal & vertical)
Housing Material	Aluminum alloy
Power Connection	Neutrik® powerCON®
Control Connection	Neutrik® etherCON®
Mounting	PVP Rig Kit, M10 Bolt/Clamp or S Series Rig Bar (RB-S50CM)
LISTINGS	
Certification(s)	CE
Environment	IP40, Indoor use
ACCESSORIES	
Mounting	PVP Rig Kit, S Series Rig Bar (RB-S50CM)
Required	VIP Driver
Optional	VIP Signal Distributor
Optional	VIP Media Server Pro
Optional	VIP 5162b Signal Processor
Cabling	Neutrik® etherCON® signal extension (See page 88) Neutrik® powerCON® extension (See page 88)



PVP S5 panels are supplied in road cases, packed two or eight.




S Series Rig Bar is available for hanging PVP S Series video panels from truss or pipe. It incorporates adjustable connectors to facilitate a perfect alignment of pixels.



MVP Ta8 Curve is a modular video panel with a tight pixel pitch of 8.33 mm, offering the flexibility to build concave, convex or flat displays for short or long distance viewing. Intensely bright tri-colored SMD LEDs make it suited for temporary outdoor applications.


MVP Ta Curve Rig Kit (left and right) allows the hanging of the MVP Ta8 Curve video panels from truss or pipe. Left and Right kits ordered separately.



OUTPUT	
Source	5184 LEDs SMD 3528, 50,000 hours
Configuration	tri-color RGB
Pixels/Panel	72 x 72 (5,184 total)
Pixel Pitch	8.33 mm
Pixel Density	14,400/m ²
LED wavelength	red (622 to 627 nm), green (520 to 525 nm), blue (465 to 470 nm)
Display Refresh Rate	720 Hz
Viewing Angle	140°
Luminance	4,800 NITS
ELECTRICAL	
AC Voltage Range	100 to 240 VAC, 50/60 Hz
Power Consumption 120 V, 60 Hz	231 W, 1.92 A
Power Consumption 208 V, 60 Hz	238 W, 1.17 A
Power Consumption 230 V, 50 Hz	247 W, 1.12 A
Power Linking	9 units @ 120 V; 15 units @ 208 V; 16 units @ 230 V
CONTROL	
Control Protocol	LINSN
Maximum Panels/VIP™ Driver	208
PHYSICAL	
Dimensions	23.6 x 23.6 x 2.6 in (600 x 600 x 66 mm)
Weight	27 lb (12.25 kg)
Transparency	12.5%
Mounting Design	Modular (horizontal & vertical)
Curve Angle	+/- 18°
Housing Material	Aluminum alloy
Power Connection	Neutrik® powerCON®
Control Connection	Neutrik® etherCON®
Mounting	MVP Ta Rig Kit or M12 Bolt/Professional Clamps
LISTINGS	
Certification(s)	CE
Environment	IP54, for temporary outdoor use
ACCESSORIES	
Mounting	MVP Ta Curve Rig Kit
Required	VIP Driver
Optional	VIP Signal Distributor
Optional	VIP Media Server Pro
Optional	VIP 5162b Signal Processor
Cabling	Neutrik® etherCON® signal extension (See page 88) Neutrik® powerCON® extension (See page 88)



MVP Ta8 Curve panels are supplied in road cases, packed two or six.



C6 is a video screen panel designed specifically for permanent indoor installation. It has 12,800 tri-color SMD 3528 LEDs, a 6.25 mm pixel pitch, and a 140° viewing angle for clear, crisp and powerful images. Its quiet, fanless operation makes it perfect for houses of worship. The four M12 threaded holes in the corners mount the panel securely to permanent structures. C6 also works with the existing PVP Rig Kit for attachment to truss structures and is fully compatible with the VIP Driver, VIP Signal Distributor, VIP 5162b Signal Processor, and VIP Media Server Pro.



OUTPUT	
Source	12,800 LEDs SMD 3528, 50,000 hours
Configuration	tri-color RGB
Pixels/Panel	80 x 160 (12,800 total)
Pixel Pitch	6.25 mm
Pixel Density	25,600/m ²
LED wavelength	red (620 to 625 nm), green 524 to 529 nm), blue (467 to 470 nm)
Display Refresh Rate	1,080 Hz (flicker-free)
Viewing Angle	140°
Luminance	1,500 NITS
ELECTRICAL	
AC Voltage Range	100 to 240 VAC, 50/60 Hz
Power Consumption 120 V, 60 Hz	128 W, 1.06 A
Power Consumption 208 V, 60 Hz	131 W, 0.63 A
Power Consumption 230 V, 50 Hz	133 W, 0.60 A
Power Linking	12 units @ 120 V; 21 units @ 208 V; 22 units @ 230 V
CONTROL	
Control Protocol	LINSN
Maximum Panels/VIP™ Driver	96
PHYSICAL	
Dimensions	39.4 x 19.7 x 2.5 in (1000 x 500 x 63 mm)
Weight	23 lb (10.4 kg)
Transparency	0%
Mounting Design	Modular (horizontal & vertical)
Housing Material	Aluminum alloy
Power Connection	Neutrik® powerCON®
Control Connection	Neutrik® etherCON®
Mounting	PVP Rig Kit, M12 Bolt/Professional Clamps or S Series Rig Bar (RB-S50CM)
LISTINGS	
Certification(s)	CE, MET
Environment	IP40 - Indoor use
ACCESSORIES	
Required	VIP Driver
Optional	PVP Rig Kit, RB-S50CM (See page 9)
Optional	VIP Signal Distributor
Optional	VIP Media Server Pro
Optional	VIP 5162b Signal Processor
Cabling	Neutrik® etherCON® signal extension (See page 88) Neutrik® powerCON® extension (See page 88)





VIP Driver is at the heart of the VIP video display system, acting as the interface between any DVI or HDMI video source and all MVP or PVP and C6 video panels via the CHAUVET® LED Studio software (provided free). Rack-mountable, it has two signal outputs, each driving up to 655,360 LEDs, which connect via Neutrik® etherCON® to any configuration of the VIP panels. It allows media playback, configuration, addressing and remote power control of the panels. It is scalable to link up to 4 units in a single system (5,242,880 LEDs total capacity).



VIP Signal Distributor (required for systems over 24 panels) splits and amplifies the signal from the VIP™ Driver to the panels and is capable of 4-way, dual-channel splitting or 8-way, single-channel splitting. Dual channel splitting requires two VIP Drivers.



VIP 5162b Signal Processor is a rack-mountable switcher for multiple input sources. It includes functions that manipulate video images, such as scaling, positioning, brightness, contrast, color correction, and picture-in-picture. Transition swipes, fades and cuts are easily accessed for a seamless flow among input sources. Control is achieved through included software or touch buttons. VIP 5162b includes an industry standard SDI input. For live applications, there is a separate DVI output for a preview monitor.



Video/audio connections via included breakout cable.

ELECTRICAL	
AC Voltage Range	100 to 240 V, 50/60 Hz
Power Consumption 120 V, 60 Hz	40 W, 0.33 A
Power Consumption 230 V, 50 Hz	40 W, 0.17 A
CONTROL	
Video Resolution	N/A
Computer Software Interface	Yes (USB)
Control Protocol	LINSN
PHYSICAL	
Dimensions	19 x 10 x 1.7 in (483 x 254 x 44 mm)
Weight	5 lb (2.27 kg)
Mounting Design	Rack mount (1U)
Power Connection	IEC
Video Input	DVI, HDMI
Video Output	Neutrik® etherCON® (2) 655,360 LEDs per output (2 total)
LISTINGS	
Certification(s)	CE, FCC
Environment	IP20, dry location

ELECTRICAL	
AC Voltage Range	100 to 240 V, 50/60 Hz
Power Consumption 120 V, 60 Hz	40 W, 0.33 A
Power Consumption 230 V, 50 Hz	40 W, 0.17 A
CONTROL	
Video Resolution	N/A
Computer Software Interface	Yes (USB)
Control Protocol	LINSN
PHYSICAL	
Dimensions	19 x 10 x 1.7 in (483 x 254 x 44 mm)
Weight	5 lb (2.27 kg)
Mounting Design	Rack mount (1U)
Power Connection	IEC
Video Input	DVI, HDMI
Video Output	Neutrik® etherCON® (2) 655,360 LEDs per output (2 total)
LISTINGS	
Certification(s)	CE, FCC
Environment	IP20, dry location

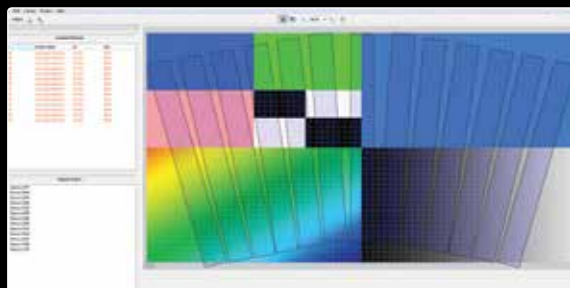
ELECTRICAL	
AC Voltage Range	100 to 240 V, 50/60 Hz
Power Consumption 120 V, 60 Hz	40 W, 0.33 A
Power Consumption 230 V, 50 Hz	40 W, 0.17 A
CONTROL	
Video Resolution	N/A
Computer Software Interface	No
Control Protocol	LINSN
PHYSICAL	
Dimensions	19 x 10 x 1.7 in (483 x 254 x 44 mm)
Weight	5 lb (2.27 kg)
Mounting Design	Rack mount (1U)
Power Connection	IEC
Video Input	Neutrik® etherCON® (2)
Video Output	Neutrik® etherCON® (8)
LISTINGS	
Certification(s)	CE, FCC
Environment	IP20, dry location

ELECTRICAL	
AC Voltage Range	100 to 240 VAC, 50/60 Hz
Power Consumption 120 V, 60 Hz	40 W, 0.33 A
Power Consumption 230 V, 50 Hz	40 W, 0.17 A
CONTROL	
Video Resolution	640x480 ~2048x816, 2048x1200
Computer Software Interface	Yes (USB)
Control Protocol	N/A
PHYSICAL	
Dimensions	19 x 16.5 x 1.7 in (483 x 420 x 44 mm)
Weight	5 lb (2.27 kg)
Mounting Design	Rack mount (1U)
Power Connection	IEC
Video Input	3 CV, 1 SDI, 2 USB, 3 DVI (HDMI support), 2 VGA (YPbPr support), 2 DisplayPort
Video Output	DVI (2), VGA
LISTINGS	
Certification(s)	CE, FCC
Environment	IP20, dry location

VIP Media Server Pro is a complete, standalone solution for multi-media professionals. It combines fault-tolerance with flexibility and functionality. It packs a powerful i5 processor and a solid state drive (SSD) for operating system reliability. The dual 500 GB RAID 1 hard drives ensure data redundancy, so content and software are always available. DMX and Art-Net™ triggering is available as well as multiple video and audio inputs and outputs, including the industry standard SDI. VIP Media Server Pro has 8 video layers and scaling, video keys, and overlaying to give designers unlimited options for combining and synchronizing lighting and video content for spectacular live presentations.

Processor	Intel® Core i5 quad core (3.8 GHz, 6MB L3 cache)
Storage	120GB SSD (Operating System); 500GB (Media Storage)
Memory	8GB DDR3-1600MHz Quad channel Memory (2x4GB)
ELECTRICAL	
AC Voltage Range	100 to 240 VAC, 50/60 Hz
Power Supply	850 W Corsair™ Power Supply – Nvidia SLI Certified
CONTROL	
Video Input	5 total; HDMI type A (1), SDI 10-bit (1; SD/HD switchable via BNC), Component (1; via BNC), S-Video (1), CV (1; via BNC; NTSC/PAL)
Audio Input	14 total – ST mic in (1; via 1/8" jack connector), ST line in (1; via 1/8" jack connector), TRS balanced analog audio (4; via 1/4" jack connectors), SDI (8; via BNC)
Video Output	8 total; DVI(4), HDMI(2), DisplayPort (2)
Video Through	HDMI type A (1), SDI 10-bit (1; SD/HD switchable via BNC), Component (1; via BNC), S-Video (1), CV (1; via BNC; NTSC/PAL)
Audio Output	1 9.1 channel digital (via S/PDIF), 1 9.1 channel digital (via optical), 1 5.1 channel analog (via 3 ST 1/8" jack connectors)
Audio Through	6 total; TRS balanced analog audio (4; via 1/4" jack connectors), AES/EBU unbalanced (2; via 1/4" jack connectors)
Video Sync Input	Blackburst in SD, 720p59.94, 1080i50 and 1080i59.94 formats or Tri-Sync in any HD format
Control Output (pixel mapper)	Art-Net, Kling-Net, eCUE
Output Control Protocols	LINSN, Art-Net™, Kling-Net
PHYSICAL	
Dimensions	19 x 7 x 21 in (483 x 177 x 533 mm)
Weight	41.9 lb (19 kg)
Mounting Design	4U (includes Rail kit)
Power Connection	IEC
Control Connection	5-pin DMX, Art-Net, or MA-Net
LISTINGS	
Certification (s)	CE
eEnvironment	IP20, dry location

ArKaos MediaMaster Express allows anyone to exploit the possibilities of a powerful media server. It combines ease of use with high performance for quick media management and playback on VIP™ displays. This software maps video content across your screen and pixel maps Épix (page 22-23), Next (page 25), and Nexus (page 18-21) via Art-Net and Kling-Net protocols. Also included is a DVD containing 4.7 gigs of prepared video content.



FEATURES	Video playback control software with an easy to use interface
	Kling-Net support allows for fast & easy plug-and-play configuration of Epix, Next, and Nexus products
	Multi-threaded engine delivers incredible performance by taking advantage of multi-core machines
	Controls up to 3 parameters per layer (effects or position/scaling)
	Optional fade time on trigger provides smooth playback for live events
	Support for Syphon on Mac, allowing to natively output to any other application that supports Syphon as input
	Optimized for LED screen and video projector support
	Intuitive user interface that anyone can learn in a few minutes!
	Audio Visualization Generators that react to any audio input, including laptop microphones, microphone/line input, or onboard audio playback
	Audio playback supported along with the video layers, along with a master volume control
Effect supported	70+ (per layer)
File Formats Supported	SD and full HD AVI, MPEG, MPG, MOV, WMV, MP4, JPEG, GIF, BMP, PNG, SWF, and many more
Maximum Visuals supported	128 (64 pages gives you 8,192)
Simultaneous Layer Support	8 Layers (supporting discrete content, PIP, multiplication, overlaying, and video key)
Content Included	DVD included with every purchase which includes an additional 25 text layers, 26 Audio Visualizations, and 169 source visuals (4.7 GB in SD and HD)
Video Inputs supported	Native support for video inputs (PCI card, FireWire DV / HDV, USB, etc.)
Control Input	5-pin DMX, Art-Net, MIDI, keyboard/mouse, or MA-Net
Control Output (pixel mapper)	Art-Net, Kling-Net, eCUE
SYSTEM REQUIREMENTS	
PC	Operating System: Windows Vista or 7 Processor: Pentium™ Core i3 (and above) RAM (minimum): 4 GB RAM (recommended): 8 GB (and above) Required Media Component: QuickTime™ 6.5.x (and above), Adobe FlashPlayer™ 9.0 (and above), DirectXTM 9.0c (and above)
Mac	Operating System: Mac OS X 10.5 (and above) Processor: Any Intel Mac, G4/1Ghz (and above) RAM (minimum): 2 GB


Épix Bar 2.0




Épix Strip 2.0



Épix Tile 2.0



Next NXT-1



Nexus Aq 5x5



Nexus Aw 7x7

Nexus 4x4



Nexus 4x1



Nexus 2x2



Luke Bryan Tour featuring Épix


NEXUS™

Build entire walls of high impact color. Pixel map a sizzling backdrop. Show vivid patterns and animated text. Flood the stage with a saturated palette; or create the warm feel of a soft, diffused white light. Do it all and enthrall the audience with a striking look that combines new technology with a retro flair. Nexus simply owns the stage.





Nexus 4x4 is a spectacular LED wash panel combining the sizzle of pixel mapping and a robust light output afforded by 16 27-watt COB tri-colored LEDs. The combination of COB emitters and a clever reflector design yields a striking, diffused light richly drenched in saturated hues. Nexus 4x4 is controllable via Art-Net, Kling-Net and DMX protocols and features interlocking hardware to build large arrays. Whether in use for front viewing or as a backdrop, Nexus 4x4 promises a hard-to-match visual impact.



Tiësto



Ricky Martin on tour | Lighting Designer: Richard Neville

OUTPUT	
Source	16 LEDs 27 W (2 A), 50,000 hours
Configuration	tri-color RGB
Beam Angle	45°
Field Angle	75°
Lux	484 lux @ 5 m

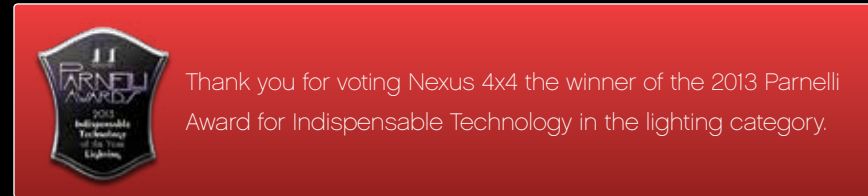
ELECTRICAL	
AC Voltage Range	100 to 240 VAC, 50/60 Hz (auto-ranging)
Power Consumption 120 V, 60 Hz	401 W, 3.35 A
Power Consumption 120 V, 60 Hz	393 W, 1.90 A
Power Consumption 230 V, 50 Hz	394 W, 1.71 A
Power Linking	4 units @ 120 V; 7 units @ 208 V; 8 units @ 230 V

CONTROL	
Control Protocol	Art-Net™, Kling-Net and DMX
DMX Channels	3, 5, 9, 48, or 53
Art-Net™ Channels	48
Built-in Automated Programs	Yes

PHYSICAL	
Dimensions	18.25 x 18.25 x 8.27 in (463.6 x 463.6 x 210 mm)
Weight	26.6 lb (12.07 kg)
Power Connection	Neutrik® powerCON® power input and output connector
Control Connection	3- and 5-pin XLR, Neutrik® etherCON®
Mounting	Professional Clamps (See page 87)

LISTINGS	
Certification(s)	CE, MET
Environment	IP20, dry location

OPTIONAL ACCESSORIES	
Power Cabling	Neutrik® powerCON® power cord (See page 88)
Data Cabling	Neutrik® etherCON® page (See page 88)
Software	Arkaos MediaMaster Express (Kling-Net)



RGB Color Mixing



RGB Color Mixing



Nexus 4x1 is a 4-cell COB RGB LED fixture designed for building scalable pixel mapping displays. Mount to the top and bottom of Nexus 4x4 to enlarge its footprint, or link to each other for linear effects. Nexus 4x1 is perfect for installation on steps or lining the front of a stage.

OUTPUT	
Source	4 LEDs 27 W (2 A), 50,000 hours
Configuration	tri-color RGB
Beam Angle	45°
Field Angle	75°
Lux	84.2 lux @ 5 m

ELECTRICAL	
AC Voltage Range	100 to 240 VAC, 50/60 Hz (auto-ranging)
Power Consumption 120 V, 60 Hz	107 W, 0.88 A
Power Consumption 120 V, 60 Hz	109 W, 0.52 A
Power Consumption 230 V, 50 Hz	109 W, 0.47 A
Power Linking	15 units @ 120 V; 26 units @ 208 V; 28 units @ 230 V

CONTROL	
Control Protocol	Art-Net, Kling-Net and DMX
DMX Channels	3, 5, 9, 12 or 17
Art-Net™ Channels	12
Built-in Automated Programs	Yes

PHYSICAL	
Dimensions	18.2 x 4.6 x 5.8 in (462 x 117 x 147 mm)
Weight	12.6 lb (5.7 kg)
Power Connection	Neutrik® powerCON® power input and output connector
Control Connection	3- and 5-pin XLR, Neutrik® etherCON®
Mounting	Included floor stand or Professional Clamps (See page 87)

LISTINGS	
Certification(s)	CE, MET
Environment	IP20, dry location

OPTIONAL ACCESSORIES	
Power Cabling	Neutrik® powerCON® power cord (See page 88)
Data Cabling	Neutrik® etherCON® page (See page 88)
Software	Arkaos MediaMaster Express™ (Kling-Net)



RGB Color Mixing



Nexus 2x2 is a 4-cell COB RGB LED fixture designed for building scalable pixel mapping displays. Combine with Nexus 4x4 and Nexus 4x1 for larger displays that aptly demonstrate its pixel mapping capability and diffused, yet richly saturated colored light.

OUTPUT	
Source	4 LEDs 27 W (2 A), 50,000 hours
Configuration	tri-color RGB
Beam Angle	45°
Field Angle	75°
Lux	135 lux @ 5 m


ELECTRICAL	
AC Voltage Range	100 to 240 VAC, 50/60 Hz (auto-ranging)
Power Consumption 120 V, 60 Hz	108 W, 0.90 A
Power Consumption 120 V, 60 Hz	112 W, 0.53 A
Power Consumption 230 V, 50 Hz	111 W, 0.48 A
Power Linking	15 units @ 120 V; 25 units @ 208 V; 28 units @ 230 V

CONTROL	
Control Protocol	Art-Net, Kling-Net and DMX
DMX Channels	3, 5, 9, 12 or 17
Art-Net™ Channels	12
Built-in Automated Programs	Yes

PHYSICAL	
Dimensions	9 x 9 x 6 in (228 x 228 x 152.4 mm)
Weight	10 lb (4.6 kg)
Power Connection	Neutrik® powerCON® power input and output connector
Control Connection	3- and 5-pin XLR, Neutrik® etherCON®
Mounting	Included floor stand or Professional Clamps (See page 87)

LISTINGS	
Certification(s)	CE, MET
Environment	IP20, dry location

OPTIONAL ACCESSORIES	
Power Cabling	Neutrik® powerCON® power cord (See page 88)
Data Cabling	Neutrik® etherCON® page (See page 88)
Software	Arkaos MediaMaster Express™ (Kling-Net)




Nexus Aw 7x7 projects narrow beams of warm white light to excel as a wash, audience blinder or pixel mapped effect. Featuring interlocking hardware for fast rigging, these panels are ideal for building massive arrays that command attention especially when used to display pixel mapped text, animated graphics and video images. Controllable via Kling-Net, Art-Net and DMX and offering intuitive individual pixel mapping options, they feature a smooth dimming curve, a 2,800 K color temperature and a multi-functional Virtual Gobo Wheel to create scenes by modifying channels.




OUTPUT	
Source	49 LEDs 3 W, (2 A), 50,000 hours
Configuration	Warm White
Beam Angle	7°
Field Angle	12°
Lux	9,400 lux @ 5 m
Color Temperature	2800 k
ELECTRICAL	
AC Voltage Range	100 to 240 VAC, 50/60 Hz (auto-ranging)
Power Consumption 120 V, 60 Hz	173 W, 1.44 A
Power Consumption 208 V, 50 Hz	171 W, 0.82 A
Power Consumption 230 V, 50 Hz	176 W, 0.75 A
Power Linking	7 units @ 120 V; 12 units @ 208 V; 13 units @ 230 V
CONTROL	
Control Protocol	Art-Net™, Kling-Net and DMX
DMX Channels	5, 8, 49, or 54, 57
Art-Net Channels	5, 8, 49, or 54, 57
Built-in Automated Programs	Yes
PHYSICAL	
Dimensions	19.7 x 19.7 x 3.5 in (500 x 500 x 90 mm)
Weight	17.2 lb (7.8 kg)
Power Connection	Neutrik® powerCON® power input and output connector
Control Connection	3- and 5-pin XLR DMX; Neutrik® etherCON® input and output
Mounting	Affinity Rig Kit or Professional Clamps (See page 87)
LISTINGS	
Certification(s)	CE, MET
Environment	IP20, indoor use
OPTIONAL ACCESSORIES	
Power Cabling	Neutrik® powerCON® power cord (See page 88)
Data Cabling	Neutrik® etherCON® (See page 88)
Software	ArKaos Media Master Express™ + KN software
Professional Clamps	CTC-50HC, CTC-50HCN, CTC-50SC (See page 87)



Affinity Rig Kit is required for hanging panels from truss or pipe.



Nexus Aq 5x5 is a pixel mapping panel with 25 RGBW quad-LEDs producing tight beams of beautifully colored light. Versatile, it works wonders as a color wash, audience blinder or stunning pixel mapped display. Kling-Net, Art-Net and DMX controllable, it features a Virtual Gobo Wheel to create unique scenes by modifying channels, and an Auto Color function that blends white and RGB LED values for unrivaled color mixing (in channels 3, 15, 75, 111). Designed for easy rigging with interlocking hardware, the panels lend themselves to building large arrays that stand out in any application. Rigging is fast and easy with integrated alignment and load-rated interlocking hardware. Use of the optional Affinity Rig Kit further facilitates large displays.



OUTPUT	
Source	25 LEDs 10 W, (2 A), 50,000 hours
Configuration	25 RGBW quad-color
Beam Angle	8°
Field Angle	13°
Lux	11,350 lux @ 5 m
Color Temperature Range	2800 to 10000 K
ELECTRICAL	
AC Voltage Range	100 to 240 VAC, 50/60 Hz (auto-ranging)
Power Consumption 120 V, 60 Hz	320 W, 2.66 A
Power Consumption 208 V, 50 Hz	318 W, 1.52 A
Power Consumption 230 V, 50 Hz	318 W, 1.38 A
Power Linking	5 units @ 120 V; 8 units @ 208 V; 9 units @ 230 V
CONTROL	
Control Protocol	Art-Net, Kling-Net and DMX
DMX Channels	3, 4, 6, 10, 15, 75, 100, 105 or 111
Art-Net Channels	3, 4, 6, 10, 15, 75, 100, 105 or 111
Built-in Automated Programs	Yes
PHYSICAL	
Dimensions	19.7 x 19.7 x 3.5 in (500 x 500 x 90 mm)
Weight	22.2 lb (10 kg)
Power Connection	Neutrik® powerCON® power input and output connector
Control Connection	3- and 5-pin XLR DMX; Neutrik® etherCON® input and output
Mounting	Affinity Rig Kit or Professional Clamps (See page 87)
LISTINGS	
Certification(s)	CE, MET
Environment	IP20, indoor use
OPTIONAL ACCESSORIES	
Power Cabling	Neutrik® powerCON® power cord (See page 88)
Data Cabling	Neutrik® etherCON® (See page 88)
Software	ArKaos Media Master Express + KN software



Affinity Rig Kit is required for hanging panels from truss or pipe.

RGBW Color Mixing



Épix is a line of punchy and intuitive pixel mapping fixtures that work seamlessly with ArKaos MediaMaster on the Kling-Net protocol, eliminating the need for expensive video converters and providing the capability to automatically configure real-time video. The Épix line also works with Art-Net controllers. All Épix products use the Épix Drive 642 for power and data, and all Épix products can be physically connected with integrated, interlocking, and load bearing hardware to create an endless variety of unique presentations in a number of suspended or ground supported combinations.



Épix Drive 642 is an easy-to-use power and data supply for all the Épix products. It has an accessible LCD screen and a simple menu structure for configuring its 4 output ports. Each output port controls one Épix Bar 2.0 or one Épix Tile 2.0, or up to four Épix Strip 2.0. Épix Drive 642 works seamlessly with ArKaos MediaMaster on the Kling-Net protocol. Épix Drive 642 also works with Art-Net controllers.

OUTPUT	
Data Connectors	2 (in/out)
Device Outputs	4
Function	Provides power and data to up to 16 Épix Strip 2.0, 4 Épix Bar 2.0 or 4 Épix Tile 2.0 4 power and data outputs. Up to 160 pixels.
ELECTRICAL	
AC Voltage Range	100 to 240 VAC, 50/60 Hz (auto-ranging)
Power Consumption 120 V, 60 Hz	232 W, 1.92 A
Power Consumption 208 V, 60 Hz	272 W, 1.32 A
Power Consumption 230 V, 50 Hz	276 W, 1.20 A
Power Linking @ 120 V, 60 Hz	7 units
Power Linking @ 208 V, 60 Hz	10 units
Power Linking @ 230 V, 50 Hz	11 units
Intended Load	Épix Strip 2.0, Épix™ Bar 2.0, Épix™ Tile 2.0
CONTROL	
Control Protocol	Art-Net, Kling-Net
Art-Net™ Channels	480 (per output)
PHYSICAL	
Dimensions	8.3 x 10.1 x 3 in (210 x 257 x 78 mm)
Weight	5.6 lb (2.5 kg)
Power Connection	Neutrik® powerCON® power input and output connector
Control Connection	Ethernet (RJ45)
LISTINGS	
Certification(s)	CE, MET
Environment	IP20, indoor use

With frosted filter
(Clear filter also available)



Épix Bar 2.0 is a 1-meter long bar of 160 tri-color SMD 5050 LEDs in four rows. Épix Bar 2.0 has a 25 mm pixel pitch and a 120° viewing angle and can be set up and configured in minutes with little technical expertise.

OUTPUT	
Source	160 LEDs SMD 5050, 50,000 hours
Configuration	tri-color RGB
Pixels/Panel	160 pixels
Pixel Pitch	25 mm
Display Refresh Rate	4.5 KHz
Viewing Angle	120°
Luminance	2,586 NITS (clear filter), 2,160 NITS (Frosted filter)
ELECTRICAL	
Controller (Required)	Épix Drive 642
Power Consumption 120 V, 60 Hz	51 W, 0.36 A
Power Consumption 208 V, 60 Hz	57 W, 0.21 A
Power Consumption 230 V, 50 Hz	63 W, 0.18 A
CONTROL	
Control Protocol	Art-Net, Kling-Net
Art-Net™ Channels	480
PHYSICAL	
Dimensions	39.4 x 4.2 x 4.6 in (1,000 x 107 x 117 mm)
Weight	7.6 lb (3.5 kg)
Power/Control Connection	Ethernet (RJ45)
Mounting	Professional Clamps (See page 87)
LISTINGS	
Certification(s)	CE, MET
Environment	IP20, indoor use
ACCESSORIES	
Included	2 LED covers, frosted and clear
Required	Épix Drive 642


With frosted filter
(Clear filter also available)



Épix Strip 2.0 is a 1-meter long strip of 40 tri-color SMD 5050 LEDs in a single row. Épix Strip 2.0 has a 25 mm pixel pitch with a 120° viewing angle and can be set up and configured in minutes with little technical expertise.

OUTPUT	
Source	40 LEDs SMD 5050, 50,000 hours
Configuration	tri-color RGB
Pixels/Panel	40 pixels
Pixel Pitch	25 mm
Display Refresh Rate	4.5 KHz
Viewing Angle	120°
Luminance	1,174 NITS (clear filter), 828 NITS (Frosted filter)
ELECTRICAL	
Controller (Required)	Épix Drive 642
Power Consumption 120 V, 60 Hz	20 W, 0.11 A
Power Consumption 208 V, 60 Hz	33 W, 0.04 A
Power Consumption 230 V, 50 Hz	39 W, 0.03 A
CONTROL	
Control Protocol	Art-Net, Kling-Net
Art-Net™ Channels	120
PHYSICAL	
Dimensions	39.4 x 1.4 x 4.6 in (1000 x 37 x 118 mm)
Weight	4.4 lb (2 kg)
Power/Control Connection	2 Ethernet (RJ45)
Mounting	Professional Clamps (See page 87)
LISTINGS	
Certification(s)	CE, MET
Environment	IP20, indoor use
ACCESSORIES	
Included	2 LED covers, frosted and clear
Required	Épix Drive 642

With frosted filter
(Clear filter also available)



Épix Tile 2.0 is a 12-inch square tile of 144 tri-color SMD 5050 LEDs, in a 12 x 12 pixel array. Épix Tile 2.0 has a 25 mm pixel pitch with a 120° viewing angle and can be set up and configured in minutes.

OUTPUT	
Source	144 LEDs SMD 5050, 50,000 hours
Configuration	tri-color RGB
Pixels/Panel	144 pixels
Pixel Pitch	25 mm
Display Refresh Rate	4.5 KHz
Viewing Angle	120°
Luminance	3,290 NITS (clear filter), 2,900 NITS (Frosted filter)
ELECTRICAL	
Controller (Required)	Épix™ Drive 642
Power Consumption 120 V, 60 Hz	51 W, 0.36 A
Power Consumption 208 V, 60 Hz	57 W, 0.21 A
Power Consumption 230 V, 50 Hz	63 W, 0.18 A
CONTROL	
Control Protocol	Art-Net™, Kling-Net
Art-Net™ Channels	432
PHYSICAL	
Dimensions	11.8 x 11.8 x 4.6 in (300 x 300 x 117 mm)
Weight	5.6 lb (2.5 kg)
Power/Control Connection	1 Ethernet (RJ45)
Mounting	Professional Clamps (See page 87)
LISTINGS	
Certification(s)	CE, MET
Environment	IP20, indoor use
ACCESSORIES	
Included	2 LED covers, frosted and clear
Required	Épix Drive 642



Épix fixtures share the same integrated interlocking and load bearing hardware.




NEXT™

The Next line of products from CHAUVET® Professional brings intense visual candy to the forefront of design by combining the sizzle of pixel mapping with the flexibility and energy of a moving head. Next products create eye catching visuals and powerful beams of color while moving, so designers can create video and lighting effects from the same fixture. Next products can be controlled by lighting consoles or media servers on a range of protocols providing the ultimate in flexible control integration options.



Next NXT-1 is a moving head LED panel with 25 pixel-mappable quad-color RGBW LEDs that brilliantly display pixel mapped images and punch through haze. The fast movement of the panel and rapid response of the narrow-beam LEDs let designers create engaging eye candy that enhances any live production. NXT-1 comes with built-in dynamic and static patterns and alpha-numeric characters for easy programming. NXT-1 runs on Art-Net, Kling-Net, and DMX protocols, and can be controlled with lighting consoles or media servers, providing the ultimate in flexible control integration options.



OUTPUT	
Source	25 LEDs (RGBW) 10 W, (2 A), 50,000 hours
Configuration	quad-color RGBW
Pixels/Panel	25 pixels
Pixel Pitch	48 mm
Display Refresh Rate	1.2 KHz
Beam Angle	6°
Field Angle	11°
Lux	22,780 lux @ 5 m
DYNAMIC EFFECTS	
Patterns	27 dynamic, 36 alpha/numeric
Dimmer	Electronic
Shutter / Strobe	Electronic
Pan & Tilt Range	540°/270°
CONTROL	
Control Protocol	Art-Net, Kling-Net, DMX
DMX Channels	9, 10, 13, 23, 81, 106, 119
Art-Net™ Channels	9, 10, 13, 23, 81, 106, 119
ELECTRICAL	
Voltage Range	100 to 240 V, 50/60 Hz (auto-ranging)
Power Consumption 120 V, 60 Hz	453 W, 3.9 A
Power Consumption 208 V, 60 Hz	424 W, 2.10 A
Power Consumption 230 V, 50 Hz	424 W, 1.90 A
Power Linking	3 units @ 120 V, 6 units @ 208 V, 7 units @ 230 V
PHYSICAL	
Dimensions	11.3 x 14.7 x 17.9 in (288 x 375 x 457 mm)
Weight	30.6 lb (13.9 kg)
Power Connection	Neutrik® powerCON® power input and output connector
Control Connection	3- and 5-pin XLR DMX; Neutrik® etherCON® input and output
LISTINGS	
Certification(s)	CE
Environment	IP20, dry location
OPTIONAL ACCESSORIES	
Cabling	Neutrik® powerCON® (See page 88)
2 Pack Road Case	CHAUVETPRODUALCASEA3
Professional Clamps	CTC-50HC, CTC-50HCN, CTC-50SC (See page 87)



RGBW Color Mixing




LEGEND™

Discerning designers find Legend moving heads built to their exacting standards. With an impressive pedigree of memorable performances in permanent and rental applications, these superior, full featured luminaires assure a solid return on investment and maximum performance well into the future.



Breathtakingly bright with crisp, crystal clear optics, Legend 330SR Spot is a class leader in output and gobo projection. Legend™ 330SR Spot is quick and agile with precise movement and an outstanding zoom range of 5° to 24°, making it a great choice for touring rigs, broadcast television, or live events. A long life 330-watt Osram Sirius lamp gives this moving yoke a powerful punch of 62,200 lux at 5 meters and an even field that makes the most complicated gobo and prism combinations stunning.




OUTPUT	
Source	Osram Sirius 330 W X 8 Lamp 1,500 hours
Configuration	HRI
Beam Angle	5° to 24°
Lux	(5°): 62,200 lux @ 5 m; (24°): 4,110 lux @ 5 m
DYNAMIC EFFECTS	
Color Mixing	CMY
Color Wheel	7 colors + white
Color Correction	CTO on color wheel
Static Gobos	14 + open
Rotating Gobos	8 + open
Gobo Shake	Yes
Prism	3-facet, rotating
Frost	Variable
Dimmer	Motorized
Shutter / Strobe	Motorized
Zoom	5° to 24°
Move-in-Black	Yes
Pan / Tilt Range	540° / 270°
CONTROL	
Control Channels	DMX: 21 or 27
Automatic Pan/Tilt Correction	Yes
ELECTRICAL	
Voltage Range	100 to 240 V, 50/60 Hz (auto-ranging)
Power Consumption 120 V, 60 Hz	514 W, 4.3 A
Power Consumption 230 V, 50 Hz	495 W, 2.3 A
PHYSICAL	
Dimensions	13.5 x 17.1 x 25.5 in (344 x 435 x 649 mm)
Weight	47 lb (21.3 kg)
Power Connection	Neutrik® powerCON® power input connector
Control Connection	3- and 5-pin XLR DMX input and output connectors
LISTINGS	
Certification(s)	CE, MET (pending)
Environment	IP20, dry Location
OPTIONAL ACCESSORIES	
Cabling	Neutrik® powerCON® (See page 88)
2 Pack Road Case	CPDUALCASEA4
Professional Clamps	CTC-50HC, CTC-50HCN, CTC-50SC (See page 87)

CMY Color Mixing



Prism: 3 facets



Color Wheel: 7 Colors



8 Rotating Gobos



14 Static Gobos





Legend 230SR Beam outputs an intense 96,000 lux at 15 meters, thanks to a 230-watt Osram Sirius lamp, precision glass optics and a tiny 2.25-degree beam angle. Compact and agile, it also features a zooming 8-facet prism and 17 gobos (plus open) for beam shaping effects, along with automated focus. In addition to 14 solid colors plus white, the color wheel delivers seamless split colors.




Miranda Lambert | Lighting Designer: Chris Lisle

OUTPUT	
Source	Osram Sirius 230 W Lamp 2,500 hours
Configuration	HRI
Beam Angle	2.25°
Lux	96,000 lux @ 15m
DYNAMIC EFFECTS	
Color Wheel	14 colors + white
Color Correction	CTO, on color wheel
Static Gobos	17 + open
Gobo Shake	Yes
Prism	8-facet, rotating with zoom
Frost	Variable
Dimmer	Motorized
Shutter/Strobe	Motorized
Move-in-Black	Yes
Pan/Tilt Range	540°/270°
CONTROL	
Control Channels	DMX: 15 or 18
Automatic Pan/Tilt Correction	Yes
ELECTRICAL	
Voltage Range	100 to 240 V, 50/60 Hz (auto-ranging)
Power Consumption 120 V, 60 Hz	415 W, 3.43 A
Power Consumption 230 V, 50 Hz	385 W, 1.75 A
PHYSICAL	
Dimensions	13.5 x 163.4 x 19.6 in (343 x 415 x 498 mm)
Weight	41.3 lb (18.7 kg)
Power Connection	Neutrik® powerCON® power input connector
Control Connection	3- and 5-pin XLR DMX input and output connectors
LISTINGS	
Certification(s)	CE, MET
Environment	IP20, dry Location
OPTIONAL ACCESSORIES	
Cabling	Neutrik® powerCON® (See page 88)
Professional Clamps	CTC-50HC, CTC-50HCN, CTC-50SC (See page 87)

Color Wheel: 14 Colors



Prism: 8 facets



17 Gobos



Legend 412Z is a powerful and versatile LED moving head wash with an outstanding zoom range of 11° to 53°, making it perfect for the gamut of applications across the entertainment industry, from touring to broadcast. Legend 412Z features 12 10-watt quad-colored RGBW emitters with four zones of independent pixel mapping control, and fast pan and tilt movements. Its light weight and solid construction make it an excellent choice for rigs of any size and scope.



OUTPUT	
Source	12 LEDs 10 W, (2.9 A), 50,000 hours
Configuration	12 RGBW quad-color
Beam Angle	8° to 33°
Field Angle	11° to 53°
Lux	(8°): 3,880 lux @ 5 m; (33°) 330 lux @ 5 m
DYNAMIC EFFECTS	
Color Mixing	RGBW
Dimmer	Electronic
Shutter / Strobe	Electronic
Zoom	8° to 33°
Move-in-Black	Yes
Pan / Tilt Range	540°/270°
CONTROL	
Control Channels	DMX: 15, 27, 31 or 34
Color Temperature Presets	Yes: 2800 to 10000 K
Automatic Pan & Tilt Correction	Yes
Built-in Automated Programs	Yes
ELECTRICAL	
Voltage Range	100 to 240 V, 50/60 Hz (auto-ranging)
Power Consumption 120 V, 60 Hz	185 W, 1.5 A
Power Consumption 230 V, 50 Hz	188 W, 0.8 A
Power Linking	9 units @ 120 V; 17 units @ 230 V
PHYSICAL	
Dimensions	7.2 x 10.7 x 14 in (183 x 271 x 355 mm)
Weight	16.6 lb (7.5 kg)
Power Connection	Neutrik® powerCON® power input and output connector
Control Connection	3- and 5-pin XLR DMX input and output connectors
LISTINGS	
Certification(s)	CE, MET
Environment	IP20, dry Location
OPTIONAL ACCESSORIES	
Cabling	Neutrik® powerCON® (See page 88)
Professional Clamps	CTC-50HC, CTC-50HCN, CTC-50SC (See page 87)

RGBW Color Mixing





Rogue RH1 Hybrid pushes the performance boundaries for automated moving fixtures to new heights. This hybrid beam and spot possesses an unrivaled optical system with 8-facet and 5-facet prisms that are completely layerable and controllable. Powered by a 330W Osram Sirius lamp, Rogue RH1 Hybrid delivers an ultra-intense output of 111,000 lux @ 15m with tight beam angles of 1-4.5° in Beam Mode and a zoom range of 5-19° in Spot Mode. Indexing and static scrolling gobo wheels and a 13-hue color wheel add to the stunning visual effects that this amazing tool can create.



ROGUE™

The Rogue series of high performance moving heads marches into the professional lighting market with high output and incredible effects at a surprising price. Each Rogue brings unmatched value, in a rugged fixture with powerful capabilities.

OUTPUT	
Source	Osram Sirius lamp, 330 W X8, 1,500 hours
Configuration	HRI
Beam Angle	(Spot mode): 3° to 10°; (Beam mode): 1° to 4.5°
Field Angle	(Spot mode): 5° to 19°; (Beam mode): 2.5° to 8°
	Spot mode (3°): 112,200 lux @ 5 m; (10°): 8,230 lux @ 5 m
Lux	Beam mode (1°): 111,000 lux @ 15 m; (4.5°): 7,320 lux @ 15 m
DYNAMIC EFFECTS	
Color Wheel	13 + white
Color Correction	CTO and CTB on color wheel
Static Gobos	14 + open
Rotating Gobos	9 + open
Gobo Shake	Yes
Prism 1	5 facet, rotating
Prism 2	8 facet, rotating
Frost	Yes
Dimmer	Mechanical
Shutter / Strobe	Mechanical
Zoom	(Spot mode) 5° to 19°; (Beam Mode) 2.5° to 8°
Move-In-Black	Yes
Pan / Tilt Range	540°/260°
CONTROL	
Control Channels	DMX : 20 or 25
Automatic Pan & Tilt Correction	Yes
ELECTRICAL	
Voltage Range	100 to 240 V, 50/60 Hz (auto-ranging)
Power Consumption 120 V, 60 Hz	548 W, 4.53 A
Power Consumption 230 V, 50 Hz	522 W, 2.30 A
PHYSICAL	
Dimensions	16.1 x 12.9 x 25.8 in (409 x 327 x 638 mm)
Weight	55.2 lbs (25.1 kg)
Power Connection	Neutrik® powerCON® power input connector
Control Connection	3- and 5-pin XLR DMX input and output connectors
LISTINGS	
Certification(s)	CE, MET
Environment	IP20, dry Location
OPTIONAL ACCESSORIES	
Cabling	Neutrik® powerCON® (See page 88)
Professional Clamps	CTC-50HC, CTC-50HCN, CTC-50SC (See page 87)

Color Wheel: 13 Colors

Prisms

9 Rotating Gobos

14 Static Gobos



Rogue R2 Beam is the light cannon of the Rogue series, boasting an intense 133,200 lux at 15 meters with its Osram Sirius 230 W HRI lamp. Rogue R2 Beam comes with 14 fixed colors in its fully scrollable, variable speed color wheel, which also provides split colors perfectly. Its 8-facet rotating prism provides an endless supply of creative and dynamic beam looks to inspire and elevate design options.



OUTPUT	
Source	Osram Sirius 230 W Lamp 2,500 hours
Configuration	HRI
Beam Angle	1°
Field Angle	2°
Lux	133,200 @ 15 m
DYNAMIC EFFECTS	
Color Wheel	14 colors + white
Color Correction	CTO and CTB on color wheel
Rotating Gobos	17 + open
Gobo Shake	Yes
Prism	8-facet, rotating with zoom
Frost	Yes
Dimmer	Mechanical
Shutter / Strobe	Mechanical
Move-in-Black	Yes
Pan / Tilt Range	540° / 270°
CONTROL	
Control Channels	DMX: 15 or 18
Automatic Pan/Tilt Correction	Yes
ELECTRICAL	
Voltage Range	100 to 240 V, 50/60 Hz (auto-ranging)
Power Consumption 120 V, 60 Hz	413 W, 3.4 A
Power Consumption 230 V, 50 Hz	385 W, 1.7 A
PHYSICAL	
Dimensions	16.1 x 12.9 x 18.7 in (409 x 327 x 474 mm)
Weight	45 lb (20.6 kg)
Power Connection	Neutrik® powerCON® power input connector
Control Connection	3- and 5-pin XLR DMX input and output connectors
LISTINGS	
Certification(s)	CE, MET
Environment	IP20, dry Location
OPTIONAL ACCESSORIES	
Cabling	Neutrik® powerCON® (See page 88)
2 Pack Road Case	CPDUALCASEA2
Professional Clamps	CTC-50HC, CTC-50HCN, CTC-50SC (See page 87)


Color Wheel: 14 Colors

Prism: 8 facets

17 Gobos



Rogue R2 Spot combines incredible value with a stunning range of colors and effects, all supported by professional quality engineering. Rogue R2 Spot builds on the features of the R1 Spot by adding gobo-morphing technology and two variable scrolling color wheels for an unlimited number of shape changing and split-color effects. Rogue R2 Spot uses a powerful 240-watt LED light source in a 16.5° beam angle for a brilliant light that creates an unparalleled audience experience.



OUTPUT	
Source	1 LED 240 W, (7 A) 50,000 hours
Configuration	1 cool white
Beam Angle	16.5°
Field Angle	16.5°
Lux	5,500 @ 5 m
DYNAMIC EFFECTS	
Color Wheel 1	7 colors + white
Color Wheel 2	7 colors + white
Color Correction	CTO on color wheel
Static Gobos	8 + open
Rotating Gobos	7 + open
Gobo Shake	Yes
Prism	3 facet, rotating
Frost	Yes
Iris	Yes
Dimmer	Electronic
Shutter / Strobe	Electronic
Move-in-Black	Yes
Pan / Tilt Range	540° / 250°
CONTROL	
Control Channels	DMX: 18 or 21
Automatic Pan/Tilt Correction	Yes
ELECTRICAL	
Voltage Range	100 to 240 V, 50/60 Hz (auto-ranging)
Power Consumption 120 V, 60 Hz	310 W, 2.6 A
Power Consumption 230 V, 50 Hz	301 W, 1.4 A
Power Linking	5 units @ 120 V, 9 units @ 230 V
PHYSICAL	
Dimensions	16.1 x 13.5 x 19.3 in (409 x 343 x 489 mm)
Weight	46.6 lb (21.2kg)
Power Connection	Neutrik® powerCON® power input connector
Control Connection	3- and 5-pin XLR DMX input and output connectors
LISTINGS	
Certification(s)	CE, MET
Environment	IP20, dry Location
OPTIONAL ACCESSORIES	
Cabling	Neutrik® powerCON® (See page 88)
2 Pack Road Case	CPDUALCASEA2
Professional Clamps	CTC-50HC, CTC-50HCN, CTC-50SC (See page 87)

Color Wheel 1: 7 Colors

Color Wheel 2: 7 Colors

7 Rotating Gobos

8 Static Gobos

Prism: 3 facets



Rogue R1 Beam stands apart and above other narrow-beam fixtures by offering two layerable, independently controlled prisms for stunning split beam effects. The 5-facet and 8-facet prisms can be combined with the 17-slot gobo wheel and 14 colors on the color wheel for a variety of never before seen aerial and gobo effects.



OUTPUT	
Source	Osram Sirius 132 W Lamp, 6,000 hours
Configuration	HRI
Beam Angle	1°
Field Angle	2°
Lux	78,700 @ 15 m
DYNAMIC EFFECTS	
Color Wheel	14 colors + white
Color Correction	CTO and CTB on color wheel
Rotating Gobos	17 + open
Gobo Shake	Yes
Prism 1	5-facet, rotating
Prism 2	8-facet, rotating
Dimmer	Mechanical
Shutter / Strobe	Mechanical
Move-in-Black	Yes
Pan / Tilt Range	540° / 270°
CONTROL	
Control Channels	DMX: 15 or 19
Automatic Pan/Tilt Correction	Yes
ELECTRICAL	
Voltage Range	100 to 240 V, 50/60 Hz (auto-ranging)
Power Consumption 120 V, 60 Hz	263 W, 2.4 A
Power Consumption 230 V, 50 Hz	265 W, 1.1 A
PHYSICAL	
Dimensions	11.1 x 14.2 x 17.5 in. (282 x 360 x 445 mm)
Weight	38.8 lb (17.6 kg)
Power Connection	Neutrik® powerCON® power input connector
Control Connection	3- and 5-pin XLR DMX input and output connectors
LISTINGS	
Certification(s)	CE, MET
Environment	IP20, dry Location
OPTIONAL ACCESSORIES	
Cabling	Neutrik® powerCON® (See page 88)
2 Pack Road Case	CPDUALCASEA1
Professional Clamps	CTC-50HC, CTC-50HCN, CTC-50SC (See page 87)

Color Wheel: 14 Colors


Prisms

8 facets 5 facets

17 Gobos



Rogue R1 Spot brings innovation and creativity with a rotating 3-facet prism for stunning aerial effects, a motorized iris and focus for beam shaping, as well as two gobo wheels, one of which rotates and has 7 interchangeable gobos for custom looks. Rogue R1 Spot shines brightly with a 16.5° beam angle for crisp gobo projections in a range of eight beautiful colors.



OUTPUT	
Source	1 LED 140 W, (6 A), 50,000 hours
Configuration	1 cool white
Beam Angle	16.5°
Field Angle	16.5°
Lux	2,619 @ 5 m
DYNAMIC EFFECTS	
Color Wheel	8 colors + white
Color Correction	CTO on color wheel
Static Gobos	8 + open
Rotating Gobos	7 + open
Gobo Shake	Yes
Prism 1	3-facet, rotating
Iris	Yes
Dimmer	Electronic
Shutter / Strobe	Electronic
Move-in-Black	Yes
Pan / Tilt Range	540° / 270°
CONTROL	
Control Channels	DMX: 16 or 19
Automatic Pan/Tilt Correction	Yes
ELECTRICAL	
Voltage Range	100 to 240 V, 50/60 Hz (auto-ranging)
Power Consumption 120 V, 60 Hz	225 W, 2 A
Power Consumption 230 V, 50 Hz	220 W, 1 A
Power Linking	6 units @ 120 V, 13 units @ 230 V
PHYSICAL	
Dimensions	11.1 x 14.2 x 17.6 in. (282 x 360 x 477 mm)
Weight	36 lb (16.3 kg)
Power Connection	Neutrik® powerCON® power input connector
Control Connection	3- and 5-pin XLR DMX input and output connectors
LISTINGS	
Certification(s)	CE, MET
Environment	IP20, dry Location
OPTIONAL ACCESSORIES	
Cabling	Neutrik® powerCON® (See page 88)
2 Pack Road Case	CPDUALCASEA1
Professional Clamps	CTC-50HC, CTC-50HCN, CTC-50SC (See page 87)

Color Wheel: 8 Colors

7 Rotating Gobos

8 Static Gobos

Prism: 3 facets



Rogue R2 Wash makes a valuable addition to rental and production inventories. Durable and dependable, this moving wash workhorse produces a bright, powerful light and offers five zones of LED control to pixel map its 19 (15 W) RGBW quad-LEDs. An industry leading zoom range of 12° to 49° gives the Rogue R2 Wash the spread to cover even the largest areas. Smooth color mixing, simple and complex DMX channel profiles and powerCON in and out are just some of the other features that make this fixture a standout performer in any setting.



OUTPUT	
Source	19 LEDs 15 W, (1 A), 50,000 hours
Configuration	19 RGBW quad color
Beam Angle	8° to 30°
Field Angle	12° to 49°
Lux	(8°): 8,650 lux @ 5 m; (30°): 750 lux @ 5 m
DYNAMIC EFFECTS	
Color Mixing	RGBW
Dimmer	Electronic, 16-bit
Shutter / Strobe	Electronic
Zoom	Yes
Move-in-Black	Yes
Pan / Tilt Range	540°/230°
CONTROL	
Control Channels	DMX: 15, 17, 22, 33, 54 or 56
Color Temperature Presets	2800 to 10000 K
Automatic Pan & Tilt Correction	Yes
ELECTRICAL	
Voltage Range	100 to 240 V, 50/60 Hz (auto-ranging)
Power Consumption 120 V, 60 Hz	339 W, 2.95 A
Power Consumption 230 V, 50 Hz	324 W, 1.62 A
Power Linking	4 units @ 120 V, 9 units @ 230 V
PHYSICAL	
Dimensions	8.58 x 12.05 x 15.67 in (218 x 306 x 398 mm)
Weight	20.4 lb (9.25 kg)
Power Connection	Neutrik® powerCON® power input and output connector
Control Connection	3- and 5-pin XLR DMX input and output connectors
LISTINGS	
Certification(s)	CE, MET
Environment	IP20, dry Location
OPTIONAL ACCESSORIES	
Cabling	Neutrik® powerCON® (See page 88)
Professional Clamps	CTC-50HC, CTC-50HCN, CTC-50SC (See page 87)

RGBW Color Mixing



Rogue R1 Wash distinguishes itself by offering a combination of performance features unique to its price class. Powered by seven RGBW 15W quad-LEDs, this bright and versatile moving wash zoom fixture features a unique “bubble” lens design for excellent color rendering and stunning visual effects. Other standout features include an industry standard setting 11° to 48° beam angle, incredibly fast and smooth pan and tilt movements, simple and complex DMX channel profiles, plus 3-pin and 5-pin DMX connectors. Versatility, value and performance make this fixture a welcome addition to any touring rig or permanent installation.





OUTPUT	
Source	7 LEDs 15 W, (980 mA), 50,000 hours
Configuration	7 RGBW quad color
Beam Angle	8° to 30°
Field Angle	11° to 48°
Lux	(8°): 3,098 lux @ 5 m ;(30°): 299 lux @ 5 m
DYNAMIC EFFECTS	
Color Mixing	RGBW
Dimmer	Electronic, 16-bit
Shutter / Strobe	Electronic
Zoom	8° to 30°
Move-in-Black	Yes
Pan / Tilt Range	540°/230°
CONTROL	
Control Channels	DMX: 14, 15, 19 or 21
Color Temperature Presets	2800 to 10000 K
Automatic Pan & Tilt Correction	Yes
ELECTRICAL	
Voltage Range	100 to 240 V, 50/60 Hz (auto-ranging)
Power Consumption 120 V, 60 Hz	161 W, 1.34 A
Power Consumption 230 V, 50 Hz	139 W, 0.62 A
Power Linking	10 units @ 120 V, 21 units @ 230 V
PHYSICAL	
Dimensions	7.36 x 10.43 x 13.94 in (187 x 265 x 354 mm)
Weight	13 lb (5.9 kg)
Power Connection	Neutrik® powerCON® power input and output connector
Control Connection	3- and 5-pin XLR DMX input and output connectors
LISTINGS	
Certification(s)	CE, MET
Environment	IP20, dry Location
OPTIONAL ACCESSORIES	
Cabling	Neutrik® powerCON® (See page 88)
Professional Clamps	CTC-50HC, CTC-50HCN, CTC-50SC (See page 87)

RGBW Color Mixing





Q-Wash 419Z-LED is a moving yoke wash using 19 15-watt quad-colored RGBW LEDs. It produces a full range of bold saturated colors and variable whites. Built-in color macros and three individually controlled LED zones make for great visual effects. Q-Wash 419Z-LED has 16 bit dimming curves and a versatile 12.5° to 45° zoom, making it excellent for the demands of the production, touring, theatrical, installation and corporate rental markets.



Q-SERIES™

Q-Series moving yokes offer the most attractive solution for complete, eco-friendly and cost-effective installations. Trailblazing LED technology applied across the entire line, demonstrates a commitment to Green Thinking™ and sustainability while delivering incomparable value.

OUTPUT	
Source	19 LEDs 15 W, (1 A), 50,000 hours
Configuration	19 quad-color RGBW
Beam Angle	7° to 30°
Field Angle	12.5° to 45°
Lux	(7°): 9,130 lux @ 5 m; (30°): 645 lux @ 5 m
DYNAMIC EFFECTS	
Color Mixing	RGBW
Dimmer	Electronic, 16-bit
Shutter / Strobe	Electronic
Zoom	7° to 30°
Move-in-Black	Yes
Pan / Tilt Range	540° / 270°
CONTROL	
Control Channels	DMX: 8, 10, 21 or 34
Stand Alone Color Mixing	Yes
Color Temperature Presets	2800 to 10000 K
Automatic Pan/Tilt Correction	Yes
Built-in Automated Programs	Yes
Customizable Programs	Yes
Recall Custom Programs	Yes
ELECTRICAL	
AC Voltage Range	100 to 240 V, 50/60 Hz (auto-ranging)
Power Consumption 120 V, 60 Hz	322 W, 2.6 A
Power Consumption 230 V, 50 Hz	304 W, 1.4 A
Power Linking	5 units @ 120V; 9 units @230V
PHYSICAL	
Dimensions	11.6 x 10.6 x 14.5 in (297 x 270 x 369 mm)
Weight	22 lb (10 kg)
Power Connection	Neutrik® powerCON® power input and output connector
Control Connection	3- and 5-pin XLR DMX input and output connectors
LISTINGS	
Certification(s)	CE, MET
Environment	IP20, dry location
OPTIONAL ACCESSORIES	
Cabling	Neutrik® powerCON® (See page 88)
Professional Clamps	CTC-50HC, CTC-50HCN, CTC-50SC (See page 87)



Q-WASH™ 560Z - LED



Q-Wash 560Z-LED is an RGBWA moving yoke wash with a wide zoom range and a variable beam angle. It powers out an impressive 13,100 lux at 5 meters. It boasts 91 high intensity and calibrated red, green, blue, amber and white LEDs to ensure a uniform wash, excellent color rendering and a vast color palette of soft pastels and vivid hues.




Miley Cyrus | Photo courtesy of Musique Xpress

OUTPUT	
Source	91 LEDs 3 W, (0.8 A), 50,000 hours
Configuration	22 red, 23 green, 22 blue, 12 white, 12 amber
Beam Angle	6° to 32°
Field Angle	9° to 37°
Lux	(6°): 13,100 lux @ 5 m; (32°): 917 lux @ 5 m
DYNAMIC EFFECTS	
Color Mixing	RGBAW
Dimmer	Electronic
Shutter/Strobe	Electronic
Zoom	6° to 37°
Move-In-Black	Yes
Pan/Tilt Range	540° /270°
CONTROL	
Control Channels	DMX: 12, 14 or 15
Stand Alone Color Mixing	Yes
Color Temperature Presets	2800 to 10000 K
Automatic Pan/Tilt Correction	Yes
Built-in Automated Programs	Yes
Customizable Programs	Yes
Recall Custom Programs	Yes
ELECTRICAL	
Voltage Range	100 to 240 V, 50/60 Hz (auto-ranging)
Power Consumption 120 V, 60 Hz	309 W, 2.7 A
Power Consumption 230 V, 50 Hz	289 W, 1.4 A
PHYSICAL	
Dimensions	13.3 x 9.1 x 14.2 in (339 x 232 x 361 mm)
Weight	21.2 lb (9.62 kg)
Power Connection	Locking IEC power input
Control Connection	3- and 5-pin DMX input and output connectors
LISTINGS	
Certification(s)	CE, ETLc
Environment	IP20, dry location
OPTIONAL ACCESSORIES	
Professional Clamps	CTC-50HC, CTC-50HCN, CTC-50SC (See page 87)

RGBWA Color Mixing






STRIKE™

The Strike line offers more than just high impact strobe effects. Answering today's demand for multi-functionality, LED-powered Strike strobes are equipped with an innovative all-on feature that allows them to do double duty as floodlights as well as to have ability to run at 100 - 240V. They also save time and money with power linking and the ability to run several units on the same circuit.







Strike 882 combines the explosive power of 882 white SMD LEDs with a rugged cast housing to create an intense, tour-ready strobe and audience blinder. Its low profile and lightweight fixture body houses the 6-segment LED array. Combine pixel control and special effect macros for stunning visual impact. Silent, and fan-free, Strike 882 is ideal for use in noise-sensitive environments. Strike 882 was built with ease-of-use in mind, with 3- and 5-pin DMX connectors and Neutrik® powerCON® in and out.




OUTPUT	
Source	882 LEDs, SMD 5739, 1 W, (250 mA) 50,000 hours
Configuration	882 (CW)
Strobe Rate	0 – 25 Hz
CONTROL	
Control Channels	DMX: 1, 5, 6 or 10
Built-in Automated Programs	Macro via DMX or display
ELECTRICAL	
AC Voltage Range	100 to 240 VAC, 50/60 Hz (auto-ranging)
Power Consumption 120 V, 60 Hz	473 W, 3.90 A
Power Consumption 230 V, 50 Hz	449 W, 2.00 A
Fuse	T 5A 250V
Power Linking	3 units @ 120 V; 6 units @ 230 V
PHYSICAL	
Dimensions	3.1 x 17.9 x 8.7 in (81 x 455 x 221 mm)
Weight	11 lb (5 kg)
Power Connection	Neutrik® powerCON® power input and output connector
Control Connection	3- and 5-pin XLR DMX input and output connectors
LISTINGS	
Certification(s)	CE
Environment	IP20, dry location
OPTIONAL ACCESSORIES	
Cabling	Neutrik® powerCON® (See page 88)
Hardware	CBB-6 Mounting Bracket (See page 73)
Professional Clamps	CTC-50HC, CTC-50HCN, CTC-50SC (See page 87)



Strike 324 offers the power of 324 white SMD LEDs in a rugged cast fixture housing. The low profile fixture body houses the LEDs in eight concentric segments. Combine pixel control and special effect macros for visual impact. Silent and fan-free, Strike 324 is ideal for use in noise-sensitive environments. Strike 324 was built with ease-of-use in mind, with 3- and 5-pin DMX connections and powerCON® in and out.



Xeno 2500 is a rugged, high-impact strobe powered by a 2,500-watt Xenon lamp that detonates energetic flashes of white light that stir up excitement. When multiple units are linked, built-in automated programs trigger several pre-programmed shows via master/slave for an effortless, yet impressive, display. Xeno 2500 is controlled by sound-activation and DMX through 3- and 5-pin connectors.



OUTPUT	
Source	324 LEDs, SMD 5739, 1 W, (250 mA) 50,000 hours
Configuration	324 (CW)
Strobe Rate	0 – 25 Hz
CONTROL	
Control Channels	DMX: 1, 5, 8 or 12
Built-in Automated Programs	Macro via DMX or display
ELECTRICAL	
AC Voltage Range	100 to 240 VAC, 50/60 Hz (auto-ranging)
Power Consumption 120 V, 60 Hz	145 W, 1.21 A
Power Consumption 230 V, 50 Hz	144 W, 0.62 A
Fuse	T 3.15 A 250 V
Power Linking	11 units @ 120 V; 21 units @ 230 V
PHYSICAL	
Dimensions	9 x 3.7 x 9.8 in (230 x 95 x 249 mm)
Weight	6.2 lb (2.8 kg)
Control Connection	3- and 5-pin XLR DMX input and output connectors
Power Connection	Neutrik® powerCON® power input and output connector
LISTINGS	
Certification(s)	CE
Environment	IP20, dry location
OPTIONAL ACCESSORIES	
Cabling	Neutrik® powerCON® (See page 88)
Professional Clamps	CTC-50HC, CTC-50HCN, CTC-50SC (See page 87)

OUTPUT	
Source	2,500 W Xenon lamp, 5600 K, 500 hours
Configuration	Double-ended
Strobe Rate	0.5 to 25 fps in 50 Hz, 0.5 to 30 fps in 60 Hz
CONTROL	
Control Channels	DMX: 3 or 4
Built-in Automated Programs	Yes, with Master/Slave
ELECTRICAL	
Voltage Range	208 to 230 V, 50/60 Hz
Power Consumption 230 V, 50 Hz	15 A @ 230 V
Circuit Breaker	20 A
PHYSICAL	
Dimensions	18.35 x 4.41 x 10.87 in (466 x 112 x 276 mm)
Weight	8.4 lb (3.81 kg)
Control Connection	3- and 5-pin XLR DMX input and output connectors
Power Connection	Bare-wire to Neutrik® powerCON®
LISTINGS	
Certification(s)	CE
Environment	IP20, dry location
OPTIONAL ACCESSORIES	
Cabling	Neutrik® powerCON® (See page 88)
Professional Clamps	CTC-50HC, CTC-50HCN, CTC-50SC (See page 87)



Ovation ED-190WW ellipsoidal spot is a trailblazer, the first high-power LED based fixture that makes it possible to retrofit lamp-based ellipsoidals without scratching off costly investment in dimming systems. Ovation ED-190WW is equally efficient running on constant power and DMX (as LED fixtures typically do), as it is when connected directly to a dimming power source. Advanced onboard electronics automatically detect what type of power and data the fixture receives and it responds accordingly. It performs as well as the original Ovation E-190WW with the same output and tremendous dimming performance. Now everyone can enjoy the benefits of LED lighting without being held back by previous investments made in major dimming systems!




OVATION™

Ovation LED-fitted luminaires are meticulously crafted to meet the high quality standards of professional stage lighting. Styled after conventional theatrical fixtures, the line rivals incandescent counterparts in terms of overall quality, crispness of output, and flattering warm looks. It outperforms them in energy savings, silent operation and coolness to the touch. Selectable dimming curves facilitate compatibility with existing inventories, offering a fantastic opportunity to profitably update aging theatrical installations without compromising excellence.

OUTPUT	
Source	19 LEDs 10 W, (2.8 A) 100,000 hours
Configuration	19 warm white
Installed Optic(s)	19°, 26°, 36°, 50°, 15°-30°, 25°-50° lens tube
Beam Angle 19° Lens Tube	16°
Beam Angle 26° Lens Tube	22°
Beam Angle 36° Lens Tube	31°
Beam Angle 50° Lens Tube	48°
Beam Angle 15°-30° Zoom Lens Tube	14° to 28°
Beam Angle 25°-50° Zoom Lens Tube	18° to 30°
Field Angle 19° Lens Tube	22°
Field Angle 26° Lens Tube	28°
Field Angle 36° Lens Tube	36°
Field Angle 50° Lens Tube	56°
Lux W/19° Lens Tube	4,380 lux @ 5 m
Lux W/26° Lens Tube	2,743 lux @ 5 m
Lux W/36° Lens Tube	1,578 lux @ 5 m
Lux W/50° Lens Tube	624 lux @ 5 m
Lux W/15°-30° Zoom Lens Tube	(15°): 8,810 lux @ 5 m; (30°): 2,351 lux @ 5 m
Lux W/25°-50° Zoom Lens Tube	(25°): 3,616 lux @ 5 m; (50°): 1,090 lux @ 5 m
Color Temperature	3076 K
ELECTRICAL	
Voltage Range	115 or 240 VAC, 50/60 Hz (switchable)
Power Consumption 120 V, 60 Hz	208 W, 1.7 A
Power Consumption 230 V, 50 Hz	200 W, 0.9 A
Power Linking	4 units @ 120 V; 8 units @ 230 V
CONTROL	
Control Channels	DMX: 1, 2, or 3; Dimmer: 1
PHYSICAL	
Dimensions with Lens Tube Extended	26.5 x 15 x 15 in (673 x 380 x 380 mm)
Dimensions with 15°-30° Zoom Lens Tube	42 x 15 x 15 in (1068 x 380 x 380 mm)
Dimensions with 25°-50° Zoom Lens Tube	36.3 x 15 x 15 in (923 x 380 x 280 mm)
Dimensions w/o Lens Tube	21.5 x 15 x 15 in (545 x 380 x 380 mm)
Weight with Lens Tube	20.6 lb (9.25 kg)
Weight with 15°-30° Zoom Lens Tube	30.4 lb (13.79 kg)
Weight with 25°-50° Zoom Lens Tube	28 lb (12.7 kg)
Weight w/o Lens Tube	16.4 lb (7.4 kg)
Power Connection	Neutrik® powerCON® power input and output connector
Control Connection	3- and 5-pin XLR DMX input and output connectors
LISTINGS	
Certification(s)	CE, MET
Environment	IP20
OPTIONAL ACCESSORIES	
Cabling	Neutrik® powerCON® (See page 88)
Professional Clamps	CTC-50HC, CTC-50HCN, CTC-50SC (See page 87)



Powered by 19 10-watt LEDs, Ovation E-190WW delivers an excellent white light with a warm color temperature, a beautiful flat field and high CRI for truer color rendering. It also features standard beam shaping shutters, a gobo/effect slot and lens barrels that are interchangeable with other popular ERS fixtures. Setup is fast and easy using Neutrik® powerCON® power in/out connections as well as the versatility of 3- and 5-pin DMX connections. Selectable dimming curves and 16-bit dimming control ensure smooth and precise fading cues that intermix well with the output of conventional theatre ellipsoidals, offering a unique opportunity to update rental inventories, theaters, studios and retail environments.



OUTPUT	
Source	19 LEDs 10 W, (2.8 A) 100,000 hours
Configuration	19 warm white
Installed Optic(s)	19°, 26°, 36°, 50°, 15°-30°, 25°-50° lens tube
Beam Angle 19° Lens Tube	16°
Beam Angle 26° Lens Tube	22°
Beam Angle 36° Lens Tube	31°
Beam Angle 50° Lens Tube	48°
Beam Angle 15°-30° Zoom Lens Tube	14° to 28°
Beam Angle 25°-50° Zoom Lens Tube	18° to 30°
Field Angle 19° Lens Tube	22°
Field Angle 26° Lens Tube	28°
Field Angle 36° Lens Tube	36°
Field Angle 50° Lens Tube	56°
Lux W/19° Lens Tube	4,380 lux @ 5 m
Lux W/26° Lens Tube	2,743 lux @ 5 m
Lux W/36° Lens Tube	1,578 lux @ 5 m
Lux W/50° Lens Tube	624 lux @ 5 m
Lux W/15°-30° Zoom Lens Tube	(15°): 8,810 lux @ 5 m; (30°): 2,351 lux @ 5 m
Lux W/25°-50° Zoom Lens Tube	(25°): 3,616 lux @ 5 m; (50°): 1,090 lux @ 5 m
Color Temperature	3076 K
ELECTRICAL	
Voltage Range	100 to 240 VAC, 50/60 Hz (auto-ranging)
Power Consumption 120 V, 60 Hz	208 W, 1.7 A
Power Consumption 230 V, 50 Hz	200 W, 0.9 A
Power Linking	4 units @ 120 V; 8 units @ 230 V
CONTROL	
Control Channels	DMX: 1, 2 or 3
PHYSICAL	
Dimensions with Lens Tube Extended	26.5 x 15 x 15 in (673 x 380 x 380 mm)
Dimensions with 15°-30° Zoom Lens Tube	42 x 15 x 15 in (1068 x 380 x 380 mm)
Dimensions with 25°-50° Zoom Lens Tube	36.3 x 15 x 15 in (923 x 380 x 280 mm)
Dimensions w/o Lens Tube	21.5 x 15 x 15 in (545 x 380 x 380 mm)
Weight with Lens Tube	20.6 lb (9.25 kg)
Weight with 15°-30° Zoom Lens Tube	30.4 lb (13.79 kg)
Weight with 25°-50° Zoom Lens Tube	28 lb (12.7 kg)
Weight w/o Lens Tube	16.4 lb (7.4 kg)
Power Connection	Neutrik® powerCON® power input and output connector
Control Connection	3- and 5-pin XLR DMX input and output connectors
LISTINGS	
Certification(s)	CE, MET
Environment	IP20
OPTIONAL ACCESSORIES	
Cabling	Neutrik® powerCON® (See page 88)
Professional Clamps	CTC-50HC, CTC-50HCN, CTC-50SC (See page 87)



Ovation sturdy lens tubes fit the Ovation E-190 ellipsoidal style spotlights as well as other standard ERS units. Ovation lens tubes are made of high quality optical glass and are designed to survive the rigors of touring, broadcast, and theatrical production. Each lens tube comes with an industry standard 6.25-inch or 7.5-inch gel frame.

PHYSICAL	
Dimensions 19°, 26°, 36° & 50° Lens Tubes	6.8 x 6.8 x 9.7 in (173 x 173 x 245 mm)
Dimensions 15°-30° Lens Tube	20.5 x 14.6 x 14.6 in (523 x 371 x 371 mm)
Dimensions 25°-50° Lens Tube	14.8 x 14.6 x 14.6 in (378 x 371 x 371 mm)
Weight 19°, 26° Lens Tube	4.2 lb (1.91 kg)
Weight 36°, 50° Lens Tube	3.8 lb (1.72 kg)
Weight 15°-30° Lens Tube	14 lb (6.35 kg)
Weight 25°-50° Lens Tube	7.4 lb (5.26 kg)
LISTINGS	
Certification(s)	CE
Environment	IP20
INCLUDED ACCESSORIES	
Hardware	Gel Frame (6.25 in/159 mm): 19°, 26°, 36° & 50° Gel Frame (7.5 in/190.5 mm): 15°-30°, 25°-50°



Ovation Min-E-10WW is the perfect complement in form and function to the bigger Ovation E-190WW in a handy, almost pocket sized version. Powered by a punchy 10W warm white LED, this ultra discreet ellipsoidal features a four-blade shutter system to efficiently and cleanly crop light from unwanted areas, and the interchangeable lens tubes slide in and lock down at the desired focus point. Ovation Min-E-10WW is easily dimmed using external LED lighting dimmer packs.



OUTPUT	
Source	1 LED 10W, (733 mA) 50,000 hours
Configuration	1 warm white
Beam Angle 19° Lens Tube	12°
Beam Angle 36° Lens Tube	21°
Field Angle 19° Lens Tube	19°
Field Angle 36° Lens Tube	35°
Lux W/19° Lens Tube	261 lux @ 5 m
Lux W/36° Lens Tube	104 lux @ 5 m
Color Temperature	3053 K
ELECTRICAL	
Voltage Range	120 VAC, 60 Hz
Power Consumption 120 V, 60 Hz	12 W, 0.09 A
PHYSICAL	
Dimensions with Lens Tube Extended	11.5 x 4.3 x 9.1 in (291 x 108 x 232 mm)
Dimensions w/o Lens Tube	8.9 x 4.3 x 9.1 in (225 x 108 x 232 mm)
Weight with Lens Tube	3.2 lb (1.5 kg)
Weight w/o Lens Tube	2.8 lb (1.3 kg)
Power Connection	Edison plug to hard-wired
LISTINGS	
Certification(s)	CE, MET
Environment	IP20



19° or 36° Lens Tubes



Ovation H-105WW incorporates COB LED technology to deliver an outstandingly even warm white light that flatters any performer. Convection cooled for silent operation and featuring adjustable PWM to avoid flickering, this house light is ideal for live and televised applications in a variety of venues including theatres, houses of worship and recital halls. Remote device management and 16-bit dimming allow a great deal of flexibility when programming this stage-ready fixture, which offers 5-pin XLR and terminal blocks for DMX connections. Interchangeable lenses for height adjustment are another indispensable feature in theatrical and house of worship applications. For even more versatility, the yoke can be completely removed and the fixture suspended, pendant style, from a loop on the back plate.



OUTPUT	
Source	1 LED 100 W, (1.1 A) 50,000 hours
Configuration	1 warm white
Installed Optic(s)	15°, 30°, 42°, 60° lens
Beam Angle 15° Lens	17°
Beam Angle 30° Lens	30°
Beam Angle 42° Lens	35°
Beam Angle 60° Lens	41°
Field Angle 15° Lens	27°
Field Angle 30° Lens	49°
Field Angle 42° Lens	61°
Field Angle 60° Lens	74°
Lux W/15° Lens	1,725 lux @ 5 m
Lux W/30° Lens	669 lux @ 5 m
Lux W/42° Lens	473 lux @ 5 m
Lux W/60° Lens	328 lux @ 5 m
Lumens W/15° Lens	5,350
Lumens W/30° Lens	3,681
Lumens W/42° Lens	5,449
Lumens W/60° Lens	5,232
Color Temperature	3048 K
PWM Frequency	600, 900, 1,200, 1,800, 2,000, 4,000 or 25,000 Hz
ELECTRICAL	
Voltage Range	100 to 240 VAC, 50/60 Hz (auto-ranging)
Power Consumption 120 V, 60 Hz	109 W, 1.0 A
Power Consumption 230 V, 50 Hz	110 W, 0.48 A
CONTROL	
Control Channels	DMX: 1, 2, or 4
RDM Functions	Address, Personality, Temperature Monitor
PHYSICAL	
Dimensions	17.4 x 8.7 x 6.4 in (441 x 221 x 162 mm)
Weight with Lens Tube	14.2 lb (6.5 kg)
Power Connection	Bare-wired
Control Connection	5-pin XLR DMX input and output connectors, terminal block input and output connectors
LISTINGS	
Certification(s)	CE, MET
Environment	IP20
INCLUDED ACCESSORIES	
Lensing	15°, 30°, 42°, 60°
Hardware	Egg crate louver
OPTIONAL ACCESSORIES	
Professional Clamps	CTC-50HC, CTC-50HCN, CTC-50SC (See page 87)




Powered by 16 10-watt LEDs, **Ovation F-165WW** delivers a smooth, even wash with a warm color temperature, a beautiful soft field and high CRI. It also features an easily adjustable, motorized zoom with a range from 25° to 76° and can accommodate barn doors for glare reduction and beam shaping. Selectable and smooth 16-bit dimming curves make it compatible with older, traditional theatre Fresnels. Focusing is a breeze even without a board operator, thanks to manual overrides for zoom and dimming on the back of the unit. Ovation F-165WW is a perfect fit in theatres, studios or other environments that require smooth, even washes of light.



OUTPUT	
Source	16 LEDs 10 W, (2.8 A) 100,000 hours
Configuration	16 warm white
Beam Angle	14° to 55°
Field Angle	25° to 76°
Lux	(14°): 1,860 lux @ 5 m; (55°): 285 lux @ 5 m
Color Temperature	3184 K
ELECTRICAL	
Voltage Range	100 to 240 VAC, 50/60 Hz (auto-ranging)
Power Consumption 120 V, 60 Hz	170 W, 1.41 A
Power Consumption 230 V, 50 Hz	166 W, 0.78 A
Power Linking	5 units @ 120 V; 10 units @ 230 V
CONTROL	
Control Channels	DMX: 1, 2 or 5
PHYSICAL	
Dimensions	16.5 x 11 x 10 in (418 x 283 x 255 mm)
Weight	14.6 lb (6.6 kg)
Power Connection	Neutrik® powerCON® power input and output connector
Control Connection	3- and 5-pin DMX input and output connectors
LISTINGS	
Certification(s)	CE, MET
Environment	IP20, dry location
INCLUDED ACCESSORIES	
Hardware	Gel Frame (7.5 in/190.5 mm)
OPTIONAL ACCESSORIES	
Hardware	OF75BARNDOOR Barn Doors
Cabling	Neutrik® powerCON® (See page 88)
Professional Clamps	CTC-50HC, CTC-50HCN, CTC-50SC (See page 87)

Shown with optional Ovation F 7.5" Barn Door (Sold separately)




Ovation FD-165WW is a Fresnel wash utilizing data and power sensors that make it possible to run on both dimming power systems and constant power rigs. Even when the fixture is used on a dimming system, our proprietary motorized zoom is still easily accessed by the rotary knob on the back of the fixture. The phenomenal dimming and the smooth, even field of light produced by the original Ovation F-165WW, are still present but are now made accessible to operators who otherwise hesitated to make the switch to LED lights due to costly investment in dimming systems.



OUTPUT	
Source	16 LEDs 10 W, (2.8 A) 100,000 hours
Configuration	16 warm white
Beam Angle	14° to 55°
Field Angle	25° to 76°
Lux	(14°): 1,860 lux @ 5 m; (55°): 285 lux @ 5 m
Color Temperature	3184 K
ELECTRICAL	
Voltage Range	115 or 240 VAC, 50/60 Hz (switchable)
Power Consumption 120 V, 60 Hz	170 W, 1.41 A
Power Consumption 230 V, 50 Hz	166 W, 0.78 A
Power Linking	5 units @ 120 V; 10 units @ 230 V
CONTROL	
Control Channels	DMX: 1, 2, or 5; Dimmer: 1
PHYSICAL	
Dimensions	16.5 x 11 x 10 in (418 x 283 x 255 mm)
Weight	14.6 lb (6.6 kg)
Power Connection	Neutrik® powerCON® power input and output connector
Control Connection	3- and 5-pin DMX input and output connectors
LISTINGS	
Certification(s)	CE, MET
Environment	IP20, dry location
INCLUDED ACCESSORIES	
Hardware	Gel Frame (7.5 in/190.5 mm)
OPTIONAL ACCESSORIES	
Hardware	OF75BARNDOOR Barn Doors
Cabling	Neutrik® powerCON® (See page 88)
Professional Clamps	CTC-50HC, CTC-50HCN, CTC-50SC (See page 87)

Shown with optional Ovation F 7.5" Barn Door (Sold separately)





Ovation F-95WW delivers a beautiful soft flat field with high-quality glass optics. Ovation F-95WW is built to work on its own in a variety of stage and TV applications, and jointly with the larger Ovation F-165WW. A massive zoom range of 21° to 83° and a beautifully soft, warm white wash with high CRI make it a versatile replacement for aging six-inch Fresnels. A virtually quiet operation and smooth 16-bit dimming control make it a perfect choice for theatrical and/or studio applications. Manual override for dimming and a manually adjustable zoom make this a “set it and forget it” fixture.



OUTPUT	
Source	9 LEDs 10 W, (2.8 A) 100,000 hours
Configuration	9 warm white
Beam Angle	11° to 60°
Field Angle	21° to 83°
Lux	(11°): 1,430 @ 5 m; (60°): 133 @ 5 m
Color Temperature	3199 K
ELECTRICAL	
Voltage Range	100 to 240 VAC, 50/60 Hz (auto-ranging)
Power Consumption 120 V, 60 Hz	108 W, 0.89 A
Power Consumption 230 V, 50 Hz	110 W, 0.48 A
Power Linking	15 units @ 120 V; 28 units @ 230 V
CONTROL	
Control Channels	DMX: 1, 2 or 3
PHYSICAL	
Dimensions	12.8 x 11 x 15.2 in (325 x 279 x 389 mm)
Weight	13.4 lb (6.1 kg)
Power Connection	Neutrik® powerCON® power input and output connector
Control Connection	3- and 5-pin XLR DMX input and output connectors
LISTINGS	
Certification(s)	CE, MET
Environment	IP20, dry location
INCLUDED ACCESSORIES	
Hardware	Gel Frame (6.25 in/159 mm)
OPTIONAL ACCESSORIES	
Hardware	OF625BARNDOOR Barn Doors
Cabling	Neutrik® powerCON® (See page 88)
Professional Clamps	CTC-50HC, CTC-50HCN, CTC-50SC (See page 87)

Shown with optional Ovation F 6.25" Barn Door (Sold separately)



Ovation C-640FC is a great LED replacement for halogen cyc lights. It can create practically any color in the gel books while consuming less power than traditional fixtures. The addition of white and amber chips affords superb color rendering and a vast palette from soft pastels to saturated hues. It features the Virtual Color Wheel (VCW) that gives instant access to the industry's most popular cyc and strip colors and is accessible in standalone or via DMX. Power linking is fast and convenient using industry standard Neutrik® powerCON® connectors. Ovation C-640FC is theatre-ready with 16-bit dimming control (master dimmer and individual color).



OUTPUT	
Source	64 LEDs 3 to 5 W, (850 mA) 50,000 hours
Configuration	16 red, 16 green, 16 blue, 8 white, 8 amber
Beam Angle	35°
Field Angle	65°
Lux	141 lux @ 5 m
Color Temperature	2800 to 10000 K
ELECTRICAL	
Voltage Range	100 to 240 VAC, 50/60 Hz (auto-ranging)
Power Consumption 120 V, 60 Hz	175 W, 1.44 A
Power Consumption 230 V, 50 Hz	173 W, 0.76 A
Power Linking	9 units @ 120 V; 18 units @ 230 V
CONTROL	
Control Channels	DMX: 3, 4, 5, 6, 7, 8, 12, 18 or 24
Virtual Color Wheel	Yes
PHYSICAL	
Dimensions	15.3 x 12.2 x 11.7 in (390 x 310 x 298 mm)
Weight	22 lb (9.98 kg)
Power Connection	Neutrik® powerCON® power input and output connector
Control Connection	3- and 5-pin XLR DMX input and output connectors
LISTINGS	
Certification(s)	CE, MET
Environment	IP20, dry location
INCLUDED ACCESSORIES	
Hardware	Gel Frames
OPTIONAL ACCESSORIES	
Cabling	Neutrik® powerCON® (See page 88)
Professional Clamps	CTC-50HC, CTC-50HCN, CTC-50SC (See page 87)

RGBWA Color Mixing




COLORADO™ & COLORDASH™


Colorado is the market's most proven, reliable and emulated line of static LED wash lights, built for a variety of applications—touring, stage, film, TV studios, and permanent installation. Rugged, flicker-free and energy efficient, these indoor and outdoor luminaires are ready for deployment for the most taxing projects. Calibrated LEDs ensure color consistency for flawless, seamless washes, while ingenious dimming curves rival fade out cues of conventional lights.

Colordash is a line of discreet, energy-saving LED fixtures conceived to fit any décor seamlessly. They perform excellent color washes and are HD video friendly.





Colorado Batten Quad-9 Tour stands out with bright, 10-watt quad-colored (RGBW) LEDs. Versatile, this light can go from a wall washer to a direct-view effect fixture for pixel mapping—all with superior color and 16-bit dimming. Secure Neutrik® powerCON® in addition to 3-pin and 5-pin DMX input/output connectors and its solid construction make it perfect for theatres, touring productions, and all forms of studio environments.



OUTPUT	
Source	9 LEDs 10 W, (800 mA), 50,000 hours
Configuration	9 quad-color RGBW
Installed Optic(s)	15°
Beam Angle	17°
Field Angle	31°
Lux	1,026 lux @ 5 m
Color Temperature Range	2800 to 10000 K
ELECTRICAL	
Voltage Range	100 to 240 V, 50/60 Hz (auto-ranging)
Power Consumption 120 V, 60 Hz	181 W, 1.51 A
Power Consumption 230 V, 50 Hz	206 W, 0.90 A
Power Linking	9 units @ 120 V; 15 units @ 230 V
CONTROL	
Control Channels	DMX: 3, 4, 5, 6, 9, 11, 16, 27 or 36
Dimming	Electronic, 16-bit
Stand Alone Color Mixing	Yes
Color Temperature Presets	Yes
Built-in Automated Programs	5 selectable dimming curves
Customizable Programs	Yes
Recall Custom Programs	Yes
PHYSICAL	
Dimensions	38 x 7.8 x 7.5 in (975 x 200 x 190 mm)
Weight	14.4 lb (6.5 kg)
Power Connection	Neutrik® powerCON® power input and output connector
Control Connection	3- and 5-pin XLR DMX input and output connectors
LISTINGS	
Certification(s)	CE, MET
Environment	IP20, dry location
OPTIONAL ACCESSORIES	
Optics	Color Blending Filter (20°, 60° x 1°) (See page 88)
Cabling	Neutrik® powerCON® (See page 88)
Professional Clamps	CTC-50HC, CTC-50HCN, CTC-50SC (See page 87)

RGBW Color Mixing



Colorado 4 IP is an exceptional outdoor-rated linear wash light with four powerful 40 W quad-colored (RGBW) LEDs. The incorporation of white LEDs widens the color palette while 15-degree lenses produce a powerful punch of homogenized color. Individual pixel programming enhances the visual impact of this versatile and resilient fixture. A removable yoke doubles as a mounting bracket for stacking an array of up to four units that maintain a perfect pixel pitch.



RGBW Color Mixing



OUTPUT	
Source	4 LEDs 40 W, (1,000 mA), 50,000 hours
Configuration	4 quad-color RGBW
Installed Optic(s)	15°
Beam Angle	12°
Field Angle	26°
Lux	3,600 lux @ 5 m
Color Temperature Range	2800 to 10000 K
ELECTRICAL	
Voltage Range	100 to 240 V, 50/60 Hz (auto-ranging)
Power Consumption 120 V, 60 Hz	222 W, 1.89 A
Power Consumption 230 V, 50 Hz	216 W, 0.94 A
Power Linking	5 units @ 120 V; 10 units @ 230 V
CONTROL	
Control Channels	DMX: 3, 4, 5, 6, 8, 11, 12 or 16
Dimming	Electronic, 16-bit
Stand Alone Color Mixing	Yes
Color Temperature Presets	Yes
Built-in Automated Programs	8 selectable dimming curves
Customizable Programs	Yes
Recall Custom Programs	Yes
PHYSICAL	
Dimensions	22 x 5.4 x 8.7 in (560 x 138 x 221 mm)
Weight	22.4 lb (10.16 kg)
Power Connection	Edison to proprietary IP66 input power cord (65 in / 1.6 m)
Control Connection	5-pin XLR DMX to proprietary IP66 input cable (6.5 in/165 mm)
LISTINGS	
Certification(s)	CE, MET
Environment	IP66, outdoor/wet, with pressure equalizing M12 GORE® valve
OPTIONAL ACCESSORIES	
Optics	Color Blending Filter (20°, 60° x 1°) (See page 88)
Cabling	IP5 Power, and IP5 Sig extension cables (See page 88)
Professional Clamps	CTC-50HC, CTC-50HCN, CTC-50SC (See page 87)

COLORADO™ BATTEN 144 TOUR



Colorado Batten 144 Tour is a batten-style wash with 144 calibrated red, green, blue, white and amber LEDs. The incorporation of white and amber LEDs affords superb color rendering and a vast palette from soft pastels to saturated hues. Five selectable dimming curves provide smooth fades at the bottom end. Dual 15- and 30-degree optics help cover long throws smoothly and evenly. This outstanding linear fixture can serve as an excellent cyc light. Thanks to versatile trunnions, floor or truss mounting is a breeze.




OUTPUT	
Source	144 LEDs 1 W, (350 mA) 50,000 hours
Configuration	36 red, 36 green, 36 blue, 18 white, 18 amber
Installed Optic(s)	15° and 30°
Beam Angle	17.3°
Field Angle	36.2°
Lux	2,075 lux @ 5 m
Color Temperature Range	2800 to 10000 K
ELECTRICAL	
Voltage Range	100 to 240 V, 50/60 Hz (auto-ranging)
Power Consumption 120 V, 60 Hz	171 W, 1.39 A
Power Consumption 230 V, 50 Hz	158 W, 0.71 A
Power Linking	3 units @ 120 V; 5 units @ 230 V
CONTROL	
Control Channels	DMX: 3, 4, 5, 6, 7, 9, 12 or 15
Dimming	Electronic
Stand Alone Color Mixing	Yes
Color Temperature Presets	Yes
Built-in Automated Programs	5 selectable dimming curves
Customizable Programs	Yes
Recall Custom Programs	Yes
PHYSICAL	
Dimensions	39.3 x 5.2 x 8.2 in (998 x 132 x 209 mm)
Weight	19.6 lb (8.89 kg)
Power Connection	Neutrik® powerCON® power input and output connector
Control Connection	3- and 5-pin DMX input and output connectors
LISTINGS	
Certification(s)	CE, ETLc
Environment	IP20, dry location
INCLUDED ACCESSORIES	
Hardware	Glare Shield
OPTIONAL ACCESSORIES	
Optics	Color Blending Filter (20°, 60° x 1°) (See page 88)
Cabling	Neutrik® powerCON® (See page 88)
Professional Clamps	CTC-50HC, CTC-50HCN, CTC-50SC (See page 87)

RGBWA Color Mixing



COLORADO™ BATTEN 72 TOUR



Colorado Batten 72 Tour is a market leading batten-style wash light powered by 72 calibrated red, green, blue, white and amber LEDs. The incorporation of white and amber LEDs affords superb color rendering and a vast palette from soft pastels to saturated hues. Its 16-bit dimming capability as well as five selectable dimming curves provide smooth fades and facilitates its incorporation into aging traditional rigs. Integrated trunnions accommodate clamps for vertical or horizontal hanging.



STATIC WASH LIGHTS


OUTPUT	
Source	72 LEDs 1 W, (350 mA) 50,000 hours
Configuration	18 red, 18 green, 18 blue, 9 white, 9 amber
Installed Optic(s)	30°
Beam Angle	25°
Field Angle	43°
Lux	655 lux @ 5 m
Color Temperature Range	2800 to 10000 K
ELECTRICAL	
Voltage Range	100 to 240 V, 50/60 Hz (auto-ranging)
Power Consumption 120 V, 60 Hz	145 W, 1.2 A
Power Consumption 230 V, 50 Hz	148 W, 0.64 A
Power Linking	11 units @ 120 V; 21 units @ 230 V
CONTROL	
Control Channels	DMX: 3, 4, 5, 6, 7, 9, 12, 15 or 18
Dimming	Electronic, 16-bit
Stand Alone Color Mixing	Yes
Color Temperature Presets	Yes
Built-in Automated Programs	9 selectable dimming curves
Customizable Programs	Yes
Recall Custom Programs	Yes
PHYSICAL	
Dimensions	38.9 x 2.9 x 6.1 in (989 x 74 x 156 mm)
Weight	9.8 lb (4.4 kg)
Power Connection	Neutrik® powerCON® power input and output connector
Control Connection	3- and 5-pin DMX input and output connectors
LISTINGS	
Certification(s)	CE, ETLc
Environment	IP20, dry location
OPTIONAL ACCESSORIES	
Optics	Color Blending Filter (20°, 60° x 1°) (See page 88)
Cabling	Neutrik® powerCON® (See page 88)
Professional Clamps	CTC-50HC, CTC-50HCN, CTC-50SC (See page 87)

RGBWA Color Mixing





Colorado 2-Quad Zoom IP is one of the brightest and most powerful wash lights in the Colorado IP family. The 14 quad-color LEDs and wide-range zoom of 11° to 43° give designers the color mixing and beam size flexibility to create both specific spot lighting and large area washes with the same fixture. The 16-bit dimming ensures beautiful fades and low-level lighting looks. Colorado 2-Quad Zoom IP has IP66 rated connections and hardware for extra endurance, making it an excellent choice for theatre installs as well as touring, broadcast, and outdoor events.



OUTPUT	
Source	14 LEDs 15 W, (985mA), 50,000 hours
Configuration	14 quad-color RGBW
Beam Angle	6° to 30°
Field Angle	11° to 43°
Lux	(6°): 8,000 lux @ 5 m; (30°): 695 lux @ 5 m
Color Temperature Range	2800 to 10000 K
ELECTRICAL	
Voltage Range	100 to 240 V, 50/60 Hz (auto-ranging)
Power Consumption 120 V, 60 Hz	206 W, 1.8 A
Power Consumption 230 V, 50 Hz	217 W, 0.94 A
Power Linking	7 units @ 120 V; 14 units @ 230 V
CONTROL	
Control Channels	DMX: 3, 4, 5, 6, 7, 12 or 17
Dimming	Electronic, 16-bit
Stand Alone Color Mixing	Yes
Color Temperature Presets	Yes
Built-in Automated Programs	9 selectable dimming curves
Customizable Programs	Yes
Recall Custom Programs	Yes
PHYSICAL	
Dimensions	11.1 x 9.3 x 13.8 in (283 x 236 x 348 mm)
Weight	18.2 lb (8.7 kg)
Power Connection	Edison to proprietary IP66 input power cord (65 in / 1.6 m)
Control Connection	5-pin XLR DMX to proprietary IP66 input cable (65 in / 1.6 m)
LISTINGS	
Certification(s)	CE, MET
Environment	IP66, outdoor/wet, with pressure equalizing M12 GORE® valve
INCLUDED ACCESSORIES	
Hardware	Gel Frame Holder (9 in/229 mm) with Frame
OPTIONAL ACCESSORIES	
Optics	Color Blending Filter (20°, 60° x 1°) (See page 88)
Cabling	IP5 Power, and IP5 Sig extension cables (See page 88)
Professional Clamps	CTC-50HC, CTC-50HCN, CTC-50SC (See page 87)





Included Gel Frame Holder

RGBW Color Mixing



Colorado 2-Quad Zoom Tour is a reliable PAR-style powerhouse featuring fourteen 15-watt quad-color RGBW LEDs, a zoom range of 11° to 43° and nine dimming curves offering the creative freedom of use as a beam, a wide flood, or both in the same rig. Secure Neutrik® powerCON® in addition to 3-pin and 5-pin DMX input/output connections and its tough construction make it a reliable, tour-ready addition to any rig.



OUTPUT	
Source	14 LEDs 15 W, (985 mA), 50,000 hours
Configuration	14 quad-color RGBW
Installed Optic(s)	Zoomable optics from 6° to 30°
Beam Angle	6° to 30°
Field Angle	11° to 43°
Lux	(6°): 8,000 lux @ 5 m; (30°): 695 lux @ 5 m
Color Temperature Range	2800 to 10000 K
ELECTRICAL	
Voltage Range	100 to 240 V, 50/60 Hz (auto-ranging)
Power Consumption 120 V, 60 Hz	205 W, 1.71 A
Power Consumption 230 V, 50 Hz	212 W, 0.93 A
Power Linking	7 units @ 120 V; 14 units @ 230 V
CONTROL	
Control Channels	DMX: 3, 4, 5, 6, 7, 12 or 17
Dimming	Electronic, 16-bit
Stand Alone Color Mixing	Yes
Color Temperature Presets	Yes
Built-in Automated Programs	9 selectable dimming curves
Customizable Programs	Yes
Recall Custom Programs	Yes
PHYSICAL	
Dimensions	11.1 x 9.3 x 13.8 in (283 x 236 x 348 mm)
Weight	17.8 lb (8.1 kg)
Power Connection	Neutrik® powerCON® power input and output connector
Control Connection	3- and 5-pin XLR DMX input and output connectors
LISTINGS	
Certification(s)	CE, MET
Environment	IP20, dry location
INCLUDED ACCESSORIES	
Hardware	Gel Frame Holder (9 in/229 mm) with Frame
OPTIONAL ACCESSORIES	
Optics	Color Blending Filter (20°, 60° x 1°) (See page 88)
Cabling	Neutrik® powerCON® (See page 88)
Professional Clamps	CTC-50HC, CTC-50HCN, CTC-50SC (See page 87)



Included Gel Frame Holder

RGBW Color Mixing



COLORADO™ 2 - QUAD ZOOM VW TOUR



Colorado 2-Quad Zoom VW Tour is a bright PAR-style variable white wash fixture featuring fourteen 15-watt quad-LEDs with tunable color temperature from 2700 K to 10000 K for use in any application, from matching tungsten sources all the way up to and beyond daylight. A zoom range of 11° to 45° degrees, and five dimming curves allow the creative use of the fixture as a beam, wide flood, wash, or both in the same rig.




OUTPUT	
Source	14 LEDs 15 W, (985 mA), 50,000 hours
Configuration	14 quad-LEDs (2 warm white, 2 cool white per quad-LED)
Beam Angle	6° to 30°
Field Angle	11° to 45°
Lux	(6°): 3,617 lux @ 5 m; (30°): 585 lux @ 5 m
Color Temperature Range	2570 to 10300 K
ELECTRICAL	
Voltage Range	100 to 240 V, 50/60 Hz (auto-ranging)
Power Consumption 120 V, 60 Hz	170 W, 1.04 A
Power Consumption 230 V, 50 Hz	163 W, 0.76 A
Power Linking	13 units @ 120 V; 17 units @ 230 V
CONTROL	
Control Channels	DMX: 1, 6, or 10
Dimming	Electronic, 16-bit
Stand Alone Color Mixing	Yes
Color Temperature Presets	Yes
Built-in Automated Programs	9 selectable dimming curves
Customizable Programs	Yes
Recall Custom Programs	Yes
PHYSICAL	
Dimensions	11.1 x 9.3 x 13.8 in (283 x 236 x 348 mm)
Weight	17.8 lb (8.1 kg)
Power Connection	Neutrik® powerCON® power input and output connector
Control Connection	3- and 5-pin XLR DMX input and output connectors
LISTINGS	
Certification(s)	CE, MET
Environment	IP20, dry location
INCLUDED ACCESSORIES	
Hardware	Gel Frame Holder (9 in/229 mm) with Frame
OPTIONAL ACCESSORIES	
Optics	Color Blending Filter (20°, 60° x 1°) (See page 88)
Cabling	Neutrik® powerCON® (See page 88)
Professional Clamps	CTC-50HC, CTC-50HCN, CTC-50SC (See page 87)



Included Gel Frame Holder

Color Temperature Range



COLORADO™ 1 - QUAD IP



Colorado 1-Quad IP loads seven 10-watt quad-colored LEDs into a compact and robust IP66-rated housing, perfect indoors or out. The white in the quad-colored emitters is conducive to a truer white spectrum and boosts the overall color range to include more subtle pastels. An individually controlled center LED adds more flexibility to the color mixing, and a versatile split-yoke bracket allows floor or truss mounting. Colorado 1-Quad IP also includes an attachable gel frame holder.



OUTPUT	
Source	7 LEDs 10 W, (2.8 A), 50,000 hours
Configuration	7 quad-color RGBW
Installed Optic(s)	8°
Beam Angle	11.5°
Field Angle	25°
Lux	1,520 lux @ 5 m
Color Temperature Range	2800 to 10000 K
ELECTRICAL	
Voltage Range	100 to 240 V, 50/60 Hz (auto-ranging)
Power Consumption 120 V, 60 Hz	135 W, 1.15 A
Power Consumption 230 V, 50 Hz	142 W, 0.63 A
Power Linking	11 units @ 120 V; 21 units @ 230 V
CONTROL	
Control Channels	DMX: 3, 4, 5, 6, 8, 10, 15 or 23
Dimming	Electronic, 16-bit
Stand Alone Color Mixing	Yes
Color Temperature Presets	Yes
Built-in Automated Programs	5 selectable dimming curves
Customizable Programs	Yes
Recall Custom Programs	Yes
PHYSICAL	
Dimensions	7.5 x 9.4 x 11.7 in (191 x 239 x 299 mm)
Weight	11.5 lb (5.22 kg)
Power Connection	Edison to proprietary IP66 input power cord (65 in / 1.6 m)
Control Connection	5-pin XLR DMX to proprietary IP66 input cable (65 in / 1.6 m)
LISTINGS	
Certification(s)	CE, MET
Environment	IP66, outdoor/wet, with pressure equalizing M12 GORE® valve
INCLUDED ACCESSORIES	
Hardware	Gel Frame Holder (7.5 in/190.5 mm) with Frame
OPTIONAL ACCESSORIES	
Optics	Color Blending Filter (20°, 60° x 1°) (See page 88)
Cabling	IP5 Power, and IP5 Sig extension cables (See page 88)
Professional Clamps	CTC-50HC, CTC-50HCN, CTC-50SC (See page 87)



Included Gel Frame Holder

RGBW Color Mixing



STATIC WASH LIGHTS



Colorado 1-Quad Zoom Tour is a ruggedly built wash light with seven high output RGBW LEDs delivering big time power in a compact package. As flexible as it is powerful, it excels at highlighting specific areas or flooding an entire stage, thanks to its wide zoom range of 16° to 48° and five dimming curves. Other features include 16-bit dimming of individual colors plus master dimmer and an attachable gel frame holder. Secure Neutrik® powerCON® and direct 3-pin and 5-pin DMX connectors make installation easy on tours and at permanent sites.



OUTPUT	
Source	7 LEDs 15 W, (1,000 mA), 50,000 hours
Configuration	7 quad-color RGBW
Beam Angle	7° to 29°
Field Angle	16° to 48°
Lux	(7°): 3,950 lux @ 5 m; (29°): 330 lux @ 5 m
Color Temperature Range	2800 to 10000 K
ELECTRICAL	
Voltage Range	100 to 240 V, 50/60 Hz (auto-ranging)
Power Consumption 120 V, 60 Hz	129 W, 1.08 A
Power Consumption 230 V, 50 Hz	124 W, 0.57 A
Power Linking	12 units @ 120 V; 23 units @ 230 V
CONTROL	
Control Channels	DMX: 3, 4, 5, 6, 7, 10, 12, 17 or 25
Dimming	Electronic, 16-bit
Stand Alone Color Mixing	Yes
Color Temperature Presets	Yes
Built-in Automated Programs	9 selectable dimming curves
Customizable Programs	Yes
Recall Custom Programs	Yes
PHYSICAL	
Dimensions	13.14 x 9.25 x 7.48 in (334 x 235 x 190 mm)
Weight	14.8 lb (6.7 kg)
Power Connection	Neutrik® powerCON® power input and output connector
Control Connection	3- and 5-pin DMX input and output connectors
LISTINGS	
Certification(s)	CE, MET
Environment	IP20, dry location
INCLUDED ACCESSORIES	
Hardware	Gel Frame Holder (7.5 in/190.5 mm) with Frame
OPTIONAL ACCESSORIES	
Optics	Color Blending Filters (20°, 60° x 1°) (See page 88)
Cabling	Neutrik® powerCON® (See page 88)
Professional Clamps	CTC-50HC, CTC-50HCN, CTC-50SC (See page 87)




Included Gel Frame Holder

RGBW Color Mixing



Powered by seven 10-watt quad-colored RGBW LEDs, Colorado 1-Quad Tour is a compact and tour-ready wash light with a truer white spectrum, a vast color palette ranging from vivid hues to soft pastels and smooth selectable dimming curves. A split yoke bracket allows floor or truss mounting and Neutrik® powerCON® connectors facilitate fast and secure setup. Optional (20° and 60° x 1°) color blending filters and an individually controlled center LED further enhance this unit's outstanding performance. Colorado 1-Quad Tour also includes an attachable gel frame holder.



OUTPUT	
Source	7 LEDs 10 W, (2.8 A), 50,000 hours
Configuration	7 quad-color RGBW
Installed Optic(s)	8°
Beam Angle	11.5°
Field Angle	25°
Lux	1,520 lux @ 5 m
Color Temperature Range	2800 to 10000 K
ELECTRICAL	
Voltage Range	100 to 240 V, 50/60 Hz (auto-ranging)
Power Consumption 120 V, 60 Hz	135 W, 1.15 A
Power Consumption 230 V, 50 Hz	142 W, 0.63 A
Power Linking	11 units @ 120 V; 21 units @ 230 V
CONTROL	
Control Channels	DMX: 3, 4, 5, 6, 8, 10, 15 or 23
Dimming	Electronic, 16-bit
Stand Alone Color Mixing	Yes
Color Temperature Presets	Yes
Built-in Automated Programs	5 selectable dimming curves
Customizable Programs	Yes
Recall Custom Programs	Yes
PHYSICAL	
Dimensions	7.5 x 9.4 x 12.6 in (191 x 239 x 319 mm)
Weight	11.5 lb (5.2 kg)
Power Connection	Neutrik® powerCON® power input and output connector
Control Connection	3- and 5-pin DMX input and output connectors
LISTINGS	
Certification(s)	CE, MET
Environment	IP20, dry location
INCLUDED ACCESSORIES	
Hardware	Gel Frame Holder (7.5 in/190.5 mm) with Frame
OPTIONAL ACCESSORIES	
Optics	Color Blending Filters (20°, 60° x 1°) (See page 88)
Cabling	Neutrik® powerCON® (See page 88)
Professional Clamps	CTC-50HC, CTC-50HCN, CTC-50SC (See page 87)



Included Gel Frame Holder

RGBW Color Mixing





Colorado 1-Tri IP is an IP66-rated LED wash with 14 intense, calibrated tri-colored LEDs. This outdoor-rated workhorse is an ideal front light as high efficiency optics and tri-colored LEDs eliminate multicolored shadows while selectable dimming curves ensure compatibility with an older non-LED rig. Optional (20° and 60° x 1°) color blending filters further enhance this unit's outstanding performance. Colorado 1-Tri IP also includes an attachable gel frame holder.



OUTPUT	
Source	14 LEDs 3 W, (700 mA), 50,000 hours
Configuration	14 tri-color RGB
Installed Optic(s)	16°
Beam Angle	15°
Field Angle	28°
Lux	806 lux @ 5 m
Color Temperature Range	2800 to 10000 K
ELECTRICAL	
Voltage Range	100 to 240 V, 50/60 Hz (auto-ranging)
Power Consumption 120 V, 60 Hz	87 W, 0.73 A
Power Consumption 230 V, 50 Hz	93 W, 0.40 A
Power Linking	14 units @ 120 V; 26 units @ 230 V
CONTROL	
Control Channels	DMX: 3, 4, 5, 9 or 13
Dimming	Electronic, 16-bit
Stand Alone Color Mixing	Yes
Color Temperature Presets	Yes
Built-in Automated Programs	8 selectable dimming curves
Customizable Programs	Yes
Recall Custom Programs	Yes
PHYSICAL	
Dimensions	8 x 9.7 x 9.5 in (202 x 246 x 242 mm)
Weight	9.6 lb (4.4 kg)
Power Connection	Edison to proprietary IP66 input power cord (65 in / 1.65 m)
Control Connection	5-pin XLR DMX to proprietary IP66 input cable (65 in / 1.6 m)
LISTINGS	
Certification(s)	CE, MET
Environment	IP66, outdoor/wet, with pressure equalizing M12 GORE® valve
INCLUDED ACCESSORIES	
Hardware	Gel Frame Holder (7.5 in/190.5 mm) with Frame
OPTIONAL ACCESSORIES	
Optics	Color Blending Filters (20°, 60° x 1°) (See page 88)
Cabling	IP5 Power, and IP5 Sig extension cables (See page 87)
Professional Clamps	CTC-50HC, CTC-50HCN, CTC-50SC (See page 87)



Included Gel Frame Holder

RGB Color Mixing



Colorado 1-Tri Tour mirrors the Colorado 1-Tri IP's architecture but is built just for indoor use, which allows the incorporation of Neutrik® powerCON® connectors for a speedier and easier setup. Specially designed optics make the light from the LEDs converge before leaving the fixture, ensuring even better color mixing. Selectable dimming curves and optional color blending filters further enrich the performance of this excellent, road-tested wash. Colorado 1-Tri Tour also includes an attachable gel frame holder.



OUTPUT	
Source	14 LEDs 3 W, (700 mA), 50,000 hours
Configuration	14 tri-color RGB
Installed Optic(s)	16°
Beam Angle	15°
Field Angle	28°
Lux	806 lux @ 5 m
Color Temperature Range	2800 to 10000 K
ELECTRICAL	
Voltage Range	100 to 240 V, 50/60 Hz (auto-ranging)
Power Consumption 120 V, 60 Hz	87 W, 0.73 A
Power Consumption 230 V, 50 Hz	93 W, 0.40 A
Power Linking	14 units @ 120 V; 26 units @ 230 V
CONTROL	
Control Channels	DMX: 3, 4, 5, 9 or 13
Dimming	Electronic, 16-bit
Stand Alone Color Mixing	Yes
Color Temperature Presets	Yes
Built-in Automated Programs	8 selectable dimming curves
Customizable Programs	Yes
Recall Custom Programs	Yes
PHYSICAL	
Dimensions	8 x 9.7 x 11.5 in (202 x 246 x 292 mm)
Weight	8.8 lb (4 kg)
Power Connection	Neutrik® powerCON® power input and output connector
Control Connection	3- and 5-pin DMX input and output connectors
LISTINGS	
Certification(s)	CE, MET
Environment	IP20, dry location
INCLUDED ACCESSORIES	
Hardware	Gel Frame Holder (7.5 in/190.5 mm) with Frame
OPTIONAL ACCESSORIES	
Optics	Color Blending Filter (20°, 60° x 1°) (See page 88)
Cabling	Neutrik® powerCON® (See page 88)
Professional Clamps	CTC-50HC, CTC-50HCN, CTC-50SC (See page 87)



Included Gel Frame Holder

RGB Color Mixing





Compact and sturdy, Colorado 1 Tri-7 Tour is ideal for installation in tight locations without a compromise in output. Equipped with seven tri-colored RGB 3-watt LEDs, it features a color temperature range of 2800 to 10000 K. The 16-bit dimming of each color (and master dimmer) sets it apart from every other light in its class. A double-bracket yoke doubles as floor stand. Colorado 1 Tri-7 Tour also has Neutrik® powerCON® power in/out connectors as well as 3- and 5-pin DMX connectors. Colorado 1 Tri-7 Tour also includes an attachable gel frame holder.



OUTPUT	
Source	7 LEDs 3 W, (700 mA), 50,000 hours
Configuration	7 tri-color RGB
Installed Optic(s)	16°
Beam Angle	15°
Field Angle	28°
Lux	392 lux @ 5 m
Color Temperature Range	2800 to 10000 K
ELECTRICAL	
Voltage Range	100 to 240 V, 50/60 Hz (auto-ranging)
Power Consumption 120 V, 60 Hz	44 W, 0.37 A
Power Consumption 230 V, 50 Hz	47 W, 0.20 A
Power Linking	25 units @ 120 V; 48 units @ 230 V
CONTROL	
Control Channels	DMX: 3, 4, 5, 9 or 13
Dimming	Electronic, 16-bit
Stand Alone Color Mixing	Yes
Color Temperature Presets	Yes
Built-in Automated Programs	8 selectable dimming curves
Customizable Programs	Yes
Recall Custom Programs	Yes
PHYSICAL	
Dimensions	8.7 x 6.9 x 10.2 in (220 x 175 x 258 mm)
Weight	77 lb (3.5 kg)
Power Connection	Neutrik® powerCON® power input and output connector
Control Connection	3- and 5-pin XLR DMX input and output connectors
LISTINGS	
Certification(s)	CE, MET
Environment	IP20, dry location
INCLUDED ACCESSORIES	
Hardware	Gel Frame Holder (6.25 in/158.75 mm) with Frame
OPTIONAL ACCESSORIES	
Optics	Color Blending Filter (20°, 60° x 1°) (See page 88)
Cabling	Neutrik® powerCON® (See page 88)
Professional Clamps	CTC-50HC, CTC-50HCN, CTC-50SC (See page 87)





Included Gel Frame Holder

RGB Color Mixing




Colordash Batten-Hex 8 is a linear wash fixture with eight individually controllable hex-colored RGBAW+UV LEDs outputting any variation of white, bold saturated RGBAW color mixing and, thanks to the UV LEDs, a brilliant ultraviolet punch. It pixel maps beautifully when used in multiples because it maintains an even pixel pitch. It can be stacked in an array using the optional CBB-6 bracket or lined up end-to-end. Setup is easy with a hanging bracket, floor trunnions, 3- and 5-pin DMX connections, locking Neutrik® powerCON® power input, and power linking.




OUTPUT	
Source	8 LEDs 10 W, (3.2A), 50,000 hours
Configuration	8 hex-color RGBAW+UV
Installed Optic(s)	25°
Beam Angle	20°
Field Angle	30°
Lux	656 lux @ 5 m
Color Temperature Range	2800 to 10000 K
ELECTRICAL	
Voltage Range	100 to 240 VAC, 50/60 Hz (auto-ranging)
Power Consumption 120 V, 60 Hz	86 W, 1.19 A
Power Consumption 230 V, 50 Hz	83 W, 0.67 A
Power Linking	17 units @ 120 V; 31 units @ 230 V
CONTROL	
Control Channels	DMX: 3, 6, 8, 12, 13, 48, 53, 68 or 96
Dimming	Electronic, 16-bit
Stand Alone Color Mixing	Yes
Built-in Automated Programs	Yes
PHYSICAL	
Dimensions	23 x 3.1 x 7 in (584 x 80 x 177 mm)
Weight	6.8 lb (3.1 kg)
Power Connection	Neutrik® powerCON® power input and output connector
Control Connection	3- and 5-pin XLR DMX input and output connectors
LISTINGS	
Certification(s)	CE, MET
Environment	IP20, dry location
INCLUDED ACCESSORIES	
Hardware	Floor Trunnions
OPTIONAL ACCESSORIES	
Hardware	CBB-6 Mounting Bracket (See page 73)
Cabling	Neutrik® powerCON® (See page 88)
Professional Clamps	CTC-50HC, CTC-50HCN, CTC-50SC (See page 87)

RGBAW+UV Color Mixing





Colordash Batten-Quad 12 is a linear wash fixture with 12 individually controllable quad-colored RGBA LEDs that produce any variation of white as well as richly saturated colors due to the inclusion of amber LEDs. It pixel maps beautifully when used in multiples because it maintains an even pixel pitch. It can be stacked in an array using the optional CBB-6 bracket or lined up end-to-end. Setup is easy with a hanging bracket, floor trunnions, secure Neutrik® powerCON® power in and out, and 3- and 5-pin DMX connections.



OUTPUT	
Source	12 LEDs 7 W, (500 mA), 50,000 hours
Configuration	12 quad-color RGBA
Installed Optic(s)	20°
Beam Angle	22°
Field Angle	31°
Lux	539 lux @ 5 m
Color Temperature Range	2800 to 10000 K
ELECTRICAL	
Voltage Range	100 to 240 VAC, 50/60 Hz (auto-ranging)
Power Consumption 120 V, 60 Hz	175 W, 1.45 A
Power Consumption 230 V, 50 Hz	175 W, 0.76 A
Power Linking	9 units @ 120 V; 17 units @ 230 V
CONTROL	
Control Channels	DMX: 4, 6, 10, 48 or 52
Dimming	Electronic
Stand Alone Color Mixing	Yes
Built-in Automated Programs	Yes
PHYSICAL	
Dimensions	41 x 3.2 x 6.5 in (1041 x 82 x 164 mm)
Weight	10.6 lb (4.8 kg)
Power Connection	Neutrik® powerCON® power input and output connector
Control Connection	3- and 5-pin XLR DMX input and output connectors
LISTINGS	
Certification(s)	CE, MET
Environment	IP20, dry location
INCLUDED ACCESSORIES	
Hardware	Floor Trunnions
OPTIONAL ACCESSORIES	
Hardware	CBB-6 Mounting Bracket (See page 73)
Cabling	Neutrik® powerCON® (See page 88)
Professional Clamps	CTC-50HC, CTC-50HCN, CTC-50SC (See page 87)

RGBA Color Mixing



Colordash Batten-Quad 6 is a linear wash fixture with six individually controllable quad-colored RGBA LEDs outputting any variation of white as well as richly saturated colors, thanks to the inclusion of amber LEDs. It pixel maps beautifully when used in multiples because it maintains an even pixel pitch. It can be stacked in an array using the optional CBB-6 bracket or lined up end-to-end. Setup is easy with a hanging bracket, floor trunnions, 3- and 5-pin DMX connectors and secure Neutrik® powerCON® power in and out.



OUTPUT	
Source	6 LEDs 7 W, (500 mA), 50,000 hours
Configuration	6 quad-color RGBA
Installed Optic(s)	20°
Beam Angle	17°
Field Angle	33°
Lux	391 lux @ 5 m
Color Temperature Range	2800 to 10000 K
ELECTRICAL	
Voltage Range	100 to 240 VAC, 50/60 Hz (auto-ranging)
Power Consumption 120 V, 60 Hz	90 W, 0.76 A
Power Consumption 230 V, 50 Hz	96 W, 0.41 A
Power Linking	17 units @ 120 V; 33 units @ 230 V
CONTROL	
Control Channels	DMX: 4, 6, 10, 24 or 28
Dimming	Electronic
Stand Alone Color Mixing	Yes
Built-in Automated Programs	Yes
PHYSICAL	
Dimensions	22 x 2.6 x 6.5 in (560 x 65 x 164 mm)
Weight	5 lb (2.3 kg)
Power Connection	Neutrik® powerCON® power input and output connector
Control Connection	3- and 5-pin XLR DMX input and output connectors
LISTINGS	
Certification(s)	CE, MET
Environment	IP20, dry location
INCLUDED ACCESSORIES	
Hardware	Floor Trunnions
OPTIONAL ACCESSORIES	
Hardware	CBB-6 Mounting Bracket
Cabling	Neutrik® powerCON® (See page 88)
Professional Clamps	CTC-50HC, CTC-50HCN, CTC-50SC (See page 87)

Shown with CBB-6 Mounting Bracket (sold separately)



RGBA Color Mixing




COLORDASH™ PAR-HEX 12



Colordash Par-Hex 12 is an intensely bright 120-watt hex-colored RGBAW+UV LED wash light that satisfies the need for a color wash, a white wash, and a UV wash. It projects deeply saturated colors, a variety of whites, and a brilliant ultra-violet, flicker-free and without multi-colored shadows. It offers four distinct dimming curves and many DMX personalities for programming versatility. The lightweight yet rugged housing, split yoke, and Neutrik® powerCON connections make Colordash Par-Hex 12 a great fixture for lighting live productions and events.



OUTPUT	
Source	12 LEDs, 10 W, (2.3 A), 50,000 hours
Configuration	12 hex-color RGBAW+UV
Installed Optic(s)	25°
Beam Angle	20°
Field Angle	30°
Lux	927 lux @ 5 m
Color Temperature Range	2800 to 10000 K
ELECTRICAL	
Voltage Range	100 to 240 VAC, 50/60 Hz (auto-ranging)
Power Consumption 120 V, 60 Hz	96 W, 0.80 A
Power Consumption 230 V, 50 Hz	95 W, 0.44 A
Power Linking	17units @ 120 V, 30 units @ 230 V
CONTROL	
Control Channels	DMX: 3, 6, 8, 12 or 13
Dimming	Electronic, 16-bit
Stand Alone Color Mixing	Yes
Built-in Automated Programs	Yes
PHYSICAL	
Dimensions	4.41 x 11.7 x 12.7 in (112 x 298 x 323 mm)
Weight	10 lb (4.54 kg)
Power Connection	Neutrik® powerCON® power input and output connector
Control Connection	3- and 5-pin XLR DMX input and output connectors
LISTINGS	
Certification(s)	CE, MET
Environment	IP20, dry location
INCLUDED ACCESSORIES	
Hardware	Gel Frame Holder (9.25 in/235 mm) with Frame
OPTIONAL ACCESSORIES	
Hardware	CDASHPI8BARNDOR Barn Doors
Cabling	Neutrik® powerCON® (See page 88)
Professional Clamps	CTC-50HC, CTC-50HCN, CTC-50SC (See page 87)



Barn Doors (sold separately)



Included Gel Frame Holder

RGBAW+UV Color Mixing




COLORDASH™ PAR - HEX 7



Colordash Par-Hex 7 adds the brightness and intensity of ultraviolet light to any design without requiring a separate UV filter. Featuring seven RGBWA + UV LED chips, it produces a rainbow of deeply saturated colors, plus any variation of white and bold UV with no distractive multi-colored shadows. Ideal for tours and live productions, this lightweight fixture has a 23° beam angle. Silent and flicker free, it's also right at home at broadcast studios and houses of worship. Offering simple and complex DMX channel profiles, power linking, Neutrik® powerCON® connections as well as 3-and 5-pin DMX connectors, it lends itself to application.s of any size.



OUTPUT	
Source	7 LEDs 10 W, (3.2A), 50,000 hours
Configuration	7 hex-color RGBAW+UV
Installed Optic(s)	25°
Beam Angle	21°
Field Angle	33°
Lux	512 lux @ 5 m
Color Temperature Range	2800 to 10000 K
ELECTRICAL	
Voltage Range	100 to 240 VAC, 50/60 Hz (auto-ranging)
Power Consumption 120 V, 60 Hz	60 W, 0.49 A
Power Consumption 230 V, 50 Hz	60 W, 0.26 A
Power Linking	27 units @ 120 V; 52 units @ 230 V
CONTROL	
Control Channels	DMX: 3, 6, 8, 12 or 13
Dimming	Electronic, 16-bit
Stand Alone Color Mixing	Yes
Built-in Automated Programs	Yes
PHYSICAL	
Dimensions	3.86 x 10 x 10.2 in (98 x 532 x 260 mm)
Weight	7.2 lb (3.3 kg)
Power Connection	Neutrik® powerCON® power input and output connector
Control Connection	3- and 5-pin XLR DMX input and output connectors
LISTINGS	
Certification(s)	CE, MET
Environment	IP20, dry location
INCLUDED ACCESSORIES	
Hardware	Gel Frame Holder (7.5 in/190.5 mm) with Frame
OPTIONAL ACCESSORIES	
Hardware	CDASHP7BARNDOR Barn Doors
Optics	Color Blending Filter (20°, 60° x 1°)
Cabling	Neutrik® powerCON® (See page 88)
Professional Clamps	CTC-50HC, CTC-50HCN, CTC-50SC (See page 87)




Barn Doors (sold separately)



Included Gel Frame Holder


RGBAW+UV Color Mixing




COLORDASH™ PAR - QUAD 18



Colordash Par-Quad 18 is powered by 18 quad-colored RGBA LEDs in a compact and durable housing. Amber LEDs help produce any variation of white and stunning saturated colors for an expansive palette devoid of multi-colored shadows. A split-yoke bracket eliminates the need for floor stands. Power linking with locking Neutrik® powerCON® power in and out and 3- and 5-pin DMX connectors simplify connections and setup. Colordash Par-Quad 18 also includes a gel frame holder and gel frame.



OUTPUT	
Source	18 LEDs 7 W, (500 mA), 50,000 hours
Configuration	18 quad-color RGBA
Installed Optic(s)	20°
Beam Angle	18°
Field Angle	32.5°
Lux	1,210 lux @ 5 m
Color Temperature Range	2800 to 10000 K
ELECTRICAL	
Voltage Range	100 to 240 VAC, 50/60 Hz (auto-ranging)
Power Consumption 120 V, 60 Hz	113 W, 0.95 A
Power Consumption 230 V, 50 Hz	117 W, 0.51 A
Power Linking	14 units @ 120 V; 26 units @ 230 V
CONTROL	
Control Channels	DMX: 4, 6 or 10
Dimming	Electronic
Stand Alone Color Mixing	Yes
Built-in Automated Programs	Yes
PHYSICAL	
Dimensions	12.7 x 11.7 x 4.1 in (323 x 298 x 106 mm)
Weight	10.2 lb (4.6 kg)
Power Connection	Neutrik® powerCON® power input and output connector
Control Connection	3- and 5-pin XLR DMX input and output connectors
LISTINGS	
Certification(s)	CE, MET
Environment	IP20, dry location
INCLUDED ACCESSORIES	
Hardware	Gel Frame Holder (9.25 in/235 mm) with Frame
OPTIONAL ACCESSORIES	
Hardware	CDASHP18BARNDOOR Barn Doors
Optics	Color Blending Filter (20°, 60° x 1°) (See page 88)
Cabling	Neutrik® powerCON® (See page 88)
Professional Clamps	CTC-50HC, CTC-50HCN, CTC-50SC (See page 87)



Barn Doors (sold separately)



Included Gel Frame Holder



RGBA Color Mixing




COLORDASH™ PAR - QUAD 7



Ultra compact, Colordash Par-Quad 7 fits in places where other fixtures cannot. Seven quad-colored RGBA LEDs project deeply saturated colors and variations of white at a variety of preset color temperatures and without multi-colored shadows. A split-yoke bracket eliminates the need for floor stands. Power linking with locking Neutrik® powerCON® power in and out and 3- and 5-pin DMX connectors ease connections and setup. Colordash Par-Quad 7 also includes a gel frame holder and gel frame.



OUTPUT	
Source	7 LEDs 7 W, (500 mA), 50,000 hours
Configuration	7 quad-color RGBA
Installed Optic(s)	20°
Beam Angle	18°
Field Angle	32.5°
Lux	434 lux @ 5 m
Color Temperature Range	2800 to 10000 K
ELECTRICAL	
Voltage Range	100 to 240 VAC, 50/60 Hz (auto-ranging)
Power Consumption 120 V, 60 Hz	73 W, 0.6 A
Power Consumption 230 V, 50 Hz	74 W, 0.35 A
Power Linking	21 units @ 120 V; 39 units @ 230 V
CONTROL	
Control Channels	DMX: 4, 6 or 10
Dimming	Electronic
Stand Alone Color Mixing	Yes
Built-in Automated Programs	Yes
PHYSICAL	
Dimensions	9.9 x 9 x 3.9 in (252 x 228 x 100 mm)
Weight	5.4 lb (2.5 kg)
Power Connection	Neutrik® powerCON® power input and output connector
Control Connection	3- and 5-pin XLR DMX input and output connectors
LISTINGS	
Certification(s)	CE, MET
Environment	IP20, dry location
INCLUDED ACCESSORIES	
Hardware	Gel Frame Holder (7.5 in/190.5 mm) with Frame
OPTIONAL ACCESSORIES	
Hardware	CDASHP7BARNDOOR Barn Doors
Optics	Color Blending Filter (20°, 60° x 1°) (See page 88)
Cabling	Neutrik® powerCON® (See page 88)
Professional Clamps	CTC-50HC, CTC-50HCN, CTC-50SC (See page 87)



Barn Doors (sold separately)



Included Gel Frame Holder

RGBA Color Mixing



COLORDASH™ ACCENT



RGBW Color Mixing



Colordash Accent solves the challenge of lighting in very confined spaces. Fitted with 18-degree lenses, it emits a tight wash that remains consistent due to the calibration of LEDs. Control is achieved by DMX or dipswitch for both static colors and built-in programs.

OUTPUT	
Source	7 LEDs 1 W, (350 mA), 50,000 hours
Configuration	2 red, 2 green, 2 blue, 1 white
Installed Optic(s)	18°
Beam Angle	20°
Field Angle	37.5°
Lux	240 lux @ 2 m
Color Temperature Range	2800 to 10000 K
ELECTRICAL	
Voltage Range	100 to 240 V, 50/60 Hz (auto-ranging)
Power Consumption 120 V, 60 Hz	10 W, 0.1 A
Power Consumption 230 V, 50 Hz	10 W, 0.1 A
CONTROL	
Control Channels	DMX: 3, 4 or 9
Dimming	Electronic
Stand Alone Color Mixing	Yes
Built-in Automated Programs	Yes
PHYSICAL	
Dimensions	6.9 x 4.3 x 2.5 in (174 x 108 x 65 mm)
Weight	1.5 lb (0.6 kg)
Power Connection	Hard-wired
Control Connection	3-pin XLR DMX input and output connectors
LISTINGS	
Certification(s)	CE, ETLc
Environment	IP20, dry location

COLORDASH™ ACCENT QUAD



RGBA Color Mixing



Colordash Accent Quad delivers a tremendous punch of evenly mixed light into tight locations. Powered by a 10 W quad-color (RGBA) LED, this palm-sized fixture excels at delivering saturated colors and brilliant pastels with a soft, even glow. An onboard OLED display effortlessly controls and addresses the fixture via DMX or in a stand-alone mode.

OUTPUT	
Source	1 LED 10 W, (700 mA), 50,000 hours
Configuration	1 quad-color RGBA
Installed Optic(s)	15°
Beam Angle	15°
Field Angle	29°
Lux	140 lux @ 5 m
Color Temperature Range	2800 to 10000 K
ELECTRICAL	
Voltage Range	100 to 240 VAC, 50/60 Hz (auto-ranging)
Power Consumption 120 V, 60 Hz	14 W, 0.2 A
Power Consumption 230 V, 50 Hz	13 W, 0.12 A
CONTROL	
Control Channels	DMX: 4, 6, or 10
Dimming	Electronic
Stand Alone Color Mixing	Yes
Built-in Automated Programs	Yes
PHYSICAL	
Dimensions	4.3 x 2.6 x 6.8 in (110 x 67 x 172 mm)
Weight	1.8 lb (0.8 kg)
Power Connection	Edison plug to hard-wired
Control Connection	5-pin XLR DMX input and output connectors
LISTINGS	
Certification(s)	CE, MET
Environment	IP20, dry location



WELL™


WIRELESS EVENT LED LUMINAIRE

Expertly crafted for maximum flexibility, the Well line of wireless and rechargeable LED wash lights awaits your creativity. Well units offer maximum impact and ROI in packs of six fitted in a clever road case that doubles duty as a gang charger for all six units. Simply place the fixtures into their slot (no matter the orientation), plug the road case into a power outlet, and charge all six at once.





Well Quad-M is a discreet LED uplight powered by a rechargeable lithium-ion battery. Its reflective housing blends into any décor. A single 40-watt quad-colored RGBA LED is mounted in a manually adjustable tilting lens plate, and mixes and fades colors beautifully. Well Quad-M can be controlled with DMX cables or wirelessly with either W-DMX or the included IR remote. The carrying case doubles as a charger. Well Quad-M is an excellent choice for uplighting drapery and columns at corporate events and weddings. Raincoat included.



OUTPUT	
Source	1 LED 40 W, (650 mA), 50,000 hours
Configuration	1 quad-color RGBA
Beam Angle w Color Blending Filter	15°
Beam Angle w/o Color Blending Filter	9°
Field Angle w Color Blending Filter	28°
Field Angle w/o Color Blending Filter	22.5°
Lux w color blending filter	246 lux @ 5 m
Lux w/o color blending filter	504 lux @ 5 m
ELECTRICAL	
AC Voltage Range	100 to 240 VAC, 50/60 Hz (auto-ranging)
Battery Power	22.2 VDC, 8.8 aH
Battery Life	10 hours continuous, rechargeable
CONTROL	
Control Channels	DMX: 3, 4, 5, 6, 10 or 15
Dimming	Electronic
Stand Alone Color Mixing	Yes
Color Temperature Presets	Yes: 2800 to 10000 K
Built-in Automated Programs	Yes
Customizable Programs	Yes
Recall Custom Programs	Yes
PHYSICAL	
Dimensions	6.06 x 6.06 x 11.32 in (154 x 154 x 287.6 mm)
Dimensions charging case	27 x 16 x 23 in (686 x 407 x 584 mm)
Weight	12.2 lb (5.53 kg)
Weight Charging Case	143.3 lb (65 kg)
Power Connection	Wall to charger: Neutrik® powerCON® connectors Charger to Well: proprietary charging connection
Control Connection	3-pin XLR DMX input and output connector or W-DMX
LISTINGS	
Certification(s)	CE
Environment	IP44, temporary outdoor use
ACCESSORIES	
Optional	W-DMX Transmitter (See page 80)
Optional	AC charger with heavy duty charging plug
Included	IR Remote
Included	Raincoat




Well Quad-M wireless LED luminaires are supplied in a charging road case in packs of six. IR Remote and Raincoats included.

RGBA Color Mixing



Well Flex is a wireless wash light with an adjustable tilting yoke and zoom for precise and powerful uplighting. Well Flex has 4 quad-colored RGBW LEDs for stunning color mixing and smooth color fades. This sturdy and versatile fixture comes with a bracket for hanging from a rig and an attractive housing that looks great on the floor. Its lightweight lithium-ion battery provides 7 hours of continuous operation and charges quickly in 4 hours. Advanced focusing featuring a 22° to 31° zoom and completely wireless operation make the Well Flex the perfect light for highly customizable, quick and easy setups.



OUTPUT	
Source	4 LEDs 10 W, (750 mA), 50,000 hours
Configuration	4 quad-color RGBW
Beam Angle	12° to 18°
Field Angle	22° to 31°
Lux	(12°): 553 lux @ 5 m; (18°): 510 lux @ 5 m
ELECTRICAL	
AC Voltage Range	100 to 240 VAC, 50/60 Hz (auto-ranging)
Battery Power	14.8 VDC, 13.2 Ah
Battery Life	7 hours continuous, rechargeable
CONTROL	
Control Channels	DMX: 3, 4, 6 or 10
Dimming	Electronic
Stand Alone Color Mixing	Yes
Color Temperature Presets	Yes: 2800 to 10000 K
Built-in Automated Programs	Yes
PHYSICAL	
Tilt Range	Manual 220°
Dimensions	4.25 x 12.28 x 9.84 in (108 x 312 x 250 mm)
Dimensions charging case	23 x 29 x 22 in (584 x 736 x 588 mm)
Weight	12.2 lb (5.5 kg)
Weight Charging Case	153.4 lb (70 kg)
Power Connection	Wall to charger: Neutrik® powerCON® connectors Charger to Well: proprietary charging connection
Control Connection	5-pin XLR DMX input and output connector or W-DMX
LISTINGS	
Certification(s)	CE
Environment	IP 44, temporary wet location
ACCESSORIES	
Optional	W-DMX Transmitter (See page 86)
Included	Mounting Bracket



Well Flex wireless LED luminaires are supplied in a charging road case in packs of six.

RGBW Color Mixing






Amhaze Studio is the answer to haze in sound-sensitive environments. It combines a large 3.2L fluid tank, rapid 4-minute heat-to-ready time, and a voluminous maximum output of 1,700 cubic feet of haze per second. With its tough construction, integrated flight case design, and industry standard power and data connections, Amhaze Studio is ready for productions of any scale.



Amhaze II is a road-worthy water-based haze machine suited for large-scale applications. Amhaze II is built specifically to function with a wide variety of water-based haze fluids and features a durable, low-profile road case to survive the rigors of touring and production. The output and speed of haze can be easily adjusted via DMX or the LCD screen, and the unit comes equipped with an M13 threaded insert for hanging.



Atmos is a powerful and versatile fog machine for medium to large productions. The 2.5 gallon (9.5 liter) fluid tank and rapid reheat time provide continuous low level output for creating background atmosphere, or intense large-scale effects. Atmos can be operated with a DMX controller, or with an on-board wired controller that can be used as far away as 200 feet with an additional 5-pin DMX cable. Atmos works best with the CHAUVET® HDF high-density and QDF quick-dissipating fluid.



Vesuvio RGB brings together a towering fog output with high output LED washes with ferocious intensity. This dramatic atmospheric effect generator allows you to add red, green, blue, and amber color mixing (RGBA) to a voluminous fog output creating striking multi-colored atmospheric columns. Vesuvio RGB features a quick heating 1.6 kW heater and a 2.5 L fluid tank for dependability in production, and it outputs an impressive 40,000 cubic feet of fog per minute. Vesuvio RGB works best with the CHAUVET® HDF high-density and QDF quick dissipating fluid.

OUTPUT	
Output	1,700 cfm
Fluid Type	Water-based haze fluid PHF/HFG
Heat-up Time	4 min
Fluid Consumption	14 ml / min
ELECTRICAL	
AC Voltage Range	120 VAC, 60 Hz or 230 VAC, 50 Hz
Power Consumption 120 V, 60 Hz	700 W, 6.2 A @ 120 V, 60 Hz
CONTROL	
Control Channels	DMX: 2
On-board Control	Yes
PHYSICAL	
Dimensions	17.16 x 14.27 x 10.19 in (436 x 362.7 x 259 mm)
Weight	34.4 lb (15.7 kg)
Tank Capacity	.85 gal (3.2 l)
Power Connection	Neutrik® powerCON®
Control Connection	3- and 5-pin XLR DMX input and output connectors
LISTINGS	
Certification(s)	CE
Environment	IP20, dry location
OPTIONAL ACCESSORIES	
Cabling	Neutrik® powerCON® (See page 88)
Professional Clamps	CTC-50HC, CTC-50HCN, CTC-50SC (See page 87)

OUTPUT	
Output	3,500 cfm
Fluid Type	Water-based haze fluid PHF/HFG
Heat-up Time	2 min
Fluid Consumption	18 ml / min
ELECTRICAL	
AC Voltage Range	120 VAC, 60 Hz or 230 VAC, 50 Hz
Power Consumption 120 V, 60 Hz	760 W, 6.3 A
Power Consumption 230 V, 50 Hz	250 W, 5 A
CONTROL	
Control Channels	DMX: 2
On-board Control	Yes
PHYSICAL	
Dimensions	21.5 x 24.7 x 8 in (546 x 627 x 203 mm)
Weight	41.2 lb (18.7 kg)
Tank Capacity	.92 gal (3.5 l)
Power Connection	Neutrik® powerCON®
Control Connection	3- and 5-pin XLR DMX input and output connectors
LISTINGS	
Certification(s)	CE
Environment	IP20, dry location
OPTIONAL ACCESSORIES	
Cabling	Neutrik® powerCON® (See page 88)
Professional Clamps	CTC-50HC, CTC-50HCN, CTC-50SC (See page 87)

OUTPUT	
Output	40,000 cfm
Fluid Type	Water-based fog fluid HDF/FJU/FJQ/QDF
Heat-up Time	8 min
Fluid Consumption	140 ml / min
ELECTRICAL	
AC Voltage Range	120 VAC, 60 Hz
Power Consumption 120 V, 60 Hz	1,480 W, 12.39 A
CONTROL	
Control Channels	DMX: 2
On-board Control	Yes
Remote Control	Yes (wired: 15 ft (4.5m) cable included)
PHYSICAL	
Dimensions	26 x 16 x 15 in (660 x 406 x 381 mm)
Weight	32.4 lb (14.7 kg)
Tank Capacity	2.5 gal (9.5 l)
Power Connection	Neutrik® powerCON®
Control Connection	3- and 5-pin XLR DMX input and output connectors
LISTINGS	
Certification(s)	CE
Environment	IP20, dry location
OPTIONAL ACCESSORIES	
Cabling	Neutrik® powerCON® (See page 88)
Professional Clamps	CTC-50HC, CTC-50HCN, CTC-50SC (See page 87)

OUTPUT	
Light Source	28 LEDs 2 W, (650 mA) 50,000 hours
Configuration	7 red, 7 green, 7 blue, 7 amber
Lux	720 lux @ 5m
Atmospheric Output	40,000 cfm
Fluid Type	Water-based fog fluid HDF/FJU/FJQ/QDF
Heat-up Time	7 min
Fluid Consumption	150 ml / min
ELECTRICAL	
AC Voltage Range	120 VAC, 60 Hz
Power Consumption 120 V, 60 Hz	1,590 W, 13.25A
CONTROL	
Control Channels	DMX: 9
On-board Control	Yes
PHYSICAL	
Dimensions	13.2 x 19.2 x 9.1 in (336 x 499 x 231 mm)
Weight	30 lb (13.6 kg)
Tank Capacity	0.7 gal (2.5 l)
Power Connection	Neutrik® powerCON®
Control Connection	3- and 5-pin XLR DMX input and output connectors
LISTINGS	
Certification(s)	CE
Environment	IP20, dry location
OPTIONAL ACCESSORIES	
Cabling	Neutrik® powerCON® (See page 88)
Professional Clamps	CTC-50HC, CTC-50HCN, CTC-50SC (See page 87)

W-DMX™ TRANSMITTER



W-DMX Transmitter works with W-DMX wireless wash lights, including Well Quad-M and Well Flex to generate a wireless control signal. It features auto-ranging power from 100 to 240V, a locking IEC power connector and 3- and 5-pin XLR DMX input-only data connector.

ELECTRICAL	
AC Voltage Range	100 to 240 V, 50/60 Hz (auto-ranging)
PHYSICAL	
Dimensions	6.2 x 3.5 x 2.3 in (158 x 89 x 59 mm)
Power Connection	Locking IEC connector
Control Connection	3- and 5- pin XLR DMX connectors
LISTINGS	
Certification(s)	CE
Environment	IP20, dry location

LX GO™



LX Go is a DMX recorder that can record and play back up to 12 hours of incoming DMX in real time, eliminating the need for a lighting console. LX Go saves valuable onsite time with its built-in automated programs and chases, playback scheduler and ability to upload programs from controller to controller. LX Go supports one universe of DMX, can record hours of programming, and works with all CHAUVET® Professional DMX controlled fixtures. LX Go also includes an IR remote for wireless control.

CONTROL	
Record and Playback	Up to 12 hours
1 Universe of DMX	
IR Remote	Included
Scheduled Playback	Yes, schedule weekly and timed event playback
Access Playback by IR Remote	Yes
Stand Alone Color Mixing	Yes
Built-in Automated Programs	Yes
Customizable Programs	Yes
Recall Custom Programs	Yes
ELECTRICAL	
AC Voltage Range	100 to 240 VAC, 50/60 Hz (auto-ranging)
Power Consumption 120 V, 60 Hz	2 W, 0.017 A
Power Consumption 230 V, 50 Hz	2 W, 0.008 A
PHYSICAL	
Dimensions	4.8 x 3.92 x 2.36 in (122 x 99.5 x 60 mm)
Weight	1.2 lb (0.54 kg)
Power Connection	Locking IEC connector
Control Connection	5-pin DMX input/output
LISTINGS	
Certification(s)	CE
Environment	IP20, dry location

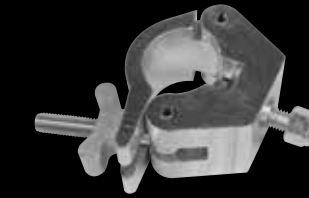
NET-X™ ART-NET NODE



Net-X is a reliable and versatile rack-mountable Art-Net-to-DMX adapter with an integrated optical DMX splitter. It has two 5-pin DMX inputs and eight 5-pin DMX outputs, all optically isolated and can distribute up to eight Art-Net universes simultaneously. The eight 5-pin DMX outputs can be assigned to either of the DMX inputs or to the Art-Net input. The Art-Net through port allows daisy-chaining multiple Net-X adapters just in case more than eight universes are needed! Net-X provides a reliable, highly customizable network infrastructure for complex control systems.

FEATURES	
Art-Net node capable of converting 8 universes to standard 5-pin DMX, while also acting as a 1x8 or 2x4 DMX amplifier/splitter	
Fully compliant with Art-Net 3.0, allowing the device to work with a range of up to 32,768 universes of control	
CONTROL	
Control Protocol	Art-Net™, DMX
ELECTRICAL	
AC Voltage Range	100 to 240 VAC, 50/60 Hz
Power Consumption 120 V, 60 Hz	30 W, 0.25 A
Power Consumption 230 V, 50 Hz	30 W, 0.13 A
PHYSICAL	
Dimensions	19 x 6.6 x 1.8 in (483 x 168 x 45 mm)
Weight	4.4 lb (2 kg)
Mounting Design	Rack mount (1U)
Power Connection	IEC
Control Connection	Neutrik® etherCON® (2) or 5-pin XLR (2)
Device data Inputs	Neutrik® etherCON® (1) and 5-pin XLR (2)
Device data Outputs	Neutrik® etherCON® (1) and 5-pin XLR (8)
LISTINGS	
Certification(s)	CE, FCC
Environment	IP20, dry location

TRUSST® CLAMPS



CTC-50HC

- Load Capacity: 1,650 lb (750 kg)
- Captive M12 bolt
- T-handle
- Fits: 2" (50 mm) tube
- Weight: 1.4 lb (0.6 kg)
- Certifications: TUV



CTC-50HCN

- Load Capacity: 1,650 lb (750 kg)
- Captive M12 bolt
- T-handle
- Narrow Profile
- Fits: 2" (50 mm) tube
- Weight: 1 lb (0.5 kg)
- Certifications: TUV



CTC-50SC

- Load Capacity: 1,650 lb (750 kg)
- T-handle
- Fits: 2" (50 mm) tube
- Weight: 2.8 lb (1.3 kg)
- Certifications: TUV


www.trusst.com

COLOR BLENDING FILTERS

Color Blending Filters - 20° & 60° x 1°

Designed specifically for LED fixtures, these holographic diffusion filters are available in two beam angles: 20-degree (for even distribution) and 60-degree by 1-degree (for asymmetrical distribution). Dimensions: 7.5 x 7.5 in (190 x 190 mm).

Without filter



Without filter



With 20° filter



With 60° x 1° filter



With 60° x 1° filter



POWERSTREAM™ 4

ELECTRICAL	
Voltage Range	100 to 240 VAC, 50/60 Hz (auto-ranging)
Circuit Breaker	20 A
PHYSICAL	
Dimensions	8.4 x 2.4 x 3 in (214 x 62 x 75 mm)
Weight	1.7 lb (0.8 kg)
Housing Material	Steel
Power Connection	Neutrik® powerCON®
Power Output Quantity	4 + 1 power through
LISTINGS	
Certification(s)	CE
Environment	IP20, dry location
OPTIONAL ACCESSORIES	powerCON® extension



PowerStream 4 is an ingenious splitter for powerCON® connections. Placed into the main power feed, it taps into up to five connections out to fixtures, allowing users to pre-rig a truss and limit the need for additional cables.

EXTENSION CABLES

IP5POWER

16.4 ft length (500 cm)



IP5SIG

16.4 ft length (500 cm)



IP5POWER/ IP5SIG extend cable lengths for control and data transmission to CHAUVET® Professional Colorado IP and ILUMINARC® Colorist fixtures.

5-PIN DMX

5 ft, 10 ft, 25 ft (1.5 m, 3 m, 7.6 m) lengths



NEUTRIK® powerCON®

18 in, 5 ft, 10 ft, 25 ft, 50 ft (45.7 cm, 1.5 m, 3 m, 7.6 m, 15 m) lengths



NEUTRIK® etherCON®

18 in, 5 ft, 10 ft, 25 ft, 50 ft, 100ft / (45.7 cm, 1.5 m, 3 m, 7.6 m, 15 m) lengths



All CHAUVET® cables are made specifically for lighting and meet stringent standards of suitability and quality to provide safety, shielding and prevent transmission interferences.

VISIT OUR SHOWROOMS

FLORIDA | CALIFORNIA | MEXICO | UNITED KINGDOM

GLOBAL HEADQUARTERS

5200 NW 108th Avenue
Sunrise, FL 33351 USA
ChauvetProfessional.com
Iluminarc.com

EUROPE BRANCH

Unit 1C Brookhill Road Industrial Estate
Pinxton, Nottingham, UK
NG16 6NT

CALIFORNIA BRANCH


7555 N. San Fernando Road
Burbank, CA 91505 USA

MEXICO BRANCH

Av. Santa Ana 30
Parque Industrial Lerma
Lerma, México 52000



DISTRIBUTED BY



DISTRIBUTED BY

