



Queen Victoria Deck Plans



Queen Victoria Deck Plans

10 August 2014 (V412) - 25 April 2015 (V509)

[Click here.](#)



Queen Victoria Deck Plans

3 May 2015 (V510) - 29 December 2015 (V601)

[Click here.](#)



Queen Victoria Deck Plans

10 August 2014 (V412) - 25 April 2015 (V509)



Stateroom Category

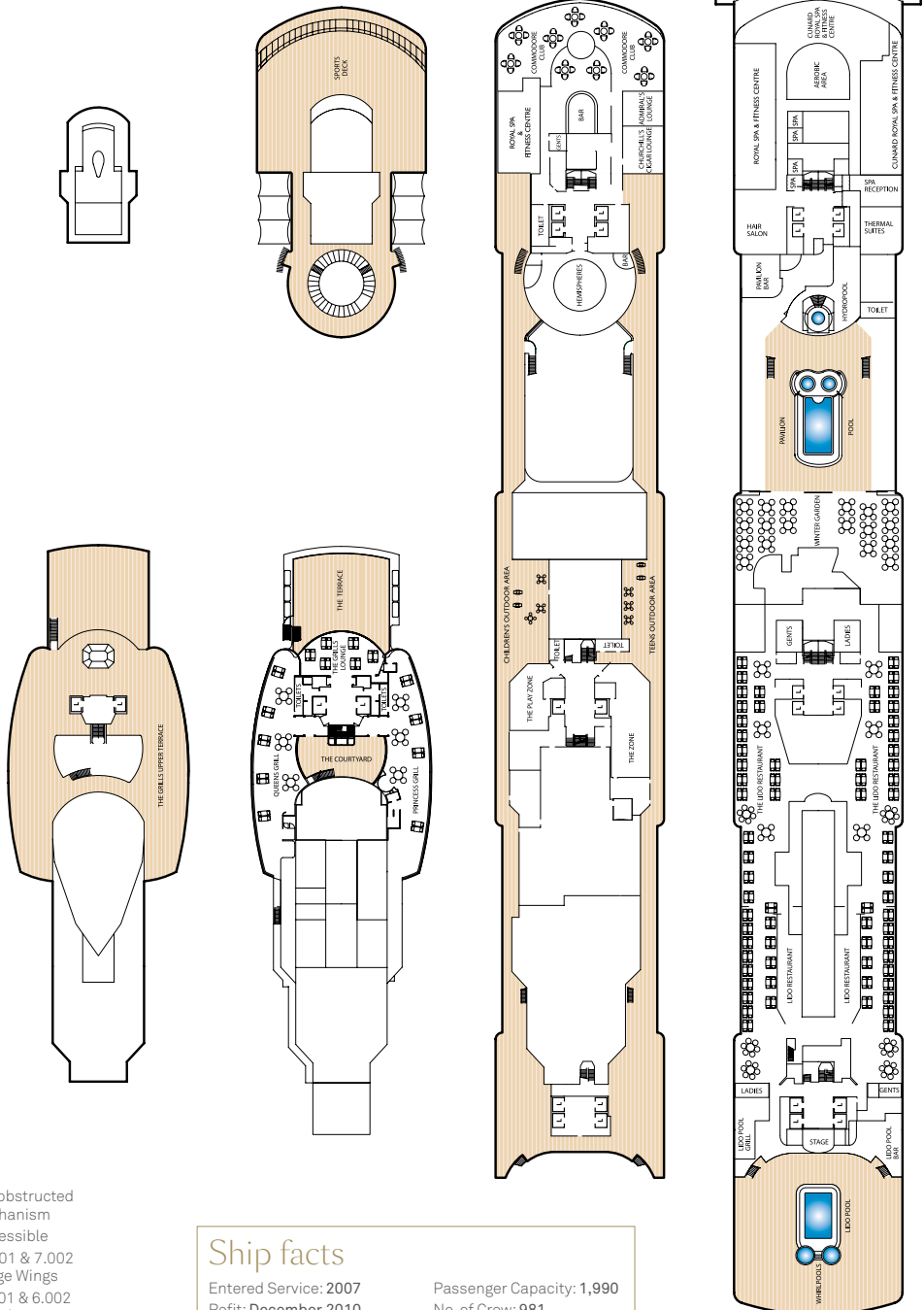
| | | | |
|---|----------------------|-----------|--|
| Grand Suites | | | |
| Aft | High Decks 6,7 | Q1 | |
| Master Suites | | | |
| Midships | High Deck 7 | Q2 | |
| Penthouse | | | |
| Midships | High Decks 4,5,6,8 | Q3 | |
| Midships | High Deck 7 | Q4 | |
| Queens Suites | | | |
| Aft | High Decks 4,5,8 | Q5 | |
| Forward/Aft | High Decks 4,5,7,8 | Q6 | |
| Princess Suites | | | |
| Midships | High Decks 7,8 | P1 | |
| Midships/Forward | High Decks 4,5,6 | P2 | |
| Balcony | | | |
| Midships | High Decks 4,5,6,7,8 | BA | |
| Forward/Aft | High Decks 4,5,6,7,8 | BC | |
| Balcony (partially obstructed view)* | | | |
| Midships | High Deck 5 | CA | |
| Oceanview | | | |
| Midships | Low Deck 1 | EB | |
| Forward | High Deck 6 | ED | |
| Forward/Aft | Low Deck 1 | ED | |
| Oceanview (obstructed view)* | | | |
| Midships | High Deck 4 | FA | |
| Deluxe Inside | | | |
| Midships | High Deck 6,8 | GA | |
| Midships | Low Deck 1 | GB | |
| Standard Inside | | | |
| Midships | High Decks 4,5,6,7,8 | IA | |
| Forward/Aft | High Decks 4,5,6,7,8 | IC | |

Deck 12

Deck 11

Deck 10

Deck 9



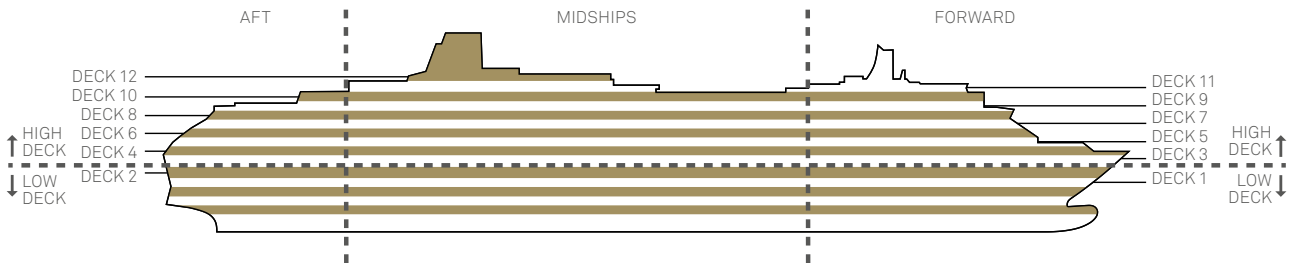
Key to symbols

- L Lift
- † Indicates 2 lower berths and 1 upper berth
- + Indicates 3rd berth is a single sofa bed
- ‡ Indicates 3rd and 4th berth is a single sofa bed and one upper bed
- * Staterooms have views obstructed by lifeboats
- × Views partially obstructed by lifeboat mechanism
- ▲ Wheelchair accessible
- Staterooms 7.001 & 7.002 shaded by Bridge Wings
- ◆ Staterooms 6.001 & 6.002 have forward facing ocean views
- Staterooms 4.001-4.042, Deck 4 Forward, have metal fronted balconies

Ship facts

Entered Service: 2007
 Refit: December 2010
 Country of Registry: Bermuda
 Speed: 23.7 knots
 Gross Tonnage: 90,000 GRT

Passenger Capacity: 1,990
 No. of Crew: 981
 Length: 964.5 feet
 Width: 106 feet
 Draft: 25.9 feet



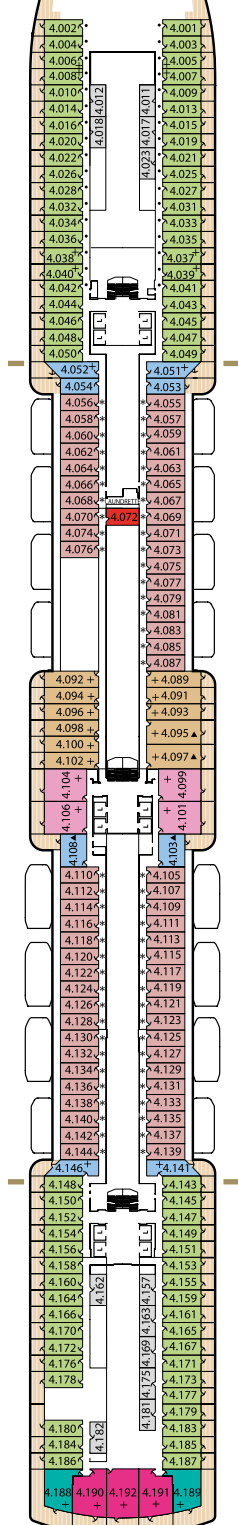
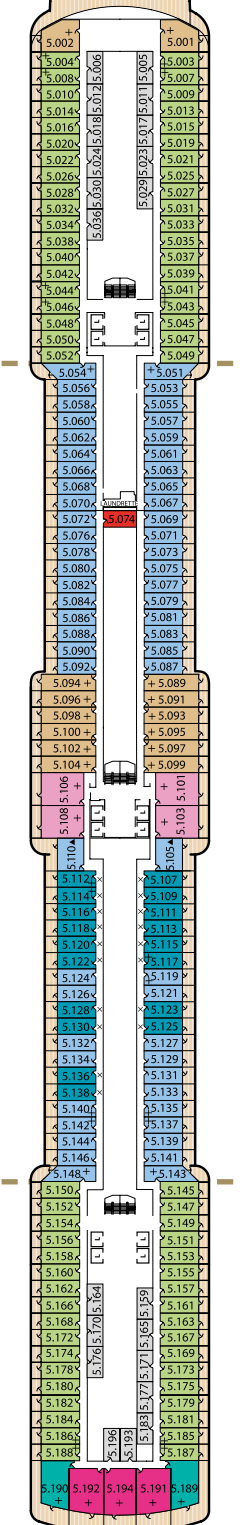
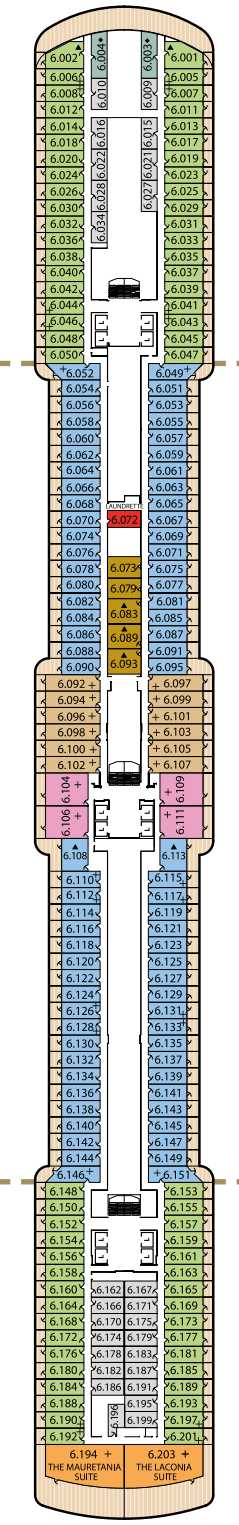
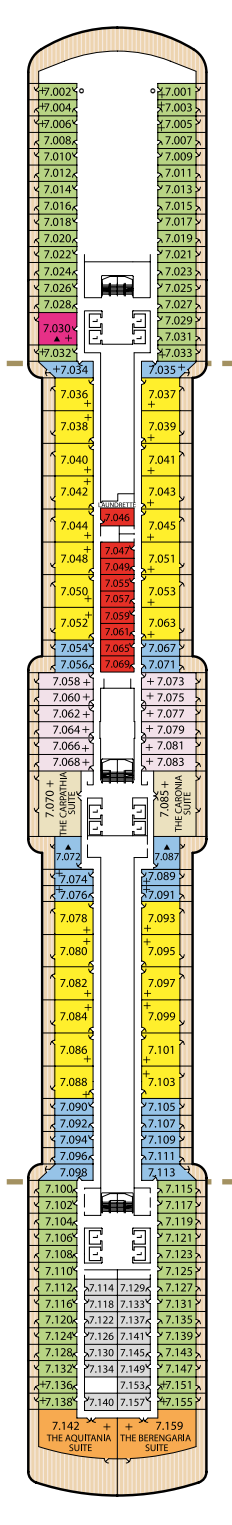
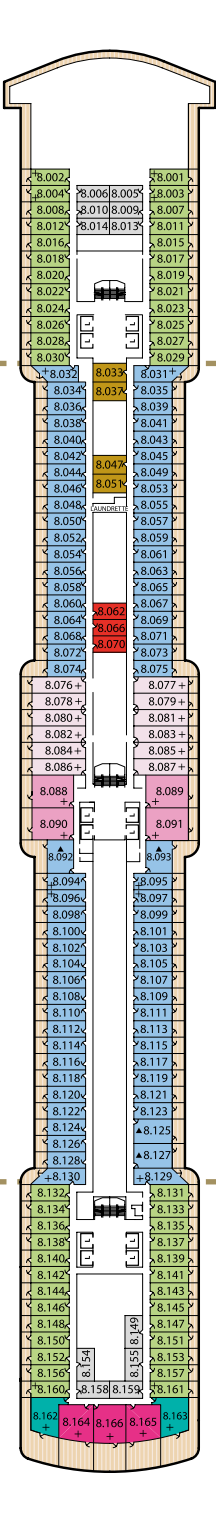
Deck 8 (High)
(Royal, Queens & Princess Suites & Staterooms 8.001-8.166)

Deck 7 (High)
(Grand, Master, Queens & Princess Suites, Penthouses & Staterooms 7.001-7.159)

Deck 6 (High)
(Grand Suites, Penthouses, Princess Suites & Staterooms 6.001-6.203)

Deck 5 (High)
(Penthouses, Queens & Princess Suites & Staterooms 5.001-5.196)

Deck 4 (High)
(Penthouses, Queens & Princess Suites & Staterooms 4.001-4.192)



Forward

Midships

Aft



Queen Victoria Deck Plans

10 August 2014 (V412) - 25 April 2015 (V509)

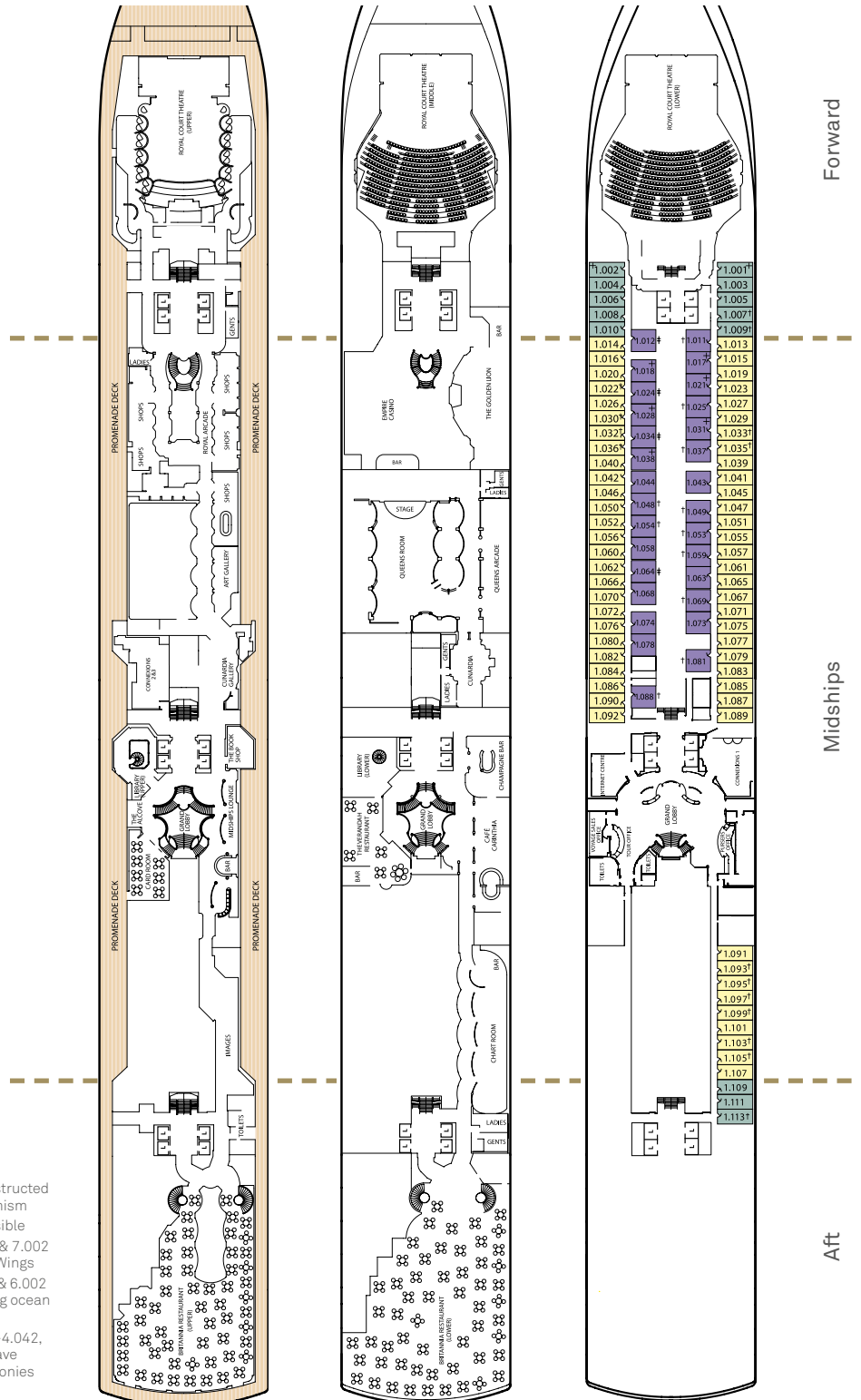
Stateroom Category

| | | |
|---|----------------------|-----------|
| Grand Suites | | |
| Aft | High Decks 6,7 | Q1 |
| Master Suites | | |
| Midships | High Deck 7 | Q2 |
| Penthouse | | |
| Midships | High Decks 4,5,6,8 | Q3 |
| Midships | High Deck 7 | Q4 |
| Queens Suites | | |
| Aft | High Decks 4,5,8 | Q5 |
| Forward/Aft | High Decks 4,5,7,8 | Q6 |
| Princess Suites | | |
| Midships | High Decks 7,8 | P1 |
| Midships/Forward | High Decks 4,5,6 | P2 |
| Balcony | | |
| Midships | High Decks 4,5,6,7,8 | BA |
| Forward/Aft | High Decks 4,5,6,7,8 | BC |
| Balcony (partially obstructed view)* | | |
| Midships | High Deck 5 | CA |
| Oceanview | | |
| Midships | Low Deck 1 | EB |
| Forward | High Deck 6 | ED |
| Forward/Aft | Low Deck 1 | ED |
| Oceanview (obstructed view)* | | |
| Midships | High Deck 4 | FA |
| Deluxe Inside | | |
| Midships | High Deck 6,8 | GA |
| Midships | Low Deck 1 | GB |
| Standard Inside | | |
| Midships | High Decks 4,5,6,7,8 | IA |
| Forward/Aft | High Decks 4,5,6,7,8 | IC |

Deck 3

Deck 2

Deck 1 (Low)
(Staterooms 1.001-1.113)



Key to symbols

- L Lift
- † Indicates 2 lower berths and 1 upper berth
- + Indicates 3rd berth is a single sofa bed
- ‡ Indicates 3rd and 4th berth is a single sofa bed and one upper bed
- * Staterooms have views obstructed by lifeboats
- × Views partially obstructed by lifeboat mechanism
- ▲ Wheelchair accessible
- Staterooms 7.001 & 7.002 shaded by Bridge Wings
- ◆ Staterooms 6.001 & 6.002 have forward facing ocean views
- Staterooms 4.001-4.042, Deck 4 Forward, have metal fronted balconies



Queen Victoria Deck Plans

3 May 2015 (V510) - 29 December 2015 (V601)

Stateroom Category

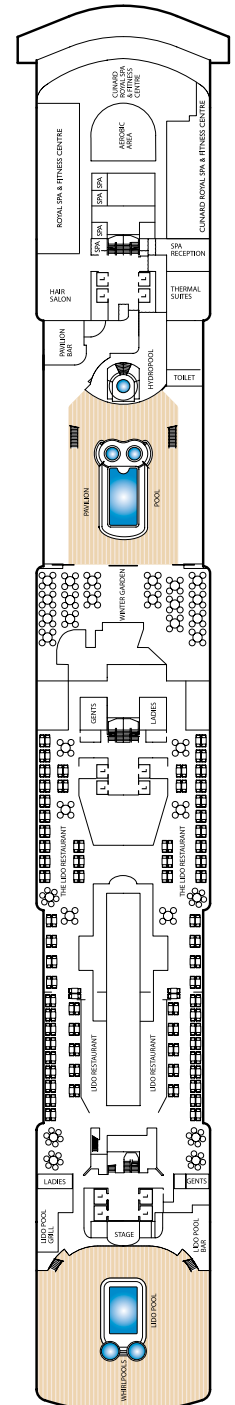
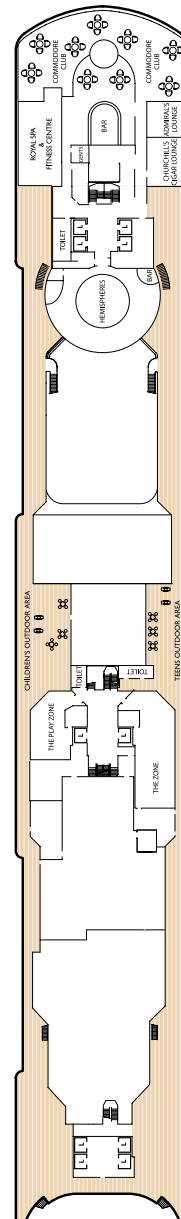
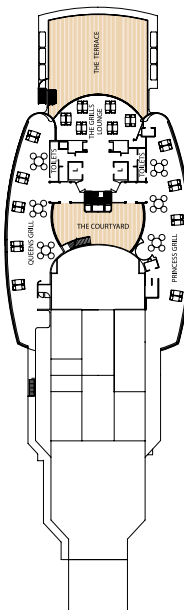
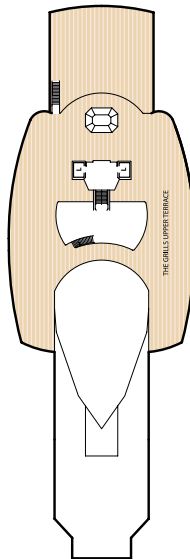
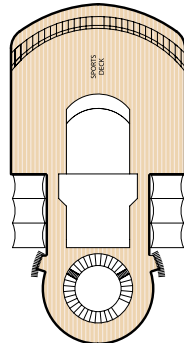
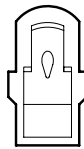
| | | |
|--|----------------------|-----------|
| Grand Suites | | |
| Aft | High Decks 6,7 | Q1 |
| Master Suites | | |
| Midships | High Deck 7 | Q2 |
| Penthouse | | |
| Midships | High Decks 4,5,6,8 | Q3 |
| Midships | High Deck 7 | Q4 |
| Queens Suites | | |
| Aft | High Decks 4,5,8 | Q5 |
| Forward/Aft | High Decks 4,5,7,8 | Q6 |
| Princess Suites | | |
| Midships | High Decks 7,8 | P1 |
| Midships/Forward | High Decks 4,5,6 | P2 |
| Balcony | | |
| Midships | High Decks 5,6,7 | BA |
| Midships | High Decks 5,6,7,8 | BB |
| Midships | High Decks 4,8 | BC |
| Aft | High Decks 5,6,7 | BD |
| Forward/Aft | High Decks 4,5,6,7,8 | BE |
| Forward | High Decks 4,8 | BF |
| Balcony (partially obstructed view)^x | | |
| Midships | High Deck 5 | CA |
| Midships | High Deck 4, 5 | CB |
| Oceanview | | |
| Midships | Low Deck 1 | EB |
| Midships/Aft | Low Deck 1 | EC |
| Forward | Low Deck 1, 6 | EF |
| Oceanview (obstructed view)[†] | | |
| Midships | High Deck 4 | FB |
| Midships | High Deck 4 | FC |
| Deluxe Inside | | |
| Midships | High Deck 6,8 | GA |
| Midships | Low Deck 1 | GB |
| Midships | Low Deck 1 | GC |
| Standard Inside | | |
| Midships | High Decks 4,6,7,8 | IA |
| Aft | High Decks 5,6,7 | ID |
| Forward/Aft | High Decks 4,5,6,8 | IE |
| Forward | High Decks 4,8 | IF |

Deck 12

Deck 11

Deck 10

Deck 9



Key to symbols

- L Lift
- † Indicates 2 lower berths and 1 upper berth
- + Indicates 3rd berth is a single sofa bed
- † Indicates 3rd and 4th berth is a single sofa bed and one upper bed
- * Staterooms have views obstructed by lifeboats
- × Views partially obstructed by lifeboat mechanism
- ▲ Wheelchair accessible
- Staterooms 7.001 & 7.002 shaded by Bridge Wings
- ◆ Staterooms 6.001 & 6.002 have forward facing ocean views
- Staterooms 4.001-4.042, Deck 4 Forward, have metal fronted balconies

Ship facts

| | |
|------------------------------|----------------------------|
| Entered Service: 2007 | Passenger Capacity: 1,990 |
| Refit: December 2010 | No. of Crew: 981 |
| Country of Registry: Bermuda | Length Overall: 964.5 feet |
| Speed: 23.7 knots | Width: 106 feet |
| Gross Tonnage: 90,000 GRT | Draft: 25.9 feet |



Queen Victoria Deck Plans

3 May 2015 (V510) - 29 December 2015 (V601)

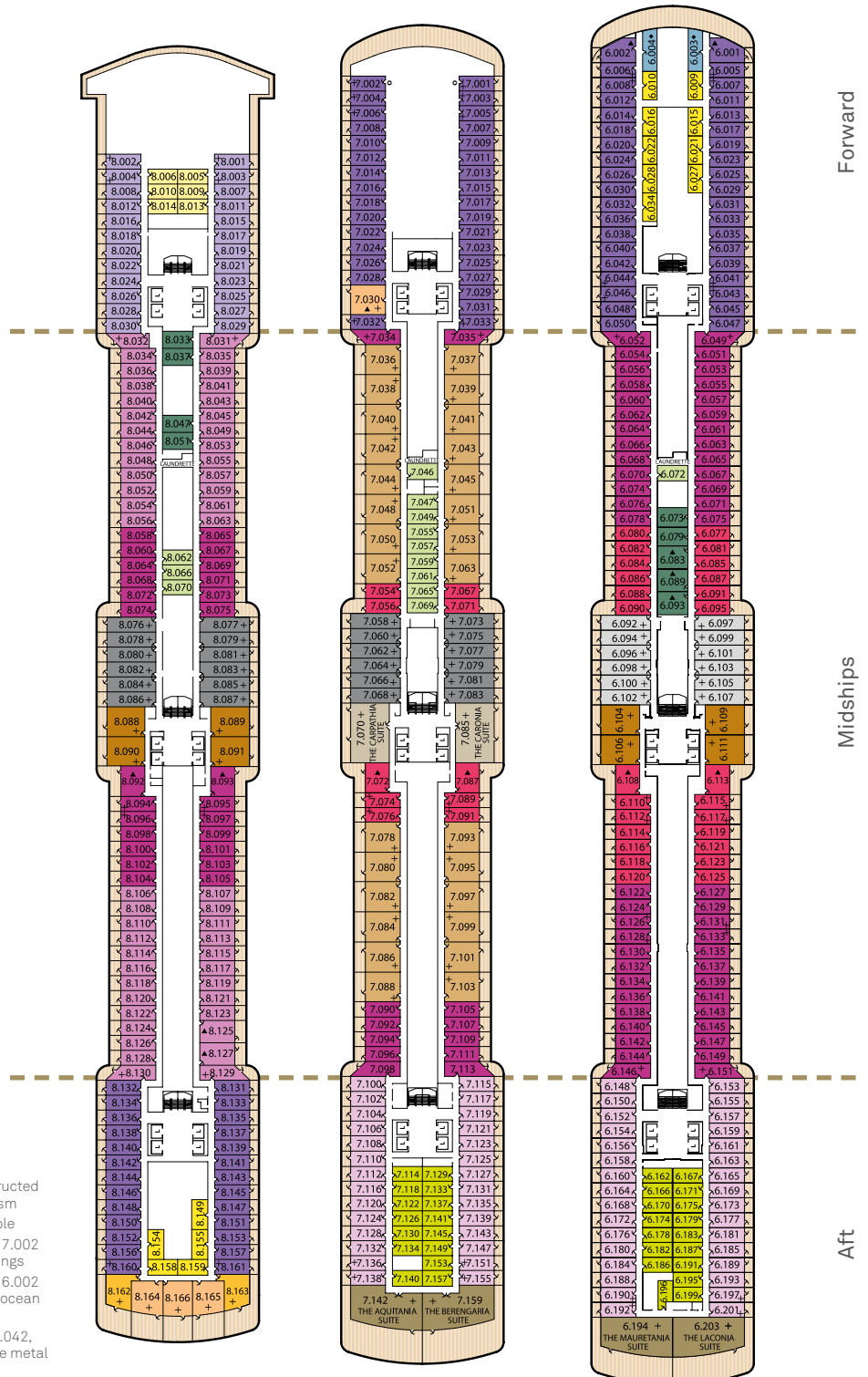
Stateroom Category

| | | |
|---|----------------------|-----------|
| Grand Suites | | |
| Aft | High Decks 6,7 | Q1 |
| Master Suites | | |
| Midships | High Deck 7 | Q2 |
| Penthouse | | |
| Midships | High Decks 4,5,6,8 | Q3 |
| Midships | High Deck 7 | Q4 |
| Queens Suites | | |
| Aft | High Decks 4,5,8 | Q5 |
| Forward/Aft | High Decks 4,5,7,8 | Q6 |
| Princess Suites | | |
| Midships | High Decks 7,8 | P1 |
| Midships/Forward | High Decks 4,5,6 | P2 |
| Balcony | | |
| Midships | High Decks 5,6,7 | BA |
| Midships | High Decks 5,6,7,8 | BB |
| Midships | High Decks 4,8 | BC |
| Aft | High Decks 5,6,7 | BD |
| Forward/Aft | High Decks 4,5,6,7,8 | BE |
| Forward | High Decks 4,8 | BF |
| Balcony (partially obstructed view)* | | |
| Midships | High Deck 5 | CA |
| Midships | High Deck 4, 5 | CB |
| Oceanview | | |
| Midships | Low Deck 1 | EB |
| Midships/Aft | Low Deck 1 | EC |
| Forward | Low Deck 1,6 | EF |
| Oceanview (obstructed view)* | | |
| Midships | High Deck 4 | FB |
| Midships | High Deck 4 | FC |
| Deluxe Inside | | |
| Midships | High Deck 6,8 | GA |
| Midships | Low Deck 1 | GB |
| Midships | Low Deck 1 | GC |
| Standard Inside | | |
| Midships | High Decks 4,6,7,8 | IA |
| Aft | High Decks 5,6,7 | ID |
| Forward/Aft | High Decks 4,5,6,8 | IE |
| Forward | High Decks 4,8 | IF |

Deck 8 (High)
(Royal, Queens & Princess Suites & Staterooms 8.001-8.166)

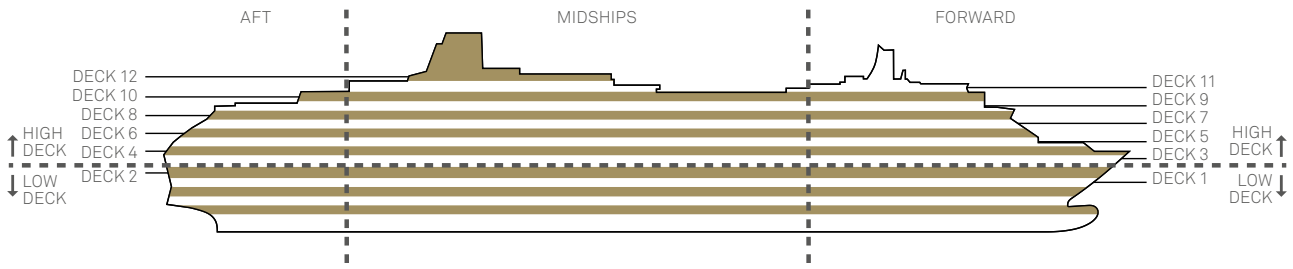
Deck 7 (High)
(Grand, Master, Queens & Princess Suites, Penthouses & Staterooms 7.001-7.159)

Deck 6 (High)
(Grand Suites, Penthouses, Princess Suites & Staterooms 6.001-6.203)



Key to symbols

- L Lift
- † Indicates 2 lower berths and 1 upper berth
- + Indicates 3rd berth is a single sofa bed
- ‡ Indicates 3rd and 4th berth is a single sofa bed and one upper bed
- * Staterooms have views obstructed by lifeboats
- × Views partially obstructed by lifeboat mechanism
- ▲ Wheelchair accessible
- Staterooms 7.001 & 7.002 shaded by Bridge Wings
- ◆ Staterooms 6.001 & 6.002 have forward facing ocean views
- Staterooms 4.001-4.042, Deck 4 Forward, have metal fronted balconies



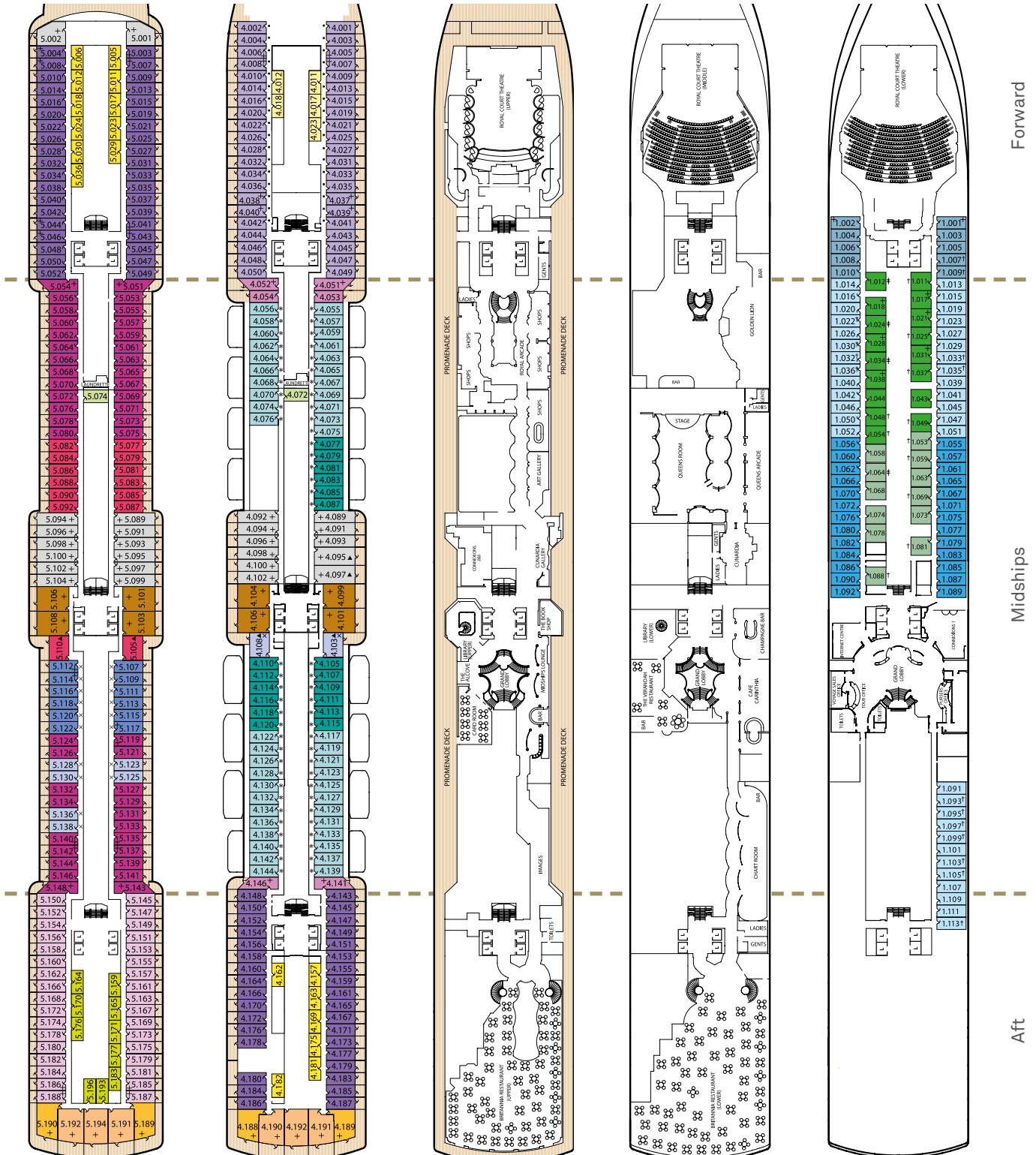
Deck 5 (High)
 (Penthouses, Queens & Princess Suites & Staterooms 5.001-5.196)

Deck 4 (High)
 (Penthouses, Queens & Princess Suites & Staterooms 4.001-4.192)

Deck 3

Deck 2

Deck 1 (Low)
 (Staterooms 1.001-1.113)



Forward

Midships

Aft