

**RAY**

**PRODUCT SHEET**

**WOUD**

# RAY CAFÉ CHAIR

DESIGNED BY FASTING & ROLFF

THE RAY COLLECTION COMPRISES 12 DIFFERENT PIECES OF OUTDOOR FURNITURE. UNITED BY THEIR GRAPHICAL DETAILS AND COMMON CHARACTERISTICS. A MODERN AND LIGHTWEIGHT SERIES OF OUTDOOR FURNITURE. DESIGNED TO BE LEFT OUTSIDE WITH ITS MATT AND RESISTANT POWDER COATED SURFACE. COMBINING THE LIGHTNESS OF ALUMINIUM WITH THE COMFORT OF SOFT SHAPES.

## YEAR OF DESIGN

2018

## CATEGORY

OUTDOOR

## MATERIALS

POWDER COATED ALUMINIUM

## FOOTCAPS

BLACK PLASTIC

## ASSEMBLY

FULLY ASSEMBLED

## STACKABILITY

MAX 8 CHAIRS

## TESTS

APPROVED FOR OUTDOOR AND CONTRACT USE

581-1:2017, 581-2:2015+ AC 2016

PASSED CORROSION TEST

PASSED SALT SPRAY TEST WITH GRADE 10

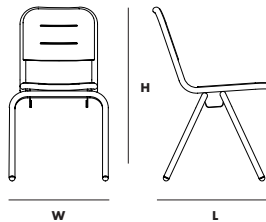
## SEAT PAD

GREY MELANGE OR TAUPE

SOLD SEPARATELY

## MAINTENANCE

FOR DAILY CARE, WIPE OFF WITH A CLEAN, MOIST CLOTH FOLLOWED BY A SOFT DRY CLOTH



## DIMENSIONS

L 450 x D 550 x H 794 / S-H 455 MM

L 17.7 x D 21.6 x H 31.2 / S-H 17.9 "

## ITEM NO / COLOUR

300001 CHARCOAL BLACK

300002 WHITE

300003 BLUE

300004 ROSE PINK

# RAY CAFÉ ARMCHAIR

DESIGNED BY FASTING & ROLFF

THE RAY COLLECTION COMPRISES 12 DIFFERENT PIECES OF OUTDOOR FURNITURE. UNITED BY THEIR GRAPHICAL DETAILS AND COMMON CHARACTERISTICS. A MODERN AND LIGHTWEIGHT SERIES OF OUTDOOR FURNITURE. DESIGNED TO BE LEFT OUTSIDE WITH ITS MATT AND RESISTANT POWDER COATED SURFACE. COMBINING THE LIGHTNESS OF ALUMINIUM WITH THE COMFORT OF SOFT SHAPES.

## YEAR OF DESIGN

2018

## CATEGORY

OUTDOOR

## MATERIALS

POWDER COATED ALUMINIUM

## FOOTCAPS

BLACK PLASTIC

## ASSEMBLY

FULLY ASSEMBLED

## STACKABILITY

MAX 6 CHAIRS

## TESTS

APPROVED FOR OUTDOOR AND CONTRACT USE

581-1:2017, 581-2:2015+ AC 2016

PASSED CORROSION TEST

PASSED SALT SPRAY TEST WITH GRADE 10

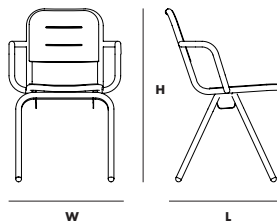
## SEAT PAD

GREY MELANGE OR TAUPE

SOLD SEPARATELY

## MAINTENANCE

FOR DAILY CARE, WIPE OFF WITH A CLEAN, MOIST CLOTH FOLLOWED BY A SOFT DRY CLOTH



## DIMENSIONS

L 512 x D 550 x H 794 / S-H 455 MM

L 20.1 x D 21.6 x H 31.2 / S-H 17.9 "

## ITEM NO / COLOUR

300008 CHARCOAL BLACK

300009 WHITE

300010 BLUE

300011 ROSE PINK

# RAY DINING CHAIR

DESIGNED BY FASTING & ROLFF

THE RAY COLLECTION COMPRISES 12 DIFFERENT PIECES OF OUTDOOR FURNITURE. UNITED BY THEIR GRAPHICAL DETAILS AND COMMON CHARACTERISTICS. A MODERN AND LIGHTWEIGHT SERIES OF OUTDOOR FURNITURE. DESIGNED TO BE LEFT OUTSIDE WITH ITS MATT AND RESISTANT POWDER COATED SURFACE. COMBINING THE LIGHTNESS OF ALUMINIUM WITH THE COMFORT OF SOFT SHAPES.

## YEAR OF DESIGN

2018

## CATEGORY

OUTDOOR

## MATERIALS

POWDER COATED ALUMINIUM

## FOOTCAPS

BLACK PLASTIC

## ASSEMBLY

FULLY ASSEMBLED

## STACKABILITY

MAX 4 CHAIRS

## TESTS

APPROVED FOR OUTDOOR AND CONTRACT USE

581-1:2017, 581-2:2015+ AC 2016

PASSED CORROSION TEST

PASSED SALT SPRAY TEST WITH GRADE 10

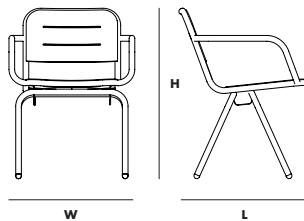
## SEAT PAD

GREY MELANGE OR TAUPE

SOLD SEPARATELY

## MAINTENANCE

FOR DAILY CARE, WIPE OFF WITH A CLEAN, MOIST CLOTH FOLLOWED BY A SOFT DRY CLOTH



## DIMENSIONS

L 589 x D 610 x H 769 / S-H 455 MM

L 23.1 x D 24 x H 30.2 / S-H 17.9 "

## ITEM NO / COLOUR

300015 CHARCOAL BLACK

300016 WHITE

300017 BLUE

300018 ROSE PINK

# RAY LOUNGE CHAIR

DESIGNED BY FASTING & ROLFF

THE RAY COLLECTION COMPRISES 12 DIFFERENT PIECES OF OUTDOOR FURNITURE. UNITED BY THEIR GRAPHICAL DETAILS AND COMMON CHARACTERISTICS. A MODERN AND LIGHTWEIGHT SERIES OF OUTDOOR FURNITURE. DESIGNED TO BE LEFT OUTSIDE WITH ITS MATT AND RESISTANT POWDER COATED SURFACE. COMBINING THE LIGHTNESS OF ALUMINIUM WITH THE COMFORT OF SOFT SHAPES.

## YEAR OF DESIGN

2018

## CATEGORY

OUTDOOR

## MATERIALS

POWDER COATED ALUMINIUM

## FOOTCAPS

BLACK PLASTIC

## ASSEMBLY

FULLY ASSEMBLED

## STACKABILITY

MAX 7 CHAIRS

## TESTS

APPROVED FOR OUTDOOR AND CONTRACT USE

581-1:2017, 581-2:2015+ AC 2016

PASSED CORROSION TEST

PASSED SALT SPRAY TEST WITH GRADE 10

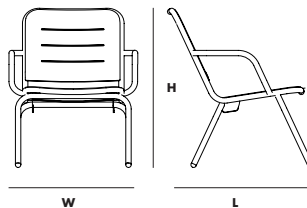
## SEAT PAD

GREY MELANGE OR TAUPE

SOLD SEPARATELY

## MAINTENANCE

FOR DAILY CARE, WIPE OFF WITH A CLEAN, MOIST CLOTH FOLLOWED BY A SOFT DRY CLOTH



## DIMENSIONS

L 649 x D 685 x H 775 / S-H 390 MM

L 25.5 x D 26.9 x H 30.5 / S-H 15.3 "

## ITEM NO / COLOUR

300022 CHARCOAL BLACK

300023 WHITE

300024 BLUE

300025 ROSE PINK

# RAY BENCH WITH ARMREST

DESIGNED BY FASTING & ROLFF

THE RAY COLLECTION COMPRISES 12 DIFFERENT PIECES OF OUTDOOR FURNITURE. UNITED BY THEIR GRAPHICAL DETAILS AND COMMON CHARACTERISTICS. A MODERN AND LIGHTWEIGHT SERIES OF OUTDOOR FURNITURE. DESIGNED TO BE LEFT OUTSIDE WITH ITS MATT AND RESISTANT POWDER COATED SURFACE. COMBINING THE LIGHTNESS OF ALUMINIUM WITH THE COMFORT OF SOFT SHAPES.

## YEAR OF DESIGN

2018

## CATEGORY

OUTDOOR

## MATERIALS

POWDER COATED ALUMINIUM

## FOOTCAPS

BLACK PLASTIC

ADJUSTABLE

## ASSEMBLY

INSTRUCTIONS MANUAL INCLUDED

## TESTS

APPROVED FOR OUTDOOR AND CONTRACT USE

581-1:2017, 581-2:2015+ AC 2016

PASSED CORROSION TEST

PASSED SALT SPRAY TEST WITH GRADE 10

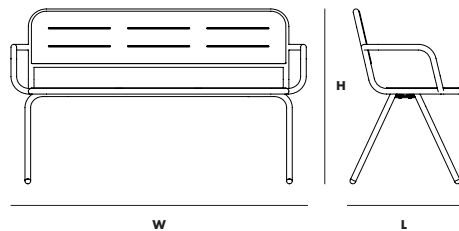
## SEAT PAD

GREY MELANGE OR TAUPE

SOLD SEPARATELY

## MAINTENANCE

FOR DAILY CARE, WIPE OFF WITH A CLEAN, MOIST CLOTH FOLLOWED BY A SOFT DRY CLOTH



## DIMENSIONS

L 1200 x D 507 x H 450 / S-H 460 mm

L 47.2 x D 19.9 x H 17.7 / S-H 18.1 "

## ITEM NO / COLOUR

300036 CHARCOAL BLACK

300037 WHITE

300038 BLUE

300039 ROSE PINK

# RAY BENCH

DESIGNED BY FASTING & ROLFF

THE RAY COLLECTION COMPRISES 12 DIFFERENT PIECES OF OUTDOOR FURNITURE. UNITED BY THEIR GRAPHICAL DETAILS AND COMMON CHARACTERISTICS. A MODERN AND LIGHTWEIGHT SERIES OF OUTDOOR FURNITURE. DESIGNED TO BE LEFT OUTSIDE WITH ITS MATT AND RESISTANT POWDER COATED SURFACE. COMBINING THE LIGHTNESS OF ALUMINIUM WITH THE COMFORT OF SOFT SHAPES.

## YEAR OF DESIGN

2018

## CATEGORY

OUTDOOR

## MATERIALS

POWDER COATED ALUMINIUM

## FOOTCAPS

BLACK PLASTIC

ADJUSTABLE

## ASSEMBLY

INSTRUCTIONS MANUAL INCLUDED

## TESTS

APPROVED FOR OUTDOOR AND CONTRACT USE

581-1:2017, 581-2:2015+ AC 2016

PASSED CORROSION TEST

PASSED SALT SPRAY TEST WITH GRADE 10

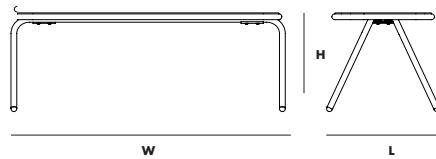
## SEAT PAD

GREY MELANGE OR TAUPE

SOLD SEPARATELY

## MAINTENANCE

FOR DAILY CARE, WIPE OFF WITH A CLEAN, MOIST CLOTH FOLLOWED BY A SOFT DRY CLOTH



## DIMENSIONS

L 1200 x D 507 x H 450 / S-H 450 MM

L 47.2 x D 19.9 x H 17.7 / S-H 17.7 "

## ITEM NO / COLOUR

300029 CHARCOAL BLACK

300030 WHITE

300031 BLUE

300032 ROSE PINK

## RAY CAFÉ TABLE (SQUARE)

DESIGNED BY FASTING & ROLFF

THE RAY COLLECTION COMPRISES 12 DIFFERENT PIECES OF OUTDOOR FURNITURE. UNITED BY THEIR GRAPHICAL DETAILS AND COMMON CHARACTERISTICS. A MODERN AND LIGHTWEIGHT SERIES OF OUTDOOR FURNITURE. DESIGNED TO BE LEFT OUTSIDE WITH ITS MATT AND RESISTANT POWDER COATED SURFACE. COMBINING THE LIGHTNESS OF ALUMINIUM WITH THE COMFORT OF SOFT SHAPES.

### YEAR OF DESIGN

2018

### CATEGORY

OUTDOOR

### TABLE TOP

POWDER COATED ALUMINIUM

### LEGS

POWDER COATED STEEL

### FOOTCAPS

BLACK PLASTIC

ADJUSTABLE

### FITTINGS

BLACK POWDER COATED STEEL

### ASSEMBLY

INSTRUCTIONS MANUAL INCLUDED

### TESTS

APPROVED FOR OUTDOOR AND CONTRACT USE

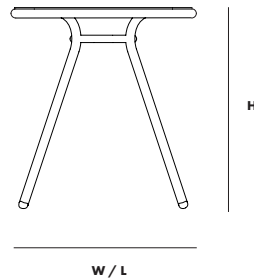
581-1:2017, 581-2:2017

PASSED CORROSION TEST

PASSED SALT SPRAY TEST WITH GRADE 10

### MAINTENANCE

FOR DAILY CARE, WIPE OFF WITH A CLEAN, MOIST CLOTH FOLLOWED BY A SOFT DRY CLOTH



### DIMENSIONS

L 650 x W 650 x H 720 MM

L 25.5 x D 25.5 x H 28.3 "

### ITEM NO / COLOUR

300043 CHARCOAL BLACK

300044 WHITE

300045 BLUE

300046 ROSE PINK



## RAY CAFÉ TABLE (ROUND)

DESIGNED BY FASTING & ROLFF

THE RAY COLLECTION COMPRISES 12 DIFFERENT PIECES OF OUTDOOR FURNITURE. UNITED BY THEIR GRAPHICAL DETAILS AND COMMON CHARACTERISTICS. A MODERN AND LIGHTWEIGHT SERIES OF OUTDOOR FURNITURE. DESIGNED TO BE LEFT OUTSIDE WITH ITS MATT AND RESISTANT POWDER COATED SURFACE. COMBINING THE LIGHTNESS OF ALUMINIUM WITH THE COMFORT OF SOFT SHAPES.

### YEAR OF DESIGN

2018

### CATEGORY

OUTDOOR

### TABLE TOP

POWDER COATED ALUMINIUM

### LEGS

POWDER COATED STEEL

### FOOTCAPS

BLACK PLASTIC

ADJUSTABLE

### FITTINGS

BLACK POWDER COATED STEEL

### ASSEMBLY

INSTRUCTIONS MANUAL INCLUDED

### TESTS

APPROVED FOR OUTDOOR AND CONTRACT USE

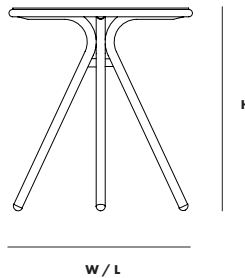
581-1:2017, 581-2:2017

PASSED CORROSION TEST

PASSED SALT SPRAY TEST WITH GRADE 10

### MAINTENANCE

FOR DAILY CARE, WIPE OFF WITH A CLEAN, MOIST CLOTH FOLLOWED BY A SOFT DRY CLOTH



### DIMENSIONS

Ø 650 x H 720 MM

Ø 25.5 x H 28.3 "

### ITEM NO / COLOUR

300050 CHARCOAL BLACK

300051 WHITE

300052 BLUE

300053 ROSE PINK

# RAY LOUNGE TABLE

DESIGNED BY FASTING & ROLFF

THE RAY COLLECTION COMPRISES 12 DIFFERENT PIECES OF OUTDOOR FURNITURE. UNITED BY THEIR GRAPHICAL DETAILS AND COMMON CHARACTERISTICS. A MODERN AND LIGHTWEIGHT SERIES OF OUTDOOR FURNITURE. DESIGNED TO BE LEFT OUTSIDE WITH ITS MATT AND RESISTANT POWDER COATED SURFACE. COMBINING THE LIGHTNESS OF ALUMINIUM WITH THE COMFORT OF SOFT SHAPES.

## YEAR OF DESIGN

2018

## CATEGORY

OUTDOOR

## TABLE TOP

POWDER COATED ALUMINIUM

## LEGS

POWDER COATED STEEL

## FOOTCAPS

BLACK PLASTIC

## FITTINGS

BLACK POWDER COATED STEEL

## ASSEMBLY

INSTRUCTIONS MANUAL INCLUDED

## TESTS

APPROVED FOR OUTDOOR AND CONTRACT USE

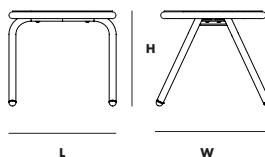
581-1:2017, 581-2:2017

PASSED CORROSION TEST

PASSED SALT SPRAY TEST WITH GRADE 10

## MAINTENANCE

FOR DAILY CARE, WIPE OFF WITH A CLEAN, MOIST CLOTH FOLLOWED BY A SOFT DRY CLOTH



## DIMENSIONS

L 374 x W 374 x H 364 MM

L 14.7 x W 14.7 x H 14.3 "

## ITEM NO / COLOUR

300057 CHARCOAL BLACK

300058 WHITE

300059 BLUE

300060 ROSE PINK

## RAY DINING TABLE (140)

DESIGNED BY FASTING & ROLFF

THE RAY COLLECTION COMPRISES 12 DIFFERENT PIECES OF OUTDOOR FURNITURE. UNITED BY THEIR GRAPHICAL DETAILS AND COMMON CHARACTERISTICS. A MODERN AND LIGHTWEIGHT SERIES OF OUTDOOR FURNITURE. DESIGNED TO BE LEFT OUTSIDE WITH ITS MATT AND RESISTANT POWDER COATED SURFACE. COMBINING THE LIGHTNESS OF ALUMINIUM WITH THE COMFORT OF SOFT SHAPES.

### YEAR OF DESIGN

2018

### CATEGORY

OUTDOOR

### TABLE TOP

POWDER COATED ALUMINIUM

### LEGS

POWDER COATED STEEL

### FOOTCAPS

BLACK PLASTIC

ADJUSTABLE

### FITTINGS

BLACK POWDER COATED STEEL

### ASSEMBLY

INSTRUCTIONS MANUAL INCLUDED

### TESTS

APPROVED FOR OUTDOOR AND CONTRACT USE

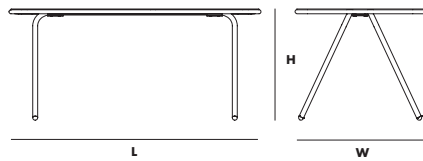
581-1:2017, 581-2:2017

PASSED CORROSION TEST

PASSED SALT SPRAY TEST WITH GRADE 10

### MAINTENANCE

FOR DAILY CARE, WIPE OFF WITH A CLEAN, MOIST CLOTH FOLLOWED BY A SOFT DRY CLOTH



### DIMENSIONS

L 1400 x W 850 x H 710 MM

L 55.1 x W 33.4 x H 27.9 "

### ITEM NO / COLOUR

300064 CHARCOAL BLACK

300065 WHITE

300066 BLUE

300067 ROSE PINK

## RAY DINING TABLE (160)

DESIGNED BY FASTING & ROLFF

THE RAY COLLECTION COMPRISES 12 DIFFERENT PIECES OF OUTDOOR FURNITURE. UNITED BY THEIR GRAPHICAL DETAILS AND COMMON CHARACTERISTICS. A MODERN AND LIGHTWEIGHT SERIES OF OUTDOOR FURNITURE. DESIGNED TO BE LEFT OUTSIDE WITH ITS MATT AND RESISTANT POWDER COATED SURFACE. COMBINING THE LIGHTNESS OF ALUMINIUM WITH THE COMFORT OF SOFT SHAPES.

### YEAR OF DESIGN

2018

### CATEGORY

OUTDOOR

### TABLE TOP

POWDER COATED ALUMINIUM

### LEGS

POWDER COATED STEEL

### FOOTCAPS

BLACK PLASTIC  
ADJUSTABLE

### FITTINGS

BLACK POWDER COATED STEEL

### ASSEMBLY

INSTRUCTIONS MANUAL INCLUDED

### TESTS

APPROVED FOR OUTDOOR AND CONTRACT USE

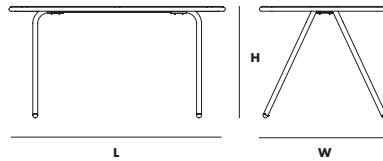
581-1:2017, 581-2:2017

PASSED CORROSION TEST

PASSED SALT SPRAY TEST WITH GRADE 10

### MAINTENANCE

FOR DAILY CARE, WIPE OFF WITH A CLEAN,  
MOIST CLOTH FOLLOWED BY A SOFT DRY CLOTH



### DIMENSIONS

L 1600 x W 850 x H 710 MM

L 62.9 x W 33.4 x H 27.9 "

### ITEM NO / COLOUR

300071 CHARCOAL BLACK

300072 WHITE

300073 BLUE

300074 ROSE PINK

## RAY DINING TABLE (220)

DESIGNED BY FASTING & ROLFF

THE RAY COLLECTION COMPRISES 12 DIFFERENT PIECES OF OUTDOOR FURNITURE. UNITED BY THEIR GRAPHICAL DETAILS AND COMMON CHARACTERISTICS. A MODERN AND LIGHTWEIGHT SERIES OF OUTDOOR FURNITURE. DESIGNED TO BE LEFT OUTSIDE WITH ITS MATT AND RESISTANT POWDER COATED SURFACE. COMBINING THE LIGHTNESS OF ALUMINIUM WITH THE COMFORT OF SOFT SHAPES.

### YEAR OF DESIGN

2018

### CATEGORY

OUTDOOR

### TABLE TOP

POWDER COATED ALUMINIUM

### LEGS

POWDER COATED STEEL

### FOOTCAPS

BLACK PLASTIC  
ADJSUTABLE

### FITTINGS

BLACK POWDER COATED STEEL

### ASSEMBLY

INSTRUCTIONS MANUAL INCLUDED

### TESTS

APPROVED FOR OUTDOOR AND CONTRACT USE

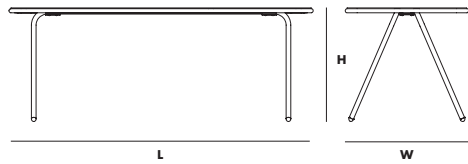
581-1:2017, 581-2:2017

PASSED CORROSION TEST

PASSED SALT SPRAY TEST WITH GRADE 10

### MAINTENANCE

FOR DAILY CARE, WIPE OFF WITH A CLEAN,  
MOIST CLOTH FOLLOWED BY A SOFT DRY CLOTH



### DIMENSIONS

L 2000 x W 850 x H 710 MM

L 86.6 x W 33.4 x H 27.9 "

### ITEM NO / COLOUR

300078 CHARCOAL BLACK

300079 WHITE

300080 BLUE

300081 ROSE PINK