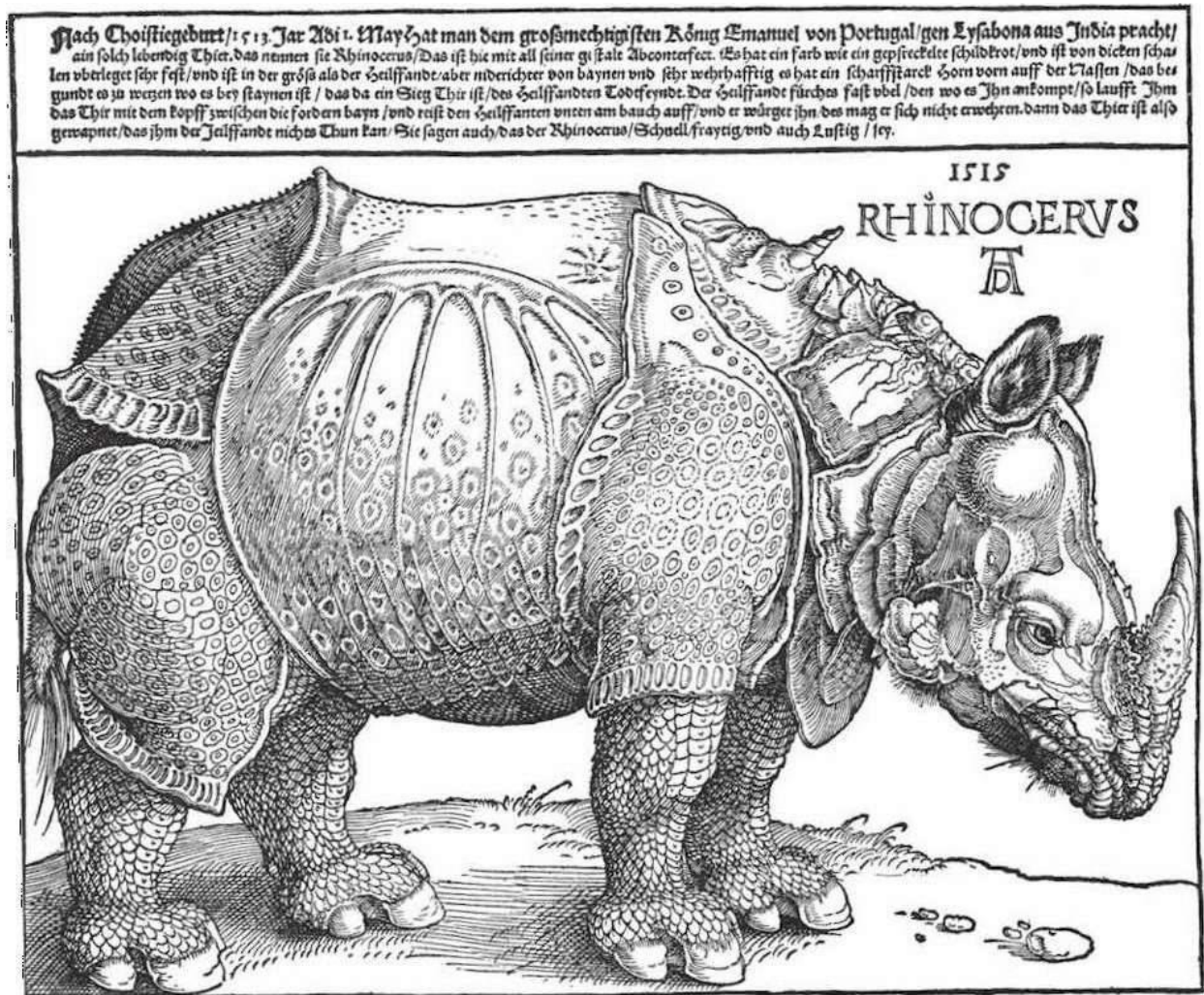


Raymond the Rhino Teaches Art, Reading and Kindness

By Sharon Jeffus

Copyright 2014

This is the first lesson in a wonderful series that teaches children reading and other subjects in a fun and artistic way. First we are going to look at some famous works of art about a rhino. The first book is brought to you by Raymond the Rhino.



The picture above was done by the famous Renaissance master artist Albrecht Durer. This is an example of an artist showing texture in a picture.



Thomas Daniell did the picture above called "The Indian Rhinoceros." How would you like to watch a baby rhinoceros? Go to:


<https://www.youtube.com/watch?v=Z9rQFRfeg04>


https://www.youtube.com/watch?v=Ay9Ca2u_f3I

How big is the rhinoceros in the picture below? How do you know?



How big are the dinosaurs in the picture below? How do you know? You show scale when you put something in a picture you know the size of to show how large something is.





Here is a picture of Raymond the Rhino. He just loves to read! He plays the saxophone and teaches art! How many words that begin with “R” do you see above? Here is a little poem about Raymond. Circle the words that rhyme. A

word that rhymes with another word is a word that sounds the same like ant and plant.

Raymond the Rhino

Raymond the rhino was such a nice fellow,

He was gentle and mild you could even say mellow!

He had very thick glasses, he just couldn't see,

And some thought he was chubby, as big as a tree.

But Raymond had talent a quite gifted gent,

"Please pay your music, you're worth every cent."

"I'd pay millions to see you just blow on your sax.

"Don't be so nervous, you need to relax."

Raymond the Rhino sat down with a clatter, sometimes it seemed like it just didn't matter.

A giraffe named Jerome just sauntered on by and saw Raymond and thought he just needed to try....

He had such admiration, "I love Raymond the Rhino he said with elation!"

He's always so nice to everyone by the river, he shares all his food,

He's really a giver. He just moves over a space when someone wants a drink.


He moves over a space and he doesn't even think...Raymond I think you are one of the best.

You love everyone, no matter how they are dressed.

You are kind to the animals, the fish and the fowl, and you pay such respect to that ancient old owl.

I want to be like you, I really do! said Raymond the Rhino,

"I feel better than new."




The picture above is by the master artist Henry Rousseau. He did many famous pictures of the jungle, but he never visited a jungle. He got ideas from pictures from books and the Botanical Gardens in Paris.

When you draw a picture of an animal you haven't seen, you can look at books and watch videos of the animal for ideas before you draw it. We are going to draw an ape, which is a type of monkey, and an



ant. Go to this website for a fun song about monkeys:


<https://www.youtube.com/watch?v=bONHrFNZWh0>

We are going to draw the sentence, "I saw an ape beside an ant." What letter do the two animals begin with? Do you see the circles below? Draw circles on the left and then put eyes, nose, and details on your ape. The ape is big. The ant is little.



You can connect the dots to draw an ape in the picture below and finish the ape from the picture that was started beside it. One ape is big and one is little.





How many ants do you see in the picture above? Go to this website to see a counting song about ants:


<http://www.bing.com/videos/search?q=the+ants+go+marching&go=Submit+Query&q=bs&form=QBVR#view=detail&mid=09ADE2198701E3B46F8A09ADE2198701E3B46F8A>

Draw your ape beside your ant. You can use vertical and diagonal lines to show leaves and trees.





Draw your ape and think of words that rhyme with ape. Draw your ant and think of words that rhyme with ant.



You can go to vmmclasses.com and order a whole package of fun books. Mine is the first, Leo the Horned Lizard is second. You will love it. Sharon Jeffus has a B.S.E. in Art Education from John Brown University and studied art at Metropolitan in Denver and Southern Illinois University. She wrote the Visual Manna books and founded the Visual Manna teaching method. Go to vmmclasses.com or Email us at visualmanna@gmail.com for more information.

