

Name _____

 Write




V

v

Z

z



Viv

zip



Directions Have children write a row of each letter and then write the words.



Home Activity Ask your child to show how you write each letter.

Name _____










Vv
Zz







Directions: Name each picture. Write v if the word begins with /v/. Write z if the word begins with /z/. Color the /v/ pictures.



Home Activity: Have your child find other words that begin with /v/ or /z/.

Name _____

Val's Top



He will zap the tag.
Val has got the red top.

Val and Mom come in
a van.
They will go to look for
a top.



Val and Mom see a top.
They can zip it up.



The top is red.
Val and Mom like the
top.

Name _____



Write



Color

where is come me

Do they see _____?



_____ did you go?



_____ here, little dog.



My mom _____ here.



© Pearson Education, Inc., K



Directions: Read each sentence. Write the missing word to finish the sentence. Color the picture.



Home Activity: Have your child use the high-frequency words in other sentences.

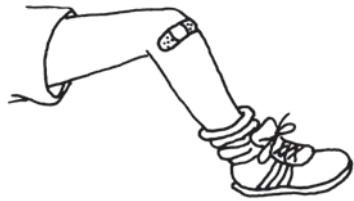
Name _____



Circle



Write



leg

run

My _____ got cut.



sit

pal

This is my _____.



pig

big

Come here, little _____.



hop

bug

Look at the _____.



van

will

That _____ is big.



hit

hill

Run up the _____.



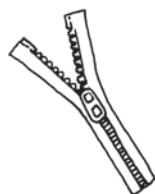
Directions: Circle the noun that matches the picture.
Write the word to complete the sentence.



Home Activity: Have your child read each sentence.

Name _____










Vv



Zz





© Pearson Education, Inc., K



Directions: Name each picture and spell the picture name. Write the word on the lines. Then color the /z/ and /v/ pictures.



Home Activity: Have your child draw pictures of things that begin with /v/ and /z/.

Name _____



Color



Directions: Color the picture that shows the main idea of the story *On the Move!*



Home Activity: Have your child tell you about the story and why he or she chose the main idea picture. Also have your child tell why the other pictures do not show the main idea.

Name _____



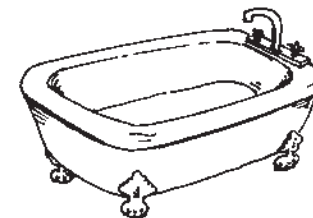
Read It!

The cub is little.



Say It!

Tell something about the tub. Use the word **tub** in your sentence.



Write It!



The _____ is little. (nut)



Directions Have children read the sentence about the cub. Ask them to say a sentence about the tub. Then have children write the noun to complete the sentence.



Home Activity Point to items in the house and have your child name the item and use the word in a sentence.

Name _____



Draw



Write

A large, empty rectangular box with a slightly rough, hand-drawn border, intended for a student to draw a picture or write a message.

Come to our play.

It is on _____

It is at _____ o'clock.





Directions Draw a picture for your class play. Then write or dictate the missing information for the class.




Home Activity Help your child create an invitation to a real or make believe family event.

Name _____

 Draw  Color



© Pearson Education, Inc., K

 **Directions:** Draw a line from what happened to why it happened. Color each picture.



Home Activity: Have your child tell why each event happened.

Name _____



Circle




Write



cup

pup


The little _____ is here.



cat

rat

The little _____ ran.



hen

pen

One fat _____ is here.



log

dog


The _____ likes it.



pet

net

The little _____ is wet.



fan

man

A cat ran to the _____.



Directions: Look at the picture. Read the sentence. Circle the noun to complete the sentence. Write the word.



Home Activity: Have your child use the noun that is not circled in each box in a sentence.