



Reconditioned Electric Motor CATALOGUE



PARK GATE
& COMPANY LTD

T: 01228 552000 • F: 01228 552001

E: electrics@park-gate.co.uk • www.park-gate.co.uk



Park Gate & Company Ltd. have been supplying electric motors and control gear since 1946 and during this time we have built a reputation for providing an excellent standard of service when the customer needs it the most.

Contained in this catalogue is a comprehensive range of reconditioned equipment available ex-stock at the time of going to press.

Our repair and rewind department has over 70 years experience in the repair and overhaul of all types and makes of AC and DC motors and associated plant.

Our modern and fully equipped workshop offers a 10 ton travelling crane, along with Dynamic Balancing and Load testing facilities which allows us to provide electric motor repairs, overhauls and reconditioning to the very highest standards. Utilising our own transport combined with network haulage companies we are able to offer rapid deliveries to all parts of the UK and beyond.

Please remember that this stock is constantly being added to so if you require something not on the list then give us a call, we might just be able to help you.



PARK GATE
& COMPANY LTD

87 Kingstown Broadway,
Kingstown Industrial Estate,
Carlisle CA3 0HA

T: 01228 552000

F: 01228 552001

E: electrics@park-gate.co.uk

www.park-gate.co.uk



Index

Squirrel Cage Motors.....	2
Slip-ring Wound Rotor Motors.....	33
High Tension Motors.....	37
EXD Hazardous Area Motors	40
D C Motors.....	42
Vibrator Motors.....	45
Squirrel Cage Two Speed Motors.....	48
Geared Motor Units.....	49

87 Kingstown Broadway
Kingstown Industrial Estate
Carlisle CA3 0HA

Telephone: 01228 552000
Fax: 01228 552001

Email: electrics@park-gate.co.uk
www.park-gate.co.uk

Squirrel Cage Motors



Large selection of motors under 15.0kw also available.

Stock No	Make	KW	Speed	Frame Size
9162	BCP	15	3000	WVDA160MJ
9118	BCP	15	2940	D160MB
9120	BCP	15	2940	D160M
9124	BCP	15	2940	D160MB
12438	BCP	15	2940	WDF160MJ
5439	BCP	15	2940	D160MB
12715	BCP	15	2940	WDA160MJ
12785	BCP	15	2940	W-DF160MJ-D
12116	BCP	15	2940	WDF160MJ
13283	BCP	15	2940	WDA160MJD
2823	BCP	15	2930	C160M
12626	ABB	15	2930	M2QA160M2B
12466	BCP	15	2920	ADF160MBD
2781	BCP	15	2920	D160MB
5781	BCP	15	2920	HOLT160M
12804	BCP	15	2920	HADF160MB
4860	BCP	15	2910	D160M
2785	BCP	15	2910	D160M
2787	BCP	15	2910	D160M
12414	BCP	15	2910	D160M
12458	GEC	15	2900	D160M
9015	GEC ALPAK	15	2900	D160MD
4884	GEC	15	2900	D160M
4358	GEC	15	2900	D160M
4359	GEC	15	2900	D160M
5543	GEC	15	2900	D160MD
13345	GEC	15	2900	D160M
13272	GEC	15	2900	D160MD
9286	BCP	15	1770	WDA160LRH
9215	BCP	15	1470	AD160L
9237	WEG	15	1470	160L4
9314	BCP	15	1470	D160L
9408	BCP	15	1470	ADF160LZ
9423	BCP	15	1470	ADF160L
9783	BCP	15	1470	W-DA160LR
12402	BCP	15	1470	WDA160LRD
12374	HARLAND	15	1470	D284
12490	BCP	15	1470	ADF160LZD
12338	BCP	15	1470	ADF160L
12728	BCP	15	1470	ADF160L
12522	BCP	15	1470	D160L
13119	BCP	15	1470	WADF160LRD
13201	BCP	15	1470	WUDF160LR
13240	BCP	15	1470	WDF160LR
13282	BCP	15	1470	D160LD

Stock No	Make	KW	Speed	Frame Size
12117	BCP	15	1470	D160L
13166	BCP	15	1470	D160L
12749	BCP	15	1470	WDA160LR
13012	BCP	15	1470	ADF160L2
12840	BCP	15	1470	WUDA160LR
12841	BCP	15	1470	WUDA160LR
12844	BCP	15	1470	WUDA160LK
12855	BCP	15	1470	WUDA160LR
12872	BCP	15	1470	WUDA160LR
12920	BCP	15	1470	WDA160LR
12948	BCP	15	1470	WUDA160LR
13007	WEG	15	1465	160L-4
13124	BCP	15	1460	WUDF160LR
2909	BCP	15	1460	D284
4023	BCP	15	1460	C160LAH.
4935	ABB	15	1460	M2AA160LA
12641	LEROY SOMER	15	1460	LS160LR
12647	ABB	15	1460	M2QA160L4A
12537	BCP	15	1450	HADF160L
9011	GEC	15	1450	D160LD
5978	GEC ALPAK	15	1450	D160LD
13180	BCP	15	1450	HADF160L
13040	BCP	15	1450	HADF160L
13152	BCP	15	1450	ADF160LZH
13095	BCP	15	1450	HADF160L
13096	BCP	15	1450	HADF160L
13120	BCP	15	1450	HADF160LD
13125	BCP	15	1450	HADF160LD
12852	BCP	15	1450	HADF160L
5107	AEG	15	980	DM180L6
5327	NEWMAN	15	980	D180LD/EC24N4FB
9108	WEG	15	975	180L6
9131	TECO	15	975	D180L
9306	ABB	15	975	M3BP180L6
12080	BCP	15	975	WDA180LM
9734	BCP	15	970	DFB180L
9042	BCP T	15	970	TDF180LA
12031	BCP	15	970	DF180L
5104	BCP	15	970	HADF180L
5268	BCP	15	970	ADE180L
5091	BCP	15	970	ADF180L
2922	BCP	15	970	D180L/6D
5924	BCP	15	970	D180L
3738	BROOK	15	970	D324/6E
5430	BCP	15	970	DF180L
5431	BCP	15	970	DF180L
5437	BCP	15	970	D180L
13103	BCP	15	970	HADF180L
4063	GEC	15	965	D180L
1738	ENGLISH ELECTRIC	15	965	D324/1364
4249	LSC	15	960	D326
4250	LSC	15	960	D326

Stock No	Make	KW	Speed	Frame Size
9128	BCP	15	960	D180L
12763	GEC	15	960	D180L
1123	CROMPTON PARKINSON	15	940	D324
9425	BCP	15	735	AD200L
9008	BCP	15	730	D225S
9036	GEC	15	730	D225S
9020	BCP	15	730	D225S
5311	BCP	15	725	D200L
2392	BCP	15	725	YADF200L
12928	BCP	15	725	D200L
2915	BCP	15	722	ADF200L
12022	BCP	15	722	ADF200L
5448	BCP	15	720	DF200L
9276	BCP	15	715	D200L
1643	CROMPTON PARKINSON	15	710	D324
2832	WOODS	17.5	960	DFN160/40
13251	WEG	18.5	2960	160L
13252	WEG	18.5	2960	160L
13271	BCP	18.5	2950	ADF160L
13165	BCP	18.5	2950	D160L
12167	BCP	18.5	2950	D160L
2825	NEWMAN	18.5	2950	D160L
9426	BCP	18.5	2950	AD160L
9427	BCP	18.5	2950	ADF160L
12166	BCP	18.5	2950	D160L
12412	BCP	18.5	2950	D160L
12570	WEG	18.5	2950	160L
12043	BCP	18.5	2940	WDF160LR-D
9271	BCP	18.5	2940	WPDA160LR
9875	BCP	18.5	2940	WDF160LR-H
2980	BCP	18.5	2940	D160LD
13203	BCP	18.5	2940	AD160LA
13220	BCP	18.5	2940	DF160L
12089	BCP	18.5	2940	TDF160LA
13277	BCP	18.5	2940	TDF160LA/03-39
5617	NEWMAN	18.5	2930	C160LDC21E1BA
4910	BCP	18.5	2930	HADT160L
9176	BCP	18.5	2930	HDF160L
12289	ABB	18.5	2930	M2AA160L
3775	LAURENCE SCOTT	18.5	2925	D286
5921	VEM	18.5	2920	K11R160L2
4028	GEC ALPAK	18.5	2920	D160LD
9082	GEC	18.5	2920	D160L
9839	GEC	18.5	2910	D160L
12503	GEC	18.5	2910	D160L
13257	GEC	18.5	2910	DA160LA
13258	GEC	18.5	2910	DA160LA
9160	BCP	18.5	1500	WVDA180ME
9304	BCP	18.5	1500	WUD180M
9532	BCP	18.5	1480	WDA180ME
12481	BCP	18.5	1475	WDA180LJD
12482	BCP	18.5	1475	WDA180LJD

Stock No	Make	KW	Speed	Frame Size
9586	BCP	18.5	1470	WDA180MED
12126	ABB	18.5	1470	M3BP180M4
12535	BCP	18.5	1470	WDA180ME
9840	BCP	18.5	1470	W-DA180ME
9797	BCP	18.5	1470	W-DA180ME
9801	BCP	18.5	1470	W-DA180ME
9802	BCP	18.5	1470	W-DA180ME
13189	BCP	18.5	1470	WADF180ML
13411	BCP	18.5	1470	WDA180ME
12919	BCP	18.5	1470	WDA180ME
12916	BCP	18.5	1470	TDF180MA
12898	BCP	18.5	1470	WUDA180ME-H
12949	BCP	18.5	1470	WDA180ME
12950	BCP	18.5	1470	WDA180ME
12962	BCP	18.5	1470	WUDA180ME
12963	BCP	18.5	1470	WUDA180ME
12964	BCP	18.5	1470	WUDA180ME
13110	BCP	18.5	1465	WDF200LND
5079	BCP	18.5	1465	D180M
5078	BCP	18.5	1460	D180M
2671	BCP	18.5	1460	D180M.
13105	BCP	18.5	1460	HADF180M
12190	BCP	18.5	1460	ADF180M
13041	BCP	18.5	1460	HADF180M
13219	GEC	18.5	1450	DA180MA
9386	BCP	18.5	1450	TDF180MA
13339	BCP	18.5	1440	WDA180
13340	BCP	18.5	1440	WDA180
2475	ABB	18.5	985	M2AA200ML
5481	ABB	18.5	985	M3BP200MLA6
13260	ABB	18.5	984	M2BA200MLA 6B3
12982	BCP	18.5	980	WPDF200LGX
5759	WEG	18.5	980	200L6
2639	ABB	18.5	980	M2BA200MLA
12425	BCP	18.5	980	WPDF200LGX
9345	BCP	18.5	980	WPDF200LGX
9351	BCP	18.5	980	WPDF200LGX
9217	WEG	18.5	980	200L6
12572	WEG	18.5	980	200L
5829	BCP	18.5	975	WDF200LG
1453	BCP	18.5	975	WNDF326T
4440	BCP	18.5	970	D200L
5465	EE	18.5	970	D326/1365
5550	GEC	18.5	970	D200LD
5639	BCP	18.5	970	HADF200L
5641	BCP	18.5	970	HADF200L
9384	WEG	18.5	735	225SM-8
9609	BCP	18.5	730	TUDF225S
12557	DUTCHI	18.5	730	DM1225S8
12638	BCP	18.5	730	WDF225SN
12639	BCP	18.5	730	WDF225SN
12640	BCP	18.5	730	WDF225SN

Stock No	Make	KW	Speed	Frame Size
12595	BCP	18.5	730	WDF225SN
12596	BCP	18.5	730	WDF225SN
12431	BCP	18.5	730	WDF225SN
12615	BCP	18.5	725	7AD225S
12616	BCP	18.5	725	7AD225S
12649	BCP	18.5	725	7AD225S
12682	BCP	18.5	725	7AD225S
12683	BCP	18.5	725	7AD225S
4621	BCP	18.5	725	D225S
4790	GEC	18.5	725	D225S
4791	GEC	18.5	725	D225S
1623	BROOK	18.5	725	D225S
1624	BROOK	18.5	725	D225S
4030	GEC ALPAK	18.5	725	D225S
4031	GEC ALPAK	18.5	725	D225S
5474	BCP	18.5	725	D225S
5453	BCP	18.5	725	D225S
5503	GEC ALPAK	18.5	725	D225SD
5434	GEC / ALPAK	18.5	725	D225SD
1362	BCP	18.5	725	D225S
12958	BCP	18.5	725	D225S
13325	BCP	18.5	725	7AD225S
4006	BCP	18.5	710	D225S
4885	BCP	18.5	585	M3BP225MB10
9429	ABB	18.5	585	225M10AR
13090	WEG	22	2955	180M2
13091	WEG	22	2955	180M2
12744	BCP	22	2950	WDF200LGD
12869	BCP	22	2950	WDA160ME
13284	BCP	22	2950	WDF180MF
13275	BCP	22	2950	WADF180ME
2851	NEWMAN	22	2950	D180M
9947	BCP	22	2950	WDF180ME
13073	ABB	22	2945	MBT180M
9295	VEM	22	2940	K11R180M2
12669	BCP	22	2940	HADF180M
12670	BCP	22	2940	HADF180M
12671	BCP	22	2940	DF180MZ
12618	BCP	22	2940	HADF180M
12601	BCP	22	2940	HADF180M
12540	BCP	22	2940	HADF180M
12541	BCP	22	2940	HADF180M
12405	BCP	22	2940	WDA180MF
12152	BCP	22	2940	WD180M
12737	BCP	22	2930	ADF180M
4757	BCP	22	2930	ADF180MH
3428	BCP	22	2930	ADF180MD
1631	CROMPTON PARKINSON	22	2930	D286
12738	BCP	22	2930	ADF180M
12897	BCP	22	2930	ADF180MH
13281	BCP	22	2930	ADF180M
13285	BCP	22	2920	D180M

Stock No	Make	KW	Speed	Frame Size
4261	BCP	22	2920	D180M
5951	BCP	22	2920	D180M
4404	BCP	22	2920	D180M
2822	BCP	22	2910	C160LB
9985	GEC	22	1480	D180L
12576	ABB	22	1475	M3BP180M/L
12646	WEG	22	1475	180L
12401	ABB	22	1474	M3GP180MLB
12467	BCP	22	1470	WUDA180LJ
12469	BCP	22	1470	WUDA180LJ
12474	BCP	22	1470	WDA180LJ
12544	BCP	22	1470	WDF180LJ
5369	NEWMAN	22	1470	D324
5485	ABB	22	1470	M2AA180L4
13265	BCP	22	1470	WDF180LJD
12870	BCP	22	1470	WUDA180LJ
12871	BCP	22	1470	WUDA180LJ
12961	BCP	22	1470	WUDA180LJ
12980	BCP	22	1470	WUDA180LJ
5746	CMG	22	1465	PPA180L48-4
12648	WEG	22	1465	180L
12629	WEG	22	1465	180L
12210	BCP	22	1465	D180L
9727	BCP	22	1465	DF180LD
9012	EE	22	1460	D324/1364
12650	BCP	22	1460	WDF200LNXD
13188	BCP	22	1460	HADF180L
13194	BCP	22	1460	C180M
13133	BCP	22	1460	HADF180L
13104	BCP	22	1460	HADF180L
13060	WEG	22	1460	180L-4
13183	GEC	22	1450	D180L
13232	BCP	22	1450	D180L
1770	BALDOR	22	1450	286T
5053	GEC Alpak 2	22	1450	DA180LA
5098	GEC	22	1450	D180L
5515	GEC ALPAK	22	1450	D180L
5466	BCP?	22	1450	D324
9365	BROOK	22	1450	D324
13344	BCP	22	1440	D180L
5064	Newman	22	1430	C180L
12699	BCP	22	1420	D180L
9725	ABB	22	985	M3B2200MLB6
12317	ABB	22	985	M2BA200LMB
5845	WEG	22	980	200L-6
4115	NEWMAN	22	980	D200L
12825	BCP	22	980	WPDF200LNX
12826	BCP	22	980	WPDF200LNX
12827	BCP	22	980	WPDF200LNX
13204	WEG	22	980	200L
13406	BCP	22	980	WDF200LNX
9982	BCP	22	975	WDF200LN

Stock No	Make	KW	Speed	Frame Size
9977	BCP	22	975	WDF200LN
9978	BCP	22	975	WDF200LN
12654	BCP	22	970	D200LX
9432	BCP	22	970	D200L
9341	GEC	22	970	D200L
4119	GEC	22	970	D200L
2837	NEWMAN	22	970	D200L
2401	BCP	22	970	D200LX
4241	BCP	22	970	D200LX
2269	BCP	22	970	DF200LD
1186	BCP	22	970	C200M
13266	BCP	22	970	ADF200LB6B3PTC
13070	GEC	22	960	ZD200LD
1812	BCP	22	960	D200L
5270	NEWMAN	22	735	D225M/ED31E4FB
5860	GEC ALPAK	22	730	D225
9854	GEC	22	730	D225MD
9522	BCP	22	725	7AD225M
5292	BCP	22	580	7AD250M
9501	BCP	25	1775	WDA180ME-D
13341	BCP	28	1470	DF180LBN
13069	BCP	30	2980	MD200LXH
13078	BCP	30	2980	MD200LXH
5572	BCP	30	2960	WDA180LLD
5308	ABB	30	2960	M2BA200MLA2
12286	ABB	30	2960	M3BP200MLA
12536	ABB	30	2960	M2BA200MLA
12550	ABB	30	2960	M3BP200MLA2
5689	BCP	30	2950	VHAD200L
5608	BCP	30	2950	VHAD200L
13121	BCP	30	2950	VHAD200L
13268	SIEMENS	30	2950	200L
13489	ABB	30	2950	M3GP200MLA2
5260	BCP	30	2946	7BD200L
5266	BCP	30	2945	D200LH
2283	BCP	30	2945	7B-UD200LH
12357	BCP	30	2945	BDF200L
3426	BCP	30	2945	HAD200L
5813	GEC	30	2945	D200L
9611	BCP	30	2945	BADF200L
9688	BCP	30	2940	D200LA
9218	BCP	30	2940	WPDF200LGX
4844	BCP	30	2940	WDF200LG
4317	BCP	30	2940	WDF200LG
12359	TECO	30	2940	C180MA
12360	TECO	30	2940	C180MA
1317	BCP	30	2940	D200LA
4219	BCP	30	2940	MD200LX
2120	BCP	30	2940	D200LA
13483	BCP	30	2940	WPDF200LGX
13486	BCP	30	2940	WPDF200LGX
13487	BCP	30	2940	WPDF200LGX

Stock No	Make	KW	Speed	Frame Size
13331	BCP	30	2940	WPDF200LGX
13287	BCP	30	2940	WPDF200LGX
12997	BCP	30	2940	WDF200LG
12702	BCP	30	2940	WDF200LGX
13376	VEM	30	2935	K21R200L2HR
13072	BCP	30	2920	DF180LAND
9406	BCP	30	2920	D200L
5086	BCP	30	2900	7D200
4906	BCP	30	1485	WUDF200LN
13075	VEM	30	1480	KMER200/4
13150	BCP	30	1475	D2100L
9214	WEG	30	1475	200L4
12296	ABB	30	1475	M2AA200MLA
12318	ABB	30	1475	M3BP200LMB
12884	BCP	30	1475	WDF200LNX
12206	BCP	30	1470	DF200L
12495	BCP	30	1470	WDF2255NH
12264	BCP	30	1470	7AD2255
12295	SEW	30	1470	DU200L4
9339	BCP	30	1470	AD200L
9363	VEM	30	1470	K11R200L4
9096	BCP	30	1470	WDF200LN
9097	BCP	30	1470	WDF200LN
9428	BCP	30	1470	AD200LD
9416	BCP	30	1470	WDF200LNX
9417	BCP	30	1470	WPDF200LNX
9751	BCP	30	1470	HD200
12073	BCP	30	1470	AD200L
4857	BCP	30	1470	WDF200LN
4173	BCP	30	1470	WDF2255
5996	BCP	30	1470	D200L
1616	BCP	30	1470	DF200LD
4461	BCP	30	1470	D200L
13114	BCP	30	1470	WDF200LNXD
13187	BCP	30	1470	WDF200LND
13153	BCP	30	1470	D200L
13154	BCP	30	1470	HD200L
13051	BCP	30	1470	WPDF200LNX
12981	BCP	30	1470	WDF200LNX
13115	BCP	30	1470	WPDF200LNX
13116	BCP	30	1470	HD200L
12850	BCP	30	1470	WDF200LNX
12851	BCP	30	1470	WPDF200LNX
12947	BCP	30	1470	WPF200LNX
12953	BCP	30	1470	WPDF200LNX
12873	BCP	30	1470	WPDF200LNX
13280	BCP	30	1470	ADF200L
13127	BCP	30	1469	YHADF200L
13205	BCP	30	1469	YHADF200L
12196	SIEMENS	30	1465	200L
13128	BCP	30	1465	WDF200LNX
13117	BCP	30	1465	WDF200LNXD

Stock No	Make	KW	Speed	Frame Size
12970	BCP	30	1465	WPDF200LNX
13274	BCP	30	1465	7-AD200L
13236	GEC	30	1465	D200L
13237	GEC	30	1465	D200L
13193	BCP	30	1465	WPDF200LNX
13118	BCP	30	1465	WDF200LWXD
12349	GEC	30	1465	D200L
12350	GEC	30	1465	D200L
5903	BCP	30	1465	WDF200L
9936	BCP	30	1465	WDF200L
9610	BCP	30	1465	WDF200LNX
5455	BCP	30	1465	WDF200L
9967	BCP	30	1465	WDF200LNX
9164	BCP	30	1465	WDF200L
9166	BCP	30	1465	WDF200L
9350	BCP	30	1465	WDF200LNX
9283	BCP	30	1465	WDF200L
12543	BCP	30	1465	WDF200LN
12538	BCP	30	1465	WDF200LN
12539	BCP	30	1465	WDF200LN
12215	BCP	30	1465	WDF200LNX
12205	BCP	30	1465	WDF200L
9031	VEM	30	1460	KPER200L4
9689	BCP	30	1460	C326/4D
4907	BCP	30	1460	WUDF200LN
5613	BCP	30	1460	D200L
2924	BCP	30	1460	D200L
13381	BCP	30	1460	C180L
1771	BALDOR	30	1450	324T
9590	GEC	30	1450	D200L
5841	BCP	30	1425	WDF200L
13484	BCP	30	1400	WDF200LGX????
13485	BCP	30	1400	WDF200LGX ???
12019	ABB	30	990	M3AA250SMA6
9559	BCP	30	985	WPDF225MN
9181	ABB	30	985	M3BP225SMB6
9182	ABB	30	985	M3BP225SMB6
12314	ABB	30	985	M2BA225SMB
12307	ABB	30	985	M2BA225SMB
5272	ABB	30	985	M2BA225SMB6
5314	NEWMAN	30	980	D225M/EC31E3BB
9474	BCP	30	980	WDF225M
5409	BCP	30	980	7YHAD225M
12153	BCP	30	980	WDF225MN
9910	BCP	30	980	WDE225MN
9973	BCP	30	980	KA7225M
5833	BCP	30	980	WDF225MN
9177	BCP	30	980	WDF225MN
9664	BCP	30	980	WDF225M
9731	BCP	30	980	WDF225MND
9599	BCP	30	980	WPDF225MN
12946	BCP	30	980	WPDF225MN

Stock No	Make	KW	Speed	Frame Size
12830	BCP	30	980	WPDF225MN
12883	BCP	30	975	WDF225MN
5410	BCP	30	975	7YHAD225M
5405	BCP	30	975	7YHAD225M
5407	BCP	30	975	7YHAD225M
5408	BCP	30	975	7YHAD225M
9470	BCP	30	970	7AD225M
5307	BCP	30	970	D225MD
9687	BCP	30	970	D225M
5674	BCP	30	970	7AD225M
13097	BCP	30	970	D225M
13134	BCP	30	970	D225M
13005	BCP	30	970	D225M
3084	BCP	30	965	7-D225M
9260	BCP	30	740	D250S
13010	GEC	30	736	D250M
2015	BROOK	30	730	D250S
1338	BCP	30	480	7-D280S
2069	BROOK CROMPTON.	30	475	LAD280M
9266	BCP	30	146	WDF200L
5547	WEG	37	2965	200L2
13276	BCP	37	2960	ADF200LB2B3PTC
12999	BCP	37	2960	ADG200L
4887	ABB	37	2955	M2AA200MLB2
12020	NEWMAN	37	2955	C180L
9355	BCP	37	2950	D326
9005	BCP	37	2950	D200L
5846	BCP	37	2950	D200L
9665	BCP	37	2950	DF200L
9693	BCP	37	2950	DF200L
12297	ABB	37	2950	M2AA200L
4332	BCP	37	2950	ADF200LD
5847	BCP	37	2950	D200L
2856	BCP	37	2950	DF200L
3112	BCP	37	2950	ADF200L
13379	BCP	37	2950	DA200LN
4206	BCP	37	2950	ADF200L
2272	NEWMAN	37	2950	D200L
3085	BCP	37	2950	DF200L
2993	BCP	37	2950	D200LBD
3563	BCP	37	2950	D200LB
13137	BCP	37	2950	YHADF200L
12178	BCP	37	2950	YDF200L
12179	BCP	37	2950	YDF200L
12180	BCP	37	2950	YDF200L
12169	BCP	37	2950	YDF200L
13279	BCP	37	2950	YADF200L
4180	BCP	37	2945	D200LX
4181	BCP	37	2945	D200LX
4327	BCP	37	2940	WDF200LNX
4975	BCP	37	2940	WDF200L
5758	BCP	37	2940	WDF200LN

Stock No	Make	KW	Speed	Frame Size
12347	BCP	37	2940	WPDF200LNX
2675	BCP	37	2940	WDF200L
5191	BCP	37	2940	WPDF200LNX
12491	BCP	37	2940	WDF200L
12411	BCP	37	2940	WPDF200LNX
9988	BCP	37	2940	WPDF200LNX
12069	BCP	37	2940	WPDF200LNX
9041	BCP	37	2940	WPDF200LNX
9333	BCP	37	2940	D200LB
9228	BCP	37	2940	WPDF200LNX
13020	BCP	37	2940	WPDF200LNX
12910	BCP	37	2940	WDF200LNX
5063	BCP	37	2935	7AD225M
12272	BCP	37	2930	CF180L
12812	BCP	37	2910	7YHAD225M
12078	BCP	37	1770	WDF225SN
9546	WEG	37	1480	225SM4
12499	WEG	37	1480	225SM4
12150	ABB	37	1480	M2QA225S4A
12500	WEG	37	1480	225SM4
12733	ABB	37	1480	M3AA225SMA
12551	ABB	37	1480	M2AA225SMA4
5038	ABB	37	1480	M2BA225SMA4
5592	ABB	37	1480	M2BA225SMA4
13343	BCP	37	1480	7AD225S
12972	BCP	37	1475	WDF225SN
13029	BCP	37	1475	WPDF225SRIE3
5459	BCP	37	1475	7AD225M
5471	BCP	37	1475	7AD225M
5686	BCP	37	1475	7YHAD225S
13112	BCP	37	1475	D225S
1504	BCP	37	1475	D225SD
12426	BCP	37	1475	225S
9081	BCP	37	1475	D225S
12077	ABB	37	1475	M2AA225SMA/4
13026	BCP	37	1470	WPDF225SN
9521	BCP	37	1470	WDF225S
5815	BCP	37	1470	7ZHAD225S
9249	BCP	37	1470	D225S
3405	BCP	37	1470	7Y-HAD225S
13113	BCP	37	1470	7ZHAD225S
13054	BCP	37	1470	WPDF225SN
13380	BCP	37	1470	WDF225SN
5444	BCP	37	1470	D225S
5892	BCP	37	1470	WDF225SN
13052	BCP	37	1470	WPDF225SN
13058	BCP	37	1470	WDF225S
13059	BCP	37	1470	WDF225S
13173	BCP	37	1470	D225S
13098	BCP	37	1470	D225S
13126	BCP	37	1470	D225S
12974	BCP	37	1470	WPDF225SN

Stock No	Make	KW	Speed	Frame Size
12822	BCP	37	1470	WPDF225SN
12833	BCP	37	1470	WDF225S
12834	BCP	37	1470	WDF225S
13288	BCP	37	1470	D225S
13289	BCP	37	1470	D225S
13488	BCP	37	1470	WPDF225SN
4709	BCP	37	1465	7-D225SD
3791	BCP	37	1465	7-D225S
3294	BCP	37	1465	AD225SD
5814	BCP	37	1465	7D225S
12354	BCP	37	1465	7AD225S
12163	BCP	37	1465	7AD225S
12164	BCP	37	1465	7AD225S
1315	BCP	37	1460	C200MH
13490	BCP	37	1420	WPDF225SN
2927	ABB	37	990	M2BA250SMA6
2928	ABB	37	990	M2BA250SMA6.
2929	ABB	37	990	M2BA250SMA6.
5051	ABB	37	990	M2BA250SMA6
12440	ABB	37	990	M2BS250SMA6
12315	ABB	37	990	M2AA250SMA
2633	ABB	37	988	M2BA250SMA6
13001	ABB	37	987	M2BA225SMC 6B3E
12864	ABB	37	985	M2BA225SM6
4064	NEWMAN	37	985	D250S
4122	BCP	37	985	7Z-HAD250S
9343	BCP	37	985	7Z-HAD250S
9766	ABB	37	985	M3BP250MA6
12070	BCP	37	985	7RAD250M
9767	ABB	37	985	MBBP255MA6
9768	ABB	37	985	M3BP250MA6
12305	STROMBERG	37	984	HXR250MA
9325	BCP	37	983	WPDF250SN
5832	SIEMENS	37	982	250M
5145	BCP	37	980	WDF250S
13023	BCP	37	980	WPDF250SN
13089	BCP	37	980	WPDF250SN
13335	BCP	37	975	D250S
1107	BCP	37	975	D250S
4005	BCP	37	975	7AD250S
5785	BCP	37	975	7AD250S
5928	BCP	37	975	7DS250SN
12026	BCP	37	975	WDF250SN
5853	BCP	37	970	D250S
1627	BROOK	37	970	C365
4019	GEC. CIPAK	37	970	D250S
5304	NEWMAN	37	960	D250S
9733	BCP	37	945	7AD250S
4363	ABB	37	742	M2BA280SMA
9671	BRUSH	37	739	D250M
9515	GEC	37	735	D250M
13081	ABB	37	735	M2BA250SMB

Stock No	Make	KW	Speed	Frame Size
2610	STROMBERG	37	728	250M 65
9370	BCP	37	720	C250S
12452	TT ELECTRIC	40	2250	AMP1324B
12453	TT ELECTRIC	40	2250	AMP1324B
4658	BCP	40.5	1475	72HAD250SD
2586	RELIANCE	45	3510	364TSC
2587	RELIANCE	45	3510	364TSC
13250	BCP	45	2965	WDF250SN
1285	E.E	45	2960	D365S
4298	BCP	45	2955	WDF225M
5329	BCP	45	2955	WDF225MN
5330	BCP	45	2955	WDF225M
4470	BCP	45	2955	7AD250S
4471	BCP	45	2955	7-AD250S
4300	BCP	45	2955	WDF225M
12154	BCP	45	2955	WDF225MN
12880	BCP	45	2955	WDF225MN
9531	BCP	45	2955	WPDF225MN
9468	BCP	45	2955	WDF225M
5374	BCP	45	2950	LD225M
5261	BCP	45	2950	D225M
2988	BCP	45	2950	AD225MD
12768	BCP	45	2935	W-DF225MN
12173	BCP	45	2930	7AD225S
12174	BCP	45	2930	7AD225M
12175	BCP	45	2930	7AD225M
12176	BCP	45	2930	7AD225M
12177	BCP	45	2930	7AD225M
3362	BCP	45	2930	7-AD225M
5055	BCP	45	2930	7AD225M
2018	BCP	45	2930	AD225MD
4323	BCP	45	2930	AD225M
4696	BCP	45	2930	WDF225MN
3760	BROOK CROMPTON	45	2930	7-DS225MN
5412	BCP	45	2920	7D225M
1223	NEWMAN	45	1485	D365
5625	BCP	45	1480	D225M
12010	WEG	45	1480	225S/M
12497	ABB	45	1480	M2AA225SMB
12577	ABB	45	1480	M3AA225SMB
12637	ABB	45	1480	M3BP225SMB4
12849	BCP	45	1480	WDF225MN
12845	BCP	45	1475	WPDF225MN
12971	BCP	45	1475	WDF225MN
12574	WEG	45	1475	225S
9405	BCP	45	1475	WDF225M
5790	BCP	45	1475	D225M
13179	LEROY SOMER	45	1471	PLSES200LR-T
5339	VEM	45	1470	K11R225M4
5526	BCP	45	1470	AD225M
9634	GEC ALPAK	45	1470	D225M
5914	BCP	45	1470	D225M

Stock No	Make	KW	Speed	Frame Size
9375	BCP	45	1470	C365
9769	BCP	45	1470	W-DF225MN
9770	BCP	45	1470	WDF225M
12062	BCP	45	1470	D225M
9981	BCP	45	1470	WDF225MN
9786	BCP	45	1470	D225M
9441	BCP	45	1470	AD225M
9424	BCP	45	1470	WDF225MN
9623	BCP	45	1470	WDF225MN
9624	BCP	45	1470	WDF225MN
9606	BCP	45	1470	WPDF225MN
9653	BCP	45	1470	WDF225MN
9656	BCP	45	1470	D225M
12659	WEG	45	1470	225SM
12403	BCP	45	1470	D225M
12156	BCP	45	1470	D225MH
12975	BCP	45	1470	WDF225M
12865	BCP	45	1470	WDF225MN
13111	BCP	45	1470	D225M
13122	BCP	45	1470	D225M
12755	BCP	45	1470	WDF225MN
13270	BCP	45	1470	D225M
13247	BCP	45	1470	D225M
13295	BCP	45	1465	7D225M
13367	BCP	45	1465	7DS225MN
12108	BCP	45	1465	7AD225MH
12109	BCP	45	1465	7AD225MH
12192	BCP	45	1465	7AD225M
12158	BCP	45	1465	C200LH
12149	BCP	45	1465	7D225M
12146	BCP	45	1465	7AD225MH
12096	BCP	45	1465	C200LH
9212	BCP	45	1465	7AD225M
9270	BCP	45	1465	7AD225M
5830	BCP	45	1465	7AD225M
5915	BCP	45	1465	7AD225M
5888	BCP	45	1465	7AD225M
5912	BCP	45	1465	7AD225M
5736	BCP	45	1465	7AD225MH
4329	GEC	45	1460	D225MD
12231	GEC	45	1460	D225M
12024	BCP	45	1460	C200LH
12141	BCP	45	1460	CF200LH
12233	GEC	45	1460	D225M
12430	ABB	45	991	M2BA280SMA6
5355	ABB	45	991	M2BA280SMA6B3
13491	ABB	45	990	M3BP280SMA6
12617	BCP	45	985	7YHAD250M
12599	BCP	45	985	7DS250MN
12600	BCP	45	985	7YHAD250M
12563	GEC	45	982	D250M
5175	GEC	45	981	D250MD

Stock No	Make	KW	Speed	Frame Size
9700	BCP	45	980	D405
9414	BCP	45	975	D250M
5464	BCP	45	975	D250M
12996	BCP	45	975	D250M
12967	BCP	45	975	D250M
3338	ABB	45	742	M2BA2805MB8
12025	VEM	45	735	K21R280M8
2614	STROMBERG	45	728	280S 75.
2617	STROMBERG	45	728	280S 75
2618	STROMBERG	45	728	280S 75
4648	BCP	50	965	C404
12686	ABB	55	2975	M3BP250SMA2
1204	NEWMAN	55	2970	D250S
12437	ABB	55	2970	M2AA250SMA2
9535	BCP	55	2965	7AD250S
12879	BCP	55	2960	WDF250SN
1103	BCP	55	2960	D250S
1874	BROOK CROMPTON	55	2960	7Z-HAD250S
9880	BCP	55	2960	WDF250S
4010	BCP	55	2960	LD250S
4864	BCP	55	2960	D250S
12809	BCP	55	2960	7ZHAD250S
12740	BCP	55	2960	WDF250SN
13086	BCP	55	2955	7DS250SN
4379	BCP	55	2955	D250S
4447	BCP	55	2955	7AD250S
3570	BROOK	55	2955	7-AD250S
9525	BCP	55	2955	7DS250SNH
9527	BCP	55	2955	7AD250SH
9528	BCP	55	2955	7AD250SH
9548	BCP	55	2955	7AD250S
9563	BCP	55	2955	7AD250SH
9565	BCP	55	2955	7AD250SH
12072	LS	55	2950	AP180LGU-T
5576	VEM	55	2950	KMER250M2
13267	BCP	55	2945	7YHAD250S
13366	BCP	55	2940	WDF250MN
12398	NEWMAN	55	2940	C200L
13211	BCP	55	2935	CF200L
13212	BCP	55	2935	CF200L
12811	BCP	55	2930	LAD250M
9867	BCP	55	2920	WDF250SN
2906	MATHER&PLATT	55	2920	C225S
1218	MATHER & PLATT	55	2920	C225S
13063	SCHORCH	55	1760	225M
12863	BCP	55	1480	D250S
12943	BCP	55	1480	D250S
12866	BCP	55	1480	D250S
13337	BCP	55	1480	D250S
3407	BCP	55	1480	7Y-HAD250SD
5042	BCP	55	1480	D250S
12306	ABB	55	1480	MBT250M

Stock No	Make	KW	Speed	Frame Size
12588	ABB	55	1480	M3BP250SMA
12636	ABB	55	1480	M3BP250SMA
9961	BCP	55	1475	WPDF250SN
9785	BCP	55	1475	7AD250S
5176	BCP	55	1475	7ZHD250S
2574	BCP	55	1475	7-D250S.
9870	BCP	55	1475	WDF250M
13286	BCP	55	1475	D250SD
13410	WEG	55	1475	250S
12235	BCP	55	1475	WPUDF250MNF
13309	BCP	55	1470	WDF205S
13346	BCP	55	1470	7250S
4054	BCP	55	1470	7DS250SN
9691	BCP	55	1470	C365
12097	BCP	55	1470	7D250SH
12099	BCP	55	1470	7D250SH
12100	BCP	55	1470	7D250SH
12142	BCP	55	1470	7D250SH
12139	BCP	55	1470	7D250SH
9620	BCP	55	1470	C225M
12337	BCP	55	1470	7AD250S
12564	BCP	55	1470	WDF250S
13313	GEC	55	1466	D250S
13080	SCHORCH	55	1465	AN225M
9718	BCP	55	1465	CF225M
9795	BCP	55	1465	C225M
12052	BCP	55	1465	KCF225MNH
9617	BCP	55	1465	C225MH
9619	BCP	55	1465	KCF225MNH
2404	BROOK	55	1460	C365
12074	LS	55	1460	P225M-4
9784	LEROY SOMER	55	1460	P225M4
3904	BCP	55	1450	D250SD
12993	BCP	55	1450	D250S
12687	BCP	55	1440	D250S
9618	BCP	55	1435	C225MH
4878	ABB	55	992	HXB280M6B3
4891	ABB	55	992	HXR280SMB6B3
13248	ABB	55	991	M3BP280SMB6B3
4874	ABB	55	990	HXR280SMB6B3
1357	BCP	55	985	7-D280SD
12666	BCP	55	985	7ZHAD280S
1493	BBC	55	980	VEUL280MLF6
1976	BCP	55	740	7-AD280MD
1993	BCP [INVERTER RATED]	55	740	7-AD280MD
1733	GEC	55	740	D315S
9874	BCP	55	740	WDF280MN-D
12673	BCP	55	740	7YHAD280M
12071	BCP	55	735	D280MB
2268	BCP	60	1755	LCF200LH
12553	GEC	74	2960	D250M
2580	SIEMENS	75	3570	405TS

Stock No	Make	KW	Speed	Frame Size
12321	WEG	75	2980	280SM
13493	ABB	75	2980	M3BP280SMA2
13011	NEWMAN	75	2976	D250MHC34J1BD
9761	SIEMENS	75	2975	280S
9762	SIEMENS	75	2975	280S
9763	SIEMENS	75	2975	280S
9764	SIEMENS	75	2975	280S
13178	LEROY SOMER	75	2974	PLSES225MG-T
13494	ABB	75	2973	M3BP280SMA
1512	GEC	75	2970	D280S
9514	BCP	75	2970	LD250M
2902	BCP	75	2960	7-AD250M
13185	BCP	75	2960	WDF250MN
1284	GEC	75	2960	D250M
9117	GEC	75	2960	D250M
12509	NEWMAN	75	2960	C225MD
12552	GEC	75	2960	D250M
12581	BCP	75	2960	7YHAD250M
12990	BCP	75	2960	WDF250MN
9756	ECOAIR	75	2955	KN7225M
4255	BCP	75	2950	C3655
5258	BCP	75	2950	D250M
13254	LEROY SOMER	75	2945	PLS225MR-T
4786	BCP	75	2940	C404S
5604	GEC	75	2940	C225M
9899	TECO	75	2940	C225MA
9964	BCP	75	2935	KCF225MN
9954	BCP	75	2930	CF225MH
12510	BCP	75	2930	CF225MH
9956	BCP	75	2930	CF225MH
9957	BCP	75	2930	CF225MH
9958	BCP	75	2930	CF225MH
9955	BCP	75	2930	CF225MH
5531	BCP	75	2930	CF225MH
2591	BALDOR	75	1780	405T
2595	BALDOR	75	1780	405T
2600	BALDOR	75	1780	405T
13129	ABB	75	1486	M3BP280SMA
13167	ABB	75	1486	M3BP280SMA4B3
12104	SIEMENS	75	1485	ILG280-4AA60-Z.280S
4934	ABB	75	1485	M2CA280S4B3
9729	WEG	75	1485	280SM4
12573	ABB	75	1485	M2CA280SA
12533	LEROY SOMER	75	1485	LS280SP-T
12434	LEROY SOMER	75	1484	LS280SPT
13496	ABB	75	1484	M2BAT280SMA4
13495	ABB	75	1483	M2BAT280SMA
12302	LONNE	75	1482	250M
12033	ABB	75	1480	M3AA 250SMB4
9675	BCP	75	1480	7-AD250M
9796	BCP	75	1480	7Y-HAD250M
9404	BCP	75	1480	AD280S

Stock No	Make	KW	Speed	Frame Size
4749	ABB	75	1480	HXV280S4B3
9861	ABB	75	1480	M2BA250MB3
5614	MARELLI	75	1480	280S4
13106	BCP	75	1480	7YHAD250M
13292	BCP	75	1480	AE250M
13035	BCP	75	1480	WDF250MN-IE2
13226	STROMBERG	75	1478	HXUR/W 250M
13223	STROMBERG	75	1478	HXUC/W 250M 65
13225	STROMBERG	75	1478	HXUR/W 250M
12630	GEC	75	1477	D250M
2357	ENGLISH ELECTRIC	75	1476	C404
9308	BCP	75	1475	WDF250MN
5966	BCP	75	1475	WDF250MND
5967	BCP	75	1475	WDF250MND
5858	BCP	75	1475	C250M
4936	GEC HOWPAK	75	1475	C2505
5770	BCP	75	1475	WDF250MN
4123	BCP	75	1475	7Z-HAD250M
1789	BCP	75	1475	D250MD
13191	BCP	75	1475	WPDF250MNH
13107	BCP	75	1475	B250M
3104	BCP	75	1475	D250M
5123	BCP	75	1475	WDF405TC/NE
5159	BCP	75	1475	7D250MD
12590	BCP	75	1475	7YHAD250M
12684	BCP	75	1475	WDF250M
12652	BCP	75	1475	WDF250MN
12542	BCP	75	1475	7YHAD250M
12208	BCP	75	1475	WDF250MN
9979	BCP	75	1475	WPDF250MN
9980	BCP	75	1475	WDF250M
12128	BCP	75	1475	D250M
12377	BCP	75	1475	TUDF250MB4P
9941	BCP	75	1475	WDF250MND
12455	BCP	75	1475	WDF250MN
9346	BCP	75	1475	WPDF250MN
9329	BCP	75	1475	WDF250MN
9210	BCP	75	1475	WPDF250MN
9049	BCP	75	1475	7Y-HAD250M
9052	BCP	75	1475	7Y-HAD250M
9156	BCP	75	1475	WDF250MN
9110	BCP	75	1475	WPDF250MN
9827	BCP	75	1475	D250M
12058	BCP	75	1475	WPDF250MN
13033	BCP	75	1475	WDF250M
13155	BCP	75	1475	WDF250M
12788	TECO	75	1475	D250M
12839	BCP	75	1475	WPUDF250MN
12847	BCP	75	1475	WDF250M
12829	BCP	75	1475	WPDF250MN
12831	BCP	75	1475	WPDF250MN
12867	BCP	75	1475	WPDF250MN

Stock No	Make	KW	Speed	Frame Size
12911	BCP	75	1475	WDF250M
12922	BCP	75	1475	WPDF250M
12924	BCP	75	1475	AD250MD
1477	E E	75	1472	C250S
13199	BCP	75	1470	7AD250M
5160	BCP	75	1470	7RD250MD
5163	BCP	75	1470	7R250MD
5164	BCP	75	1470	7RD250MD
5166	BCP	75	1470	7RD250MD
5168	BCP	75	1470	7AD250MD
5169	BCP	75	1470	7RD250MD
5170	BCP	75	1470	7AD250MH
5150	BCP	75	1470	7RD250MD
5151	BCP	75	1470	7RD250MD
5154	BCP	75	1470	7RD250MD
5155	BCP	75	1470	7AD250MD
5156	BCP	75	1470	7RD250MD
1687	BCP	75	1470	7-AD250MD
5870	BCP	75	1470	7AD250M
5909	BCP	75	1470	7AD250M
1092	NEWMAN	75	1470	D250M
9137	BCP	75	1470	7AD250M
9094	BCP	75	1470	7DS250MN
9073	BCP	75	1470	C250S
12376	BCP	75	1470	7AD250MH
12132	BCP	75	1470	7AD250MH
12133	BCP	75	1470	7AD250MH
12134	BCP	75	1470	7AD250MH
12135	BCP	75	1470	7AD250MH
12140	BCP	75	1470	7AD250MH
12144	BCP	75	1470	7AD250MH
12122	BCP	75	1470	7AD250MH
12123	BCP	75	1470	7AD250M
12124	BCP	75	1470	7AD250M
12161	BCP	75	1470	7AD250M
12048	BCP	75	1470	7DS250MN
12565	BCP	75	1470	AD250M
12631	LEROY SOMER	75	1470	P250SP
13409	BCP	75	1470	7DS250MN
12777	BCP	75	1460	LC250S
13216	BCP	75	1460	LC205S
5587	BCP	75	1455	7DP280S
12862	BCP	75	1425	WDF250M
5820	ABB	75	993	M3BP315SMA6.B3
13018	ABB	75	990	M2BA280SMC6 B3E
13055	ABB	75	990	M2BA280SMC6B3E
13056	ABB	75	990	M2BA280SMC6B3E
13259	ABB	75	990	M3BP280SM6B3
12842	ABB	75	988	M2BA280SMC6
12956	BCP	75	985	WDF280M
12977	BCP	75	985	WDF280M
9208	BCP	75	985	7YHAD280M

Stock No	Make	KW	Speed	Frame Size
9221	BCP	75	985	7DB280M
9865	BCP	75	985	WPDF280MN
12628	BCP	75	985	WDF280MN
12667	BCP	75	985	WDF280MN
12290	STROMBERG	75	985	HXUR315S80
12448	BCP	75	985	7AD280M
9953	BCP	75	985	7AD280M
4246	BCP	75	985	C280S
5765	WEG	75	985	280SM6
9937	BCP	75	985	7AD280M
9950	BCP	75	985	7AD280M
9952	BCP	75	985	7AD280M
9517	BCP	75	980	AD280M
5411	BCP	75	980	D280M
5322	BCP	75	980	D280M
5282	BCP	75	980	D280M
9716	BCP	75	980	7D280M
13148	LEROY SOMER	75	980	LSMV315SPT
12927	BCP	75	980	D280M
9259	GEC	75	978	D280M
3594	BCP	75	975	C280S
13296	BCP	75	975	C280S
13297	BCP	75	975	C280S
4457	BCP	75	970	C445
9938	BCP	75	965	7AD280M
9939	BCP	75	965	7AD280M
13198	BCP	75	960	WDF280MN
2431	GEC	75	738	D315S
1618	BROOK	75	735	D504
1045	BCP	75	735	D315S
4697	BCP	75	735	D315S
5395	BCP	75	735	D315S
4987	BCP	75	735	D315S
9167	BCP	75	735	7-D315SD
13294	BCP	75	735	7AD315S
9090	EE	75	591	D315M
13065	GEC	75	590	D315M
13084	WEG	90	2980	280SM2
13492	ABB	90	2978	M3GP280SMB.2
1351	NEWMAN	90	2975	D280S
3384	BCP	90	2970	AD280M
3780	GEC	90	2970	D280S
1332	BCP	90	2965	7-D280S
4001	BCP	90	2965	D280S
1287	BCP	90	2965	7-D280S
1155	BCP	90	2965	D280S
4443	BCP	90	2965	D280S
4473	BCP	90	2965	D280S
9243	BCP	90	2965	7AD280S
9323	BCP	90	2965	7AD280S
9356	BCP	90	2965	7D280S
12881	BCP	90	2965	7D280S

Stock No	Make	KW	Speed	Frame Size
13315	LEROY SOMER	90	2965	PLS250S P-T
13082	BCP	90	2965	72HAD280S
13087	BCP	90	2965	72HAD280S
12766	BCP	90	2965	7HAD280S
4979	ECOAIR	90	2960	PLS250SP
4899	STROMBERG	90	2960	280S65
5763	BCP	90	2955	D280S
3564	BCP	90	2950	C250S
2635	TECO	90	2940	250S
5797	TECO	90	2940	C250SA
12067	TECO	90	2940	C250SA
13351	BCP	90	2930	C250SH
12685	BCP	90	2920	C250S
13083	BCP	90	2900	WDF280SN
12508	TECO	90	1489	D280M
12023	ABB	90	1486	M2 CA 280SMA 4-B3
9869	ABB	90	1485	M2BA280SMB4
12527	WEG	90	1485	280S/M
12625	WEG	90	1485	280SM
12609	WEG	90	1485	280SM
12610	ABB	90	1485	M3BP280SMB4B3
12611	WEG	90	1485	280S/M
12597	WEG	90	1485	280SM
12709	ABB	90	1485	M2BA280SMB
9908	ABB	90	1483	M2BA280SMB4
13175	ABB	90	1483	M2BAT280SMB4B3
12348	GEC	90	1482	280S
12807	BCP	90	1480	7YHAD280M
9488	BCP	90	1480	7YHAD280S
12454	EE	90	1480	D280S
12622	VEM	90	1480	K21R 280M4
12656	LEROY SOMER	90	1480	PLSES250MFT
12554	VEM	90	1480	KMER280M4AC
12319	BCP	90	1480	7UAD280M
9198	BCP	90	1480	7ZHAD280S
12986	BCP	90	1480	7YHAD208S
12987	BCP	90	1480	7YHAD280S
12988	BCP	90	1480	7YHAD280S
12989	BCP	90	1480	7YHAD280S
12745	BCP	90	1480	AD280SH
13383	BCP	90	1480	D280M
13384	BCP	90	1480	D280M
13311	WEG	90	1480	280SM
13298	BCP	90	1480	D280S
12422	GEC	90	1479	D280S
12423	GEC	90	1479	D280S
2989	BCP	90	1475	7 AD280S
4422	BCP	90	1475	7RAD280S
1983	NEWMAN	90	1475	C250MD
3794	NEWMAN	90	1475	C250MD
5949	BCP	90	1475	7AD280S
12511	BCP	90	1475	WPDF280SN

Stock No	Make	KW	Speed	Frame Size
12336	BCP	90	1475	7280?
12391	BCP	90	1475	WDF280S
9900	BCP	90	1475	LAD280M
12147	BCP	90	1475	7AD280SH
12213	BCP	90	1475	7AD280SH
13224	BCP	90	1475	WDF280SN
12936	BCP	90	1475	7D280S
12838	BCP	90	1475	7D280S
9328	GEC	90	1474	C250MD
2371	GEC	90	1474	C250MD
13202	BCP	90	1470	D280S
13299	BCP	90	1470	D280S
12697	BCP	90	1465	C250MH
3581	MATHER & PLATT	90	1465	C280S
12484	BCP	90	1465	C250M
4637	BCP	90	1455	7DP280M
5566	BCP	90	1455	7DP-280M
2077	BCP	90	1440	7-D280S
4888	ABB	90	990	HXR315MA6B3
4889	ABB	90	990	HXR315MA6B3
9430	ABB	90	990	M2CA315SMA6
12848	ABB	90	990	M2BA315SM
13019	ABB	90	990	M2BA3155MB 6B3E
13017	ABB	90	990	M2BA3155MB6B3F
13262	ABB	90	990	M2BA3155MB6B3E
9859	BCP	90	985	7D315S
9968	NEWMAN	90	985	D315S
9965	GEC	90	985	D315S
9225	BCP	90	985	7AD315SD
5823	BCP	90	985	7AD315SD
4351	BCP	90	985	7AD315SD
4762	BCP	90	985	7AD315SD
4840	BCP	90	980	C280MD
4838	BCP	90	975	C280MD
9695	BCP	90	730	C584
1376	AEI	90	725	CC315S
2588	LEESON	110	3545	405TS
2589	LEESON	110	3545	405TS
9463	ABB	110	2983	M2BA315SMA
13497	ABB	110	2980	M3BP315SMB2
13372	BCP	110	2975	WPDF280MN
13088	BCP	110	2975	WDF280M
12976	BCP	110	2975	WDF280M
9575	BCP	110	2975	WDF280M
12689	BCP	110	2975	WDF280MN
12621	BCP	110	2975	WDF280MN
12603	BCP	110	2975	WDF280MN
12449	BCP	110	2970	7YHAD280M
9616	BCP	110	2970	7YHAD280M
12356	NEWMAN	110	2970	D280MEC37EIBA
13316	LEROY SOMER	110	2970	PLS250MP-T
3202	BCP	110	2965	7-AD280MD

Stock No	Make	KW	Speed	Frame Size
3203	BCP	110	2965	7-AD280MD
3251	BCP	110	2965	D280M
4150	BCP	110	2965	7AD280M
9571	BCP	110	2965	7AD280M
13322	BCP	110	2965	7AD315S
13333	BCP	110	2965	7D280M
5634	BCP	110	2960	7YAD315S
2760	BCP	110	2960	D280M
1076	NEWMAN	110	2960	D280M
12230	TECO	110	2955	D315SA
12534	NEWMAN	110	2950	C250M
5578	ASEA	110	2920	MBM315S2
12602	ENGLISH ELECTRIC	110	1767	C280S
12759	WEG	110	1490	315S/M-4 08/10
12750	ABB	110	1488	M3KP315SMA
9638	ABB	110	1488	M2CA315SA4
12310	ABB	110	1487	HXR315SA
2251	ABB	110	1486	M2BA280SMC4B3
12753	ABB	110	1486	M2CA280MB
13348	ABB	110	1486	M2BA280SMC4
12751	ABB	110	1485	M3GP280SMC4
12110	ABB	110	1485	M2CA280M
5764	WEG	110	1485	315SM4
12040	WEG	110	1485	280S/M-4
5836	WEG	110	1485	315SM4
5843	WEG	110	1485	315SM4
9046	VEM	110	1485	KPER315S4
9087	VEM	110	1485	KPER315S4
9560	BCP	110	1480	7YHAD280S
9226	WEG	110	1480	315SM4
9750	BCP	110	1480	WDF280MN
9963	BCP	110	1480	WDF280M
12885	BCP	110	1480	WDF280MN
9903	BCP	110	1480	7DS315SN
9990	BCP	110	1480	7DS315SN
12284	BCP	110	1480	WDF280M
12598	BCP	110	1480	WDF280MN
12607	VEM	110	1480	KHR315S4
5712	VEM	110	1480	K11R315S4
5713	VEM	110	1480	K11R315S4
5557	VEM	110	1480	K11R 315 S4
5082	BCP	110	1480	D280M
13043	BCP	110	1480	D280M
13044	BCP	110	1480	WPDF280MN
12361	BCP	110	1480	D280M
12363	BCP	110	1480	AD280M
13003	BCP	110	1480	WPDF280MN
13022	BCP	110	1480	WPDF280MN
13030	BCP	110	1480	WDF280MN-H
13031	BCP	110	1480	WDF280M
12934	BCP	110	1480	WDF280M
12935	BCP	110	1480	WDF280MN

Stock No	Make	KW	Speed	Frame Size
12918	BCP	110	1480	D280M
12868	BCP	110	1480	WDF280M
12828	BCP	110	1480	WDF280N
13388	BCP	110	1480	WPDF280MN
12942	BCP	110	1475	D280M
12968	BCP	110	1475	D280M
12739	BCP	110	1475	7AD280M
13176	NEWMAN	110	1475	D280M
5084	BCP	110	1475	7VD280M
1775	NEWMAN	110	1475	C280S
1763	NEWMAN	110	1475	C280S
5581	BCP	110	1475	7AD280M
2402	NEWMAN	110	1475	C280S
12584	NEWMAN	110	1475	C280SD
9866	BCP	110	1470	WPDF280
5816	MATHER & PLATT?	110	1470	C280S
9472	BCP	110	1470	C280SH
5333	BCP	110	1470	D445
9471	BCP - NEW COMPAIR?	110	1468	KCF280SP-H
12419	GEC	110	1460	D280M
13368	BCP	110	1450	315
12837	ABB	110	992	M2BA315SMC6
5478	ABB	110	992	M3BP315SMC6B3
4630	BCP	110	990	WDF315M
1038	BCP	110	985	7-AD315MD
1039	LSE	110	985	D315MB
4121	BCP	110	985	7Z-HAD315M
5325	BCP	110	985	7AD315M
4003	BCP	110	985	7YHAD315M
9905	BCP	110	985	WDF315M
5817	WEG	110	985	315SM6
5821	WEG	110	985	315SM6
9629	BCP	110	985	WDF315MN
5267	BCP	110	980	D315M
5126	BCP	110	980	C315S
1051	BCP	110	980	D315M
1053	BROOK	110	980	D315MB
9481	ASEA	110	980	MBM315MB
12518	GEC	110	979	D315M
12662	ABB	110	740	M3GP315MLA8
12663	ABB	110	740	M3GP315MLA8
12664	ABB	110	740	M3GP315MLA8
12665	ABB	110	740	M3GP315MLA8
12279	STROMBERG	110	738	HXUR315L
12313	ABB	110	735	MBM355S
1534	M & P	110	735	C315M
12693	BRUCE PEEBLES	110	735	D315M
12695	BCP	110	730	MD315LX
13138	GEC	112	1480	C280S
2497	BROOK HANSEN	120	1710	7-DS506Z-R
13135	BCP	120	1480	D315S
13149	BCP	132	2975	WDF3155M

Stock No	Make	KW	Speed	Frame Size
9904	BCP	132	2975	WDF315SN
4957	STROMBERG	132	2974	315565
4373	BCP	132	2965	AD315S
4867	bcp	132	2965	7d315s
3289	BCP	132	2965	7-DS315SN
3709	BROOK CROMPTON	132	2965	7-DS315SN
2951	BCP	132	2965	7-AD315S
2679	BCP	132	2965	7-D315S
2680	BCP	132	2965	7-D315S
9778	BCP	132	2965	D315S
5818	BCP	132	2965	7AD315S
9645	ABB	132	1488	M2BA3155MB4
9649	ABB	132	1488	M2BA3155MB4
9650	ABB	132	1488	M2BA3155MB4
9651	ABB	132	1488	M2BA3155MB4
9652	ABB	132	1488	M2BA3155MB4
4890	ABB	132	1488	HXR3155B4B3
5539	SIEMENS	132	1485	315M
4778	NEWMAN	132	1485	D315S
3116	ABB	132	1485	HXR3155B4VIW
3117	ABB	132	1485	HXR3155B4VIW
2657	NEWMAN	132	1485	D315S
5302	NEWMAN	132	1485	D315S/EC4382BA
9469	MARELLI	132	1485	D4C315MA4
5660	WEG	132	1485	315SM-4
12393	GEC	132	1485	D315S
12492	GEC	132	1485	D315S
12498	GEC	132	1485	D315S
12734	NEWMAN	132	1485	D315S
12182	SIEMENS	132	1485	315M
12836	BCP	132	1485	WPDF315SN
3409	ABB	132	1483	HXR3155B4
12137	GEC CIPAK	132	1482	D315S
12138	GEC CIPAK	132	1482	D315S
13408	GEC	132	1482	D315S
12823	BCP	132	1480	WPDF315SN
13164	BCP	132	1480	7AD315SD
12045	BCP	132	1480	WDF315SN
12396	BCP	132	1480	WDF315S
9551	BCP	132	1480	WPDF315SN
12021	BCP	132	1480	7AD315S
9960	BCP	132	1480	WDF315S
13045	BCP	132	1480	WDF315S
13046	BCP	132	1480	WDF315S
3765	BCP	132	1480	7Z-HAD315SD
3746	WEG	132	1480	TE315S/M
5420	BCP	132	1480	7AD315S
5568	NEWMAN	132	1475	D315S
12933	BCP	132	1475	D315S
12954	BCP	132	1475	D315S
13498	ABB	132	992	M3BP315MLA6
12326	ABB	132	992	M2BA315MLA

Stock No	Make	KW	Speed	Frame Size
12328	ABB	132	992	M2BA315MLA
12329	ABB	132	992	M2BA315MLA
12330	ABB	132	992	M2BA315MLA6
12579	BCP	132	990	WDF315L
13347	ABB	132	990	M2BA315MLA6
5705	GEC CIPAK	132	988	D315MX
3693	BRUSH	132	985	D315L57
3713	BRUSH	132	985	D315L
12331	VEM	132	985	KIIR315MY6NSVL
5740	VEM	132	740	K11R315L8
12378	BCP	140	1480	7AD315M
3959	BCP	150	2980	WDF315M
13350	BCP	150	2980	WDF315MN
3576	BROOK	150	2965	LD315M
1001	GEC	150	2960	D315M
9697	NEWMAN	150	2960	C280S
12392	BCP	150	2950	C280SH
12583	BCP	150	2950	C280SH
12655	BCP	150	2950	C280S
13370	ABB	150	1489	M3BP315SMC4B3
12706	BCP	150	1488	7AD315M
9552	BCP	150	1487	WPDF315MN
9338	BCP	150	1487	WDF315MN
9106	BCP	150	1485	72-HAD315M
13039	BCP	150	1485	WDF315M
5710	BCP	150	1485	WDF315M
5711	BCP	150	1485	WDF315M
4962	BCP	150	1485	WDF315MN
9476	BCP	150	1485	WDF315MN
13009	BCP	150	1485	WDF315M
13036	BCP	150	1480	AD315M
13371	BCP	150	1480	AD315
13373	BCP	150	1480	7AD315M
13317	BCP	150	1480	7AD315MH
9487	CIPAK CENTURIAN	150	1480	D315M
3344	BCP	150	1480	7-AD315L
9296	BCP	150	1480	7YHAD315M
9659	BCP	150	1480	7AD315M
9703	BCP	150	1480	7AD315M
12220	BCP	150	1480	7AD315MH
13386	GEC	150	1472	C280M
3240	"BCP,"	150	1460	7-DP355L
1367	M & P	150	980	C315M
9480	BBC	150	740	MEUL355LL8
5486	VEM	160	2970	KPER315MX2NSVLP
5931	CMG	160	1489	SGA315LA4
12549	SIEMENS	160	1488	315L
12322	ABB	160	1487	M2BA315SMC
9572	ABB	160	1487	M2BA315SMC
3484	ABB	160	1487	M2BA315SMC4B3
12752	ABB	160	1487	M2CA315MB
12708	ABB	160	1487	M2CA315MB4

Stock No	Make	KW	Speed	Frame Size
12382	SIEMENS	160	1486	1LG43164AA66Z315L
12383	SIEMENS	160	1486	1LG43164AA66Z315L
12047	SIEMENS	160	1485	ILA63161AA912315L
12582	ABB	160	1485	QU315M4BB
12548	ABB	160	1485	QU315M4BH
9055	BCP	160	1485	WPDF315LG
5842	BCP	160	1485	WDF315MP
9959	SCORCH	160	1485	315M
4881	WEG	160	1485	315S/M4
9607	BCP	160	1480	7PAD315M
12690	BCP	160	1475	7UDS315MN
12691	BCP	160	1475	7UDS315MN
5280	BCP	160	1475	HD315M
12688	BCP	160	1475	7UDS315MN
9728	AIR/LS	160	1470	PLS315S-T
12256	ABB	160	743	M2BA3555MA
2948	VEM	160	740	K11R315LX8VLNSTWS
13190	VEM	160	740	K21R315LX8
13186	VEM	160	740	K21R315LX8
9072	GEC	165	1488	D315MX
12257	ABB	165	740	7YHAD355LD
12259	BCP	165	740	7YHAD355LD
12261	BCP	165	740	7YHAD355LD
12262	BCP	165	740	7YHAD355LD
1535	BCP	165	585	7P-AD355LD
9253	BCP	168	1480	LD315M
13206	BCP	168	1475	D315M
12692	MATHER & PLATT	168	980	C315MX
12720	GEC	180	1485	D315
4847	PARSONS PEALE	185	2976	D315M
4848	PARSONS PEALE	185	2976	D315M
13238	BCP	185	2965	7AD315LH
13352	BCP	185	2950	C280M
12612	ABB	185	1488	M2CA315LA
12456	BCP	185	1487	WDF315LN
13034	BCP	185	1487	WPDF315LN
13027	BCP	185	1485	WDF315L
13028	BCP	185	1485	WDF315L
13053	BCP	185	1485	WDF315L
12274	BCP	185	1485	WDF315LD
12275	BCP	185	1485	WDF315LD
9491	BCP	185	1485	WDF315LN
9478	BCP	185	1480	C315SB
5692	BCP	185	1480	7AD315L
12278	WEG	185	1480	315S/M
9203	BCP	185	1480	7AD315L
2724	BCP	185	1470	C315S
13213	TECO	185	1455	C315
13369	ABB	200	2981	M2BA315MLA
13064	ABB	200	2980	HXR315L2B3
9321	SIEMENS	200	2980	1LA6317-2AC69-Z
9322	SIEMENS	200	2980	1LA6317-2AC69-Z


Stock No	Make	KW	Speed	Frame Size
9683	TECO	200	2975	D315L
9943	BCP	200	2975	7RHD355S
5741	BCP	200	2975	7G-D355S
5743	BCP	200	2975	7GD355S
5744	BCP	200	2975	7GD335S
5776	BCP	200	2975	7RAD355S
12451	ABB	200	2970	HXR315L2
13320	BCP	200	2965	7DS315LR
12578	ABB	200	1487	M2CA315LA4B3
12608	SIEMENS	200	1485	315L
12623	SIEMENS	200	1485	315L
12606	BCP	200	1485	WDF315LN
4773	BCP	200	1485	7R-HAD355SD
12365	BCP	200	1485	WPDF315LN
12998	BCP	200	1485	7AD355S
12754	BCP	200	1485	7R-HAD355S
12722	BCP	200	1485	7R-HAD355S
12756	BCP	200	1485	7R-HAD355S
12757	BCP	200	1480	7R-HAD355S
12944	BCP	200	1480	7RAD315L
12899	ABB	200	993	M3BP355SMB6
12900	ABB	200	992	M2BA355MA6
12901	ABB	200	992	M2BA355SMA6
12902	ABB	200	992	M2BA355SMA6
12903	ABB	200	992	M2BA355SMA
12907	ABB	200	992	M2BA355SMA6
12931	ABB	200	992	M2BA355SMA6
13093	ABB	200	992	M2BA 355SMA
12721	STROMBERG	200	991	HXUR/E 715H3EXNIIT3B3
3542	ABB	200	990	HXR355MA
9396	BCP	200	985	7AD355S
9399	BCP	200	960	7AD355S
3359	ABB	200	933	HXR355MA6B3
12906	ABB	200	922	M2BA355SMA
12792	BCP	207	1485	7YHAD355S
9897	TECO	220	2970	D315AA
2869	WEG	220	1790	355ML-4
2931	WEG	220	1485	355ML4
2932	WEG	220	1485	355ML4
9500	BCP	220	1470	C315M
12054	TECO	220	1460	C315MB
9929	TECO	220	1440	C315MB
2028	GEC	224	2974	D355LB
3591	BRUSH	224	736	C315L66
5899	BCP	225	2965	7YD315L
9622	WEG	225	1495	355M/L4
12914	BCP	225	1485	7YHAD355S
1699	MATHER & PLATT	225	1460	C315M
3109	SIEMENS	230	1475	315M
13227	MATHER & PLATT	236	2960	DW315M/HU10B
13109	BCP	240	1485	7-AD355SH
12389	LEROY SOMER	250	2978	FLSES355LA2

Stock No	Make	KW	Speed	Frame Size
13239	LEROY SOMER	250	2976	PLS315L-T
13378	leroy somer	250	2970	pls315lt
13229	ABB	250	1492	M3BP3555MB4
12776	ABB	250	1491	M3BP3555MB41MB3
2631	ABB	250	1490	HXUR3555
12832	ABB	250	1489	M3GP3555MA4B3
12824	ABB	250	1488	M2BA35554
12762	ABB	250	1488	M3BP315LKA4B3
12704	ABB	250	1488	M2BA35554
12225	ABB	250	1488	M2BA35554B3
12227	ABB	250	1488	M2BA35554B3
9168	ABB	250	1488	M2BA35554
13168	BCP	250	1487	WPDF3555J
13057	BCP	250	1485	7YHAD3555
12912	BCP	250	1485	7YHAD3555
9158	BCP	250	1485	7RAD355LD
9917	BCP	250	1485	7YHAD3555
3097	WEG	250	1480	355M/L-4
9894	ABB	250	1480	M2BA35554-B3
12764	SCHORCH	250	1480	315L
12765	SCHORCH	250	1480	315L
12775	BCP	250	1480	WDF315L
13353	BCP	250	1480	7D53555N
12960	LAURENCE SCOTT	250	1475	H315LB
12519	TECO	250	1475	D315CB
3522	SIEMENS	250	1470	315MD
2038	SIEMENS	250	989	315
2041	SIEMENS	250	989	315
2042	SIEMENS	250	989	315 (1LA8317-6AB69-Z)
12819	ABB	250	744	M2BA355MLC8
12820	ABB	250	744	M2BA355MLC8
4810	ABB	250	744	M2BA355MLC8B3
12930	ABB	250	744	M2BA355MLC8
9772	SIEMENS	250	741	ILA8355-8QB80-Z
9368	BBC	260	2965	MEPP315M2
13208	BCP	260	1430	D315LY
1544	GEC	265	1483	C315MXD
1557	GEC	265	1483	C315MXD
12346	BCP	270	990	7P-AD355L
12710	GEC	270	743	D450SC
13228	BCP	280	2975	7PAD3555
9192	BCP	280	1485	7PAD3555
9193	BCP	280	1485	7PAD3555
12515	BCP	280	1485	7PAD3555
1393	GEC	300	985	C355LK
1369	GEC	300	985	C355LH
5707	ELIN	315	2982	355M/L
5709	ELIN	315	2982	355M/L
9722	TECO	315	2980	D355L
9721	TECO	315	2980	D355L
9092	BCP	315	2975	7AD355M
12566	ABB	315	1488	M3BP315LKC


Stock No	Make	KW	Speed	Frame Size
12713	ABB	315	1488	M3BP315LKC
9298	BCP	315	1487	WDF355MJ
12055	SIEMENS	315	1475	355L
4208	ABB	315	993	M2BA355MA6
12908	ABB	315	993	M3BP355MLB6
12904	ABB	315	992	M2BA355MLA6
12913	ABB	315	992	M2BA355MLA6
12846	ABB	315	992	M2BA355MLA6
13263	ABB	315	992	M2BA355MLA6B3E
13261	ABB	315	992	M2BA355MLA6B3E
9945	BCP	355	2980	WDF355LN
4134	SCHORCH	355	2960	315M
12493	ABB	355	1488	M2BP355SMC4B3
12780	WEG	355	1487	BF6355MLJ4
12781	WEG	355	1487	BF6355MLJ4
9922	BCP	355	1485	WDF355MN
12487	ABB	355	1485	M2BA355MB4B2
12387	BCP	355	1485	WDF355MN
12485	ABB	355	1482	M3BP355SMC4V3
12486	ABB	355	1482	M3BP355SMC4V3
4132	AEG	380	2925	AJ355F2
4224	ABB	400	2976	HXR355LC2
12605	SCHORCH	400	2965	315L
12568	SCHORCH	400	2960	KW5 315L
12569	AEG SCHORCH	400	2960	315L
12604	SCHORCH	400	2960	315L IMB3
13349	LSE	400	1480	355/1120
13209	LSE	400	1420	355/1120
5876	ABB	400	992	M2BA400LKA6B3
12815	GEC	400	985	DC355U710K
12816	GEC	400	985	DC355U710K
13210	GEC	400	985	DC355U710K
13215	LSE	400	982	355-1120
12794	ABB	400	980	M2BG355MLC6B3
12795	ABB	400	980	HXR355LC6B3E
12796	ABB	400	980	M2BG355MLC6B3
12797	ABB	400	980	M2BG355MLC6B3
12798	ABB	400	980	M2BG355MLC6B3
12171	BCP	402.5	1480	VC315LH
12172	BCP	402.5	1480	VC315LH
12791	ABB	450	2985	M3BP355MLB2IMB3/IM1001
12658	ABB	450	2985	M3BP355MLB2
12241	DUTCHI	450	1490	DMI400MX4
13377	ABB	450	1490	M2BA355MLB4B3
2194	BRUSH	470	1482	MA355/26
12712	ABB	500	1491	M3BP355LKA4
5414	ABB	500	1490	M2BA355MLC4B3
12371	ABB	500	1490	M2BA355MLC4
1588	ABB	500	1489	HXUR808H2
1592	ABB	500	1489	HXUR808H2
12746	ABB	500	994	M2BA400LKC6B35
12747	ABB	500	994	M2BA400LKC6B35

Stock No	Make	KW	Speed	Frame Size
12748	SIEMENS	500	992	ILA8 405-6PB46
9821	BCP	520	1487	7-DS355LNX
3231	BRUSH	520	1482	NA315
5375	BRUSH	520	1480	NA315L
13241	ABB	550	960	HXR400LH6
5522	ABB	560	1490	M2BA400LKA4B3
5520	EFECEC	600	2985	BF6450K42
5521	EFACEC	600	2985	BF6450K42
5134	STROMBERG	630	1490	500/850630/355
12240	ABB	800	1492	HXR450LH4B3
12245	ABB	800	1492	HXR 450 LH4 B3
5135	STROMBERG	800	1490	500/850/800/355
5136	STROMBERG	800	1490	500/850/800/355

*Thrige Scott 340KW
DC Motor Papermill
Machine Drive*



*HELMKE 500KW
Slipring Motor Quarry
Industry Primary
Crusher Drive*





Stocks of Current and Obsolete Brook Crompton Spares



Fan Cowls

- Series 6
- Series 7
- Cage
- Slip-rings
- Flame proof

Slip Ring Gear

- Series 6
- Series 7
- Slip Rings
- Brushgear
- Carbons


Cooling Fans

- Series 6
- Series 7
- External
- Internal

Terminal Boxes & Terminal Boards

- Series 6
- Series 7

Most items ex-stock for next day delivery.



An area of our medium machine warehouse.



An area of our large machine warehouse.

Variable speed drives & soft starts

Altistart 01

100 to 480 Vac
0.37 to 75kW



Altivar 12

0.18kW to 4kW



Altistart 22

4kW to 400kW



Altivar 312

0.18kW
to 15kW



Altistart 48

208 to 690 Vac
4 to 1200kW



Altivar 61

200 to 690 Vac
0.75 to 800kW



Altivar 71

200 to 690 Vac
0.37 to 630kW



PARK GATE
& COMPANY LTD

87 Kingstown Broadway,
Kingstown Industrial Estate,
Carlisle CA3 0HA

Tel: 01228 552000
Fax: 01228 552001

Email: electrics@park-gate.co.uk
www.park-gate.co.uk



A section of our new motor stock holding.



*315kw 6 pole cage motor for
papermill refiner drive*



*250kw 6 pole
3.3KV cage motor
for chemical works
vacuum pump drive*



Slip Ring Motors

Stock No	Make	KW	Speed	Frame Size
13145	BCP	0	960	DW132S
5494	BCP	0.75	710	DNV132S
4752	BCP	1.1	595	DW160M
5497	BCP	1.5	720	D132S
5496	BCP	1.5	710	D132S
12952	BCP	2.75	700	MDW132S
4819	HOWELS STANWAY	2.9	950	D160MSR
12772	VEM	3	955	SPER 132M
12773	VEM	3	955	SPER 132M
12774	VEM	3	955	SPER 132M
4750	BCP	3.7	965	DW160M
13146	BCP	3.7	940	D132M
13130	BCP	3.7	940	DW132M
13131	BCP	3.7	940	DW132M
13144	BCP	3.7	940	DW132M
5796	WEG	4	950	FAF132M
13047	BCP	4	720	DFW160M
4820	HOWELS STANWAY	4.5	950	D160MSR
5366	GEC KAPAK	6	960	KDW180L
13147	BCP	7	960	DW160M
9007	GEC	7.5	725	KDW180L
5125	BCP	7.5	715	DW180M
13048	BCP	7.5	710	DW160L
12939	BCP	7.5	700	MDW160L
1769	HOWELLS STANWAY	8	975	D180LSR
13218	BCP	8.2	710	DW180M
5285	BCP	9	720	D180M
5300	BCP	9	720	D180M
2395	VEM	11	1465	SPR160M
3133	BCP	11	1440	CW160LA
4798	HOWELLS STANWAY	11.6	965	D180LSR
12585	BCP	12	950	DW180M
2763	BCP	15	960	DW225M
12925	BCP	15	940	DW180L
12782	BCP	15	935	DW180M
5356	GEC KAPAK	15	735	KDW225MA
9248	GEC	15	731	DW225M
1177	BCP	15	720	7-DW225S
5317	BCP	15	720	D200L
5361	GEC KAPAK	15.5	980	KDW200L
12390	BCP	18.5	1460	DW180L
1326	BROOK	18.5	1450	C324
1330	HOWELLS STANWAY	18.5	975	D225MSR
1855	CP	18.5	965	DW200L
4107	BCP	18.5	950	DW225S
1264	BCP	18.5	725	DW225S

Stock No	Make	KW	Speed	Frame Size
5780	WEG	18.7	978	FAF200L
3928	BCP	20	985	DNVW250M
4410	HOWELS STANWAY	20	960	D225SSR
4472	HOWELLS STANWAY	20	735	D225MSR
4797	HOWELS STANWAY	20	735	DW225MSR
12265	GEC	20	735	ZDV225MA
12717	BCP	21	980	DW225S
12076	GEC	22	1470	KDW200L
9473	BCP	22	1460	C326
12441	BCP	22	985	DW250S
12450	KAPAK	22	985	DW225M
4745	BCP	22	985	DW250S
12716	BCP	22	980	DW225M
9562	BCP	22	970	DW225M
12778	BCP	22	720	7-DW5225MMN
1263	BCP	22	720	DW225S
12442	BCP	25	970	DW225M
5365	GEC KAPAK	27.6	980	KDW225MB
3318	BCP	30	1480	DW250S
9561	BCP	30	1470	D365
9627	BCP	30	1470	DW225M
5862	BCP	30	980	DW250S
12447	GEC	30	971	DW280S
12959	BCP	30	970	DW225M
9410	BCP	30	735	DW250M
5381	BCP	30	730	7DW250M
4117	BCP	37	1470	DW225M
4046	BCP	37	1470	DW225M
4049	BCP	37	1470	DW225M
4101	BCP	37	1470	DW225M
3531	BROOK	37	1460	C364
9924	BCP	37	980	DW250M
3597	BCP	37	960	DW225M
3350	BCP	37	735	DW250M
5388	BCP	37	735	TC24
5007	AEI	37	720	DW250M
1456	BCP	37	585	DW280S
3872	GEC	39	735	KDW280S
12428	BCP	40	1440	CW225S
3596	BCP	40	960	DW225M
9509	BCP	45	1475	DW250S
13387	BCP	45	1475	DW250S
4736	CEM	45	1470	MBUL250M4
2912	BCP	45	755	DW280M
1727	GEC	45	735	KDW280M
4463	BCP	50	990	7DW315M
2872	BCP	55	1485	7-DW250
5108	VEM	55	1480	SMR250M4
3663	ASEA	55	1475	MARF280S
9934	GEC/FLOPAK	55	1475	DW250M
9677	ASEA	55	1475	Mar-05
9678	ASEA	55	1475	MARF280S

Stock No	Make	KW	Speed	Frame Size
9679	ASEA	55	1475	MARF280S
5583	BCP	55	1470	DW250M
3439	BCP	55	1470	D250M
4737	BCP	55	1470	DW250M
4743	BCP	55	1470	DW250M
9915	BCP	55	1465	7DW250M
4474	BCP	55	965	CW250M
5379	BCP	55	965	CW250M
5742	GEC	55	737	DW315S
2754	GEC	55	470	DW315M
1371	HOWELLS STANWAY	60	730	D315MSR
4599	HOWELLS STANWAY	60.6	730	D315SSR
1169	ECC	75	1470	ER196
9628	ASEA	75	1435	MAM280M
5253	BCP	75	980	7DW315S
4425	BCP	75	980	DW315S
4442	BCP	75	980	7DW315S
9297	BCP	75	980	7DW315S
9051	BCP	75	980	DW315S
13385	BCP	75	735	DW315M
5364	GEC	75	729	KDW315S
2716	BRUSH	90	1484	DW315S
5342	BCP	90	1480	DW315S
12384	GEC	90	1480	DW280M
4821	BCP	90	1470	C444
4827	BCP	90	1470	C250M
9060	BCP	90	1470	C444
13108	BCP	90	1470	7DW280M
4830	BCP	90	1470	C444
9921	BCP	90	1450	CW250M
9710	BCP	90	1450	CW250M
9951	BCP	90	1450	CW250M
4598	BROOK	90	980	TC28
9892	BCP	90	980	DW315M
12619	BCP	90	975	C504
12129	MATHER AND PLATT	90	730	CW315M
2073	BROOK	90	730	C505
3595	BRUSH	93	980	CW280M
12530	BCP	93	980	DW315M
3779	HOWELLS STANWAY	95	975	D315MSR
3778	HOWELLS STANWAY	97.2	975	D315MSR
4824	BCP	110	1470	C445
4825	BCP	110	1470	C445
1994	BROOK	110	1470	C445
4832	BCP	110	1470	C445
3383	BCP	110	1460	CW280S
5037	BCP	110	1460	CW280S
1943	GEC	110	1455	CW280S
12343	MATHER AND PLATT	110	980	C315S
9477	BCP	110	980	CW315S
12661	BCP	110	980	CW315S
13338	BCP	110	980	7-DW315L

Stock No	Make	KW	Speed	Frame Size
5529	ASEA	110	975	355S
1868	BROOK	110	975	C315S
9913	BCP	110	960	CW315S
13321	GEC	132	1486	DW315M
12277	BCP	132	1475	DW315M
9896	GEC	150	1485	DW315M
9926	BCP	150	1480	LDW315M
12741	BCP	150	1475	7DW315L
9098	BCP	150	1470	C505
9935	BCP	150	1460	CW280M
13177	BCP	150	985	7DW355S
9918	BCP	150	980	CW315M
9115	AEI	150	960	RW12041
5585	HELMKE	160	1490	DSOR355SA-079
5632	AEI / GEC	185	1480	CW315S
5631	BRUSH	185	1475	CW315S
4775	BCP	185	1470	C584
4131	BROOK	185	985	D400S
1202	BROOK	185	980	C585
13163	BRUSH	186	1475	DW315L
12700	BCP	190	1470	CW315S
5561	ASEA	200	1475	MAM355MA
4127	BROOK	200	985	D400S
4129	BROOK	200	985	D400S
5569	ASEA	200	980	MAM355MC
4831	BCP	220	1470	C585
9948	BCP	220	1470	CW315M
9949	BCP	220	1470	CW315M
4828	BCP	220	1470	C585
3985	FLOW PACK	220	1460	CW315M
12674	BCP	220	585	RS31
5384	BCP	225	1470	C585
5728	MATHER & PLATT	225	985	D355L
5729	MATHER & PLATT	225	985	D355L
9511	ASEA	250	1475	MAM355MB4
12929	MATHER & PLATT	250	1475	C315M
13024	MATHER & PLATT	250	1475	C315M
9834	BRUSH	300	1475	MWA355-22
4822	BCP	300	1470	RS28
1575	GEC	375	990	DW400-3A
12253	GEC	375	741	DW450-3A
12254	TECO	375	738	D450A
5546	EE	375	590	LDS26/68
5877	BRITISH THOMPSON-HOUSTON	420	980	RW16862
12758	HELMKE	450	1485	MBUM400LC4



High Tension Motors

Stock No	Make	KW	Speed	Frame Size
4776	BRUSH	75	990	D315L46
13016	GEC	110	1487	FLXC280E/4
12680	LAURENCE SCOTT	110	1486	D315/710
12676	LAURENCE SCOTT	110	1486	D315/710
3830	LSE	125	985	D315/710
9812	BRUSH	132	2988	D315L-41
12767	BRUSH	132	1483	D315L
2198	GEC IMPAK	132	1479	D355-6A
2199	GEC IMPAK	132	1479	D355-6A
1585	L.S.E	140	980	D355/630
13169	BRUSH	150	2976	D315L51
13170	BRUSH	150	2976	D315L51
13171	BRUSH	150	2976	D315L51
13172	BRUSH	150	2976	D315L51
9815	BRUSH	150	2974	D315L-51
5391	PARSON - PEALES	150	1488	D3155
5647	GEC ALSTHOM	150	1485	FLXC280E/4
5648	GEC ALSTHOM	150	1485	FLXC280E/4
2196	GEC IMPAK	150	1480	D355-6A
9814	BRUSH	150	1480	D315L-46
9817	BRUSH	150	1480	D315L-46
5990	M+P	150	1480	DA315MX/H010BX
3452	LAURENCE SCOTT	150	1480	D355/630
13244	GEC	150	1480	D3556A
12677	LAURENCE SCOTT	160	1487	D315/710
12679	LAURENCE SCOTT	160	1487	D315/710
12675	LAURENCE SCOTT	160	1487	D315/710
12800	GEC	160	1481	D355-7B
12333	TECO	160	987	D355AC
4604	GEC	168	1483	D355LB
4163	L.S.E.	168	1480	D355/630
9816	LSE	168	990	D355-800
13363	GEC	172	742	D355LC
13159	BRUSH	185	1487	B315L7
4603	GEC	185	1483	D355LC
5724	LSE	185	1480	D355
13061	GEC	187	2960	DC315/900E
3996	GEC	187	1488	D355LC
9888	BRUSH	187	981	MA355/21
9887	BRUSH	187	981	MA355/21
4900	GEC	190	1490	D355LB

Stock No	Make	KW	Speed	Frame Size
5730	BRUSH	190	1485	D315L57
13157	LAWRENCE SCOTT	198	1481	D355-900
5129	PARSONS PEEBLES	200	1487	D3156
4606	LSE	200	1485	D355/800
9843	LSE	200	1480	D355-630
9993	LSE	200	1480	355/630
4850	LSE	200	1480	355-560
12379	ABB	200	993	HXUR718G3 (355L)
12380	ABB	200	993	HXUR718G3 (355L)
3827	LSE	200	985	D355/800
12381	ABB	200	983	HXUR718G3 (355L)
3539	GEC IMPAK	205	1482	D355-7B
9811	LSE	220	1485	355-1000
4156	MORLEY	224	1486	D355/800
4161	MORLEY	224	1486	D355/800
4607	LSE	224	1480	D355/800
3708	BRUSH	224	1479	MA355-18
1591	BRUSH	224	1479	MA355/20
13479	ABB	225	2960	HXR355LA2
13480	ABB	225	2960	HXR355LA2
13481	ABB	225	2960	HXR355LA2
1582	PARSONS PEEBLES	225	1490	D3157
3458	GEC	225	1485	D355-8B
13475	ABB	225	1484	HXR355LB4
13476	ABB	225	1484	HXR355LB4
13477	ABB	225	1484	HXR355LB4
13478	ABB	225	1484	HXR355LB4
9436	GEC	225	1483	DC280F710M
9442	GEC	225	1483	D280F710M
5872	GEC	250	1482	DC280F710P
9813	LSE	250	980	355-800
3451	BRUSH	261	1482	MA355/21
1572	BRUSH	276	590	MA450/26
9848	LSE	280	980	355/1120
13245	GEC	300	2977	D3558V
5874	M+P	300	1485	DA355LB
9810	LSE	300	1485	355-1000
13243	GEC	300	1484	D3558B
13158	GEC	300	1480	MA355-23
9809	BRUSH	300	1480	MA355/23
12249	GEC	300	742	D400-3A
9832	PARSONS PEEBLES	315	2950	C3159
9831	PARSONS PEEBLES	315	2950	C3159
13364	GEC	315	1493	D355LX
13365	GEC	315	1493	D355LX
4902	STROMBERG	315	1488	HXUR400M110
9845	LSE	315	1480	D355/900

Stock No	Make	KW	Speed	Frame Size
13246	BRUSH	321	1490	D355/32
9994	ABB	355	742	HXR400LJ8
9992	ABB	355	742	HXR400LJ8
3229	BRUSH	355	742	MA450/30
9395	ABB	360	993	HXR400MG6
3626	LAURENCE SCOTT	373	1480	400/630
9433	AEI	375	585	DC450
3208	MATHER & PLATT	400	990	DA450/710A
3814	STROMBERG	420	991	HXUR1001 (500/630)
12760	LSE	421	740	400/1250
12372	ABB	450	992	HXR400LJ6
12373	ABB STROMBERG	450	992	HXR400LJ6
12251	LSE	475	1485	355/1120
5072	BRUSH	500	2964	NA315L28
9823	ABB	500	1490	M3BM400LB-4
9824	ABB	500	1490	M3BM400LB-4
9826	ABB	500	1490	M3BM400LB-4
4601	MATHER AND PLATT	520	2976	D400LD
4602	MATHER AND PLATT	520	2976	D400LD
9434	GEC	520	1488	D400-3A
9995	SIEMENS	560	741	ILA4452/8AN00/Z
9996	SIEMENS	560	741	ILA445218AN00/Z
9997	SIEMENS	560	741	ILA6452/8AN00/2
5871	SIEMENS	630	1483	1LA7 561-411E002
9847	LSE	630	1480	400/1250
12369	HELMKE	650	1486	DOR355/04/031
12367	GEC	650	1482	DC355G1120L
12366	ABB	690	994	HXR450LM6
12723	ABB	690	993	HXR450LM6
12724	ABB	690	993	HXR450LM6
12725	ABB	690	993	HXR450LM6
13242	GEC	700	1480	DC400U1000M
13162	BRUSH	700	1478	NA355/L-4
12248	LSE	750	1480	400/1250
9846	SIEMENS	800	1484	1LA1 454-4HD00-Z(450)
3816	LSE	900	990	450/1250
5138	BRUSH	970	1480	MA450/32
9890	BRUSH	1194	741	NA500M40
9837	PARSONS PEBBLES	1200	2970	C4507.1
12246	ABB	1600	1485	MF630L
12247	ABB	1600	1485	MF630L
12252	ASEA	1600	1485	MF600L
12875	ABB	2000	1489	AMA500L 4L BAH

EXD Hazardous Area Motors

Stock No	Make	KW	Speed	Frame Size
12635	BCP	11	2935	WEF160MF
4340	BCP	11	2920	AE160MB
4929	BCP	11	1460	AEF160MZ
13291	BCP	11	1460	AE160MD
13290	BCP	11	1460	AE160MD
2524	BCP	11	720	AE180L
12806	ABB	15	2935	M3JP160MLB2
4926	BCP	15	2920	AEF160MB
4927	BCP	15	2920	AEF160MB
4928	BCP	15	2920	AEF160MB
12218	BCP	18.5	3520	AE160LD
4863	BCP	18.5	1460	AE180M
13269	BCP	22	2945	WEF180ML
9931	ABB	22	1474	M3JP180MLB4EEXDII
13312	BCP	22	1460	AE180L
4094	BCP	22	1460	E180L
4449	BCP	22	1410	E180L
9658	ABB	30	2950	M3JP200MLA
9661	ABB	30	2950	M3JP200MLA2
13404	BCP	30	2940	WEF200LN
12893	ABB	30	1475	M2JA200MLA4 EEXDIIB.T4V6
12886	ABB	30	1475	M2JA200MLA4 EEXDIIB.T4V6
12887	ABB	30	1475	M2JA200MLA4 EEXDIIB.T4V6
12888	ABB	30	1475	M2JA200MLA4 EEXDIIB.T4V6
12889	ABB	30	1475	M2JA200MLA4 EEXDIIB.T4V6
12890	ABB	30	1475	M2JA200MLA4 EEXDIIB.T4V6
12891	ABB	30	1475	M2JA200MLA4 EEXDIIB.T4V6
12892	ABB	30	1475	M2JA200MLA4 EEXDIIB.T4V6
12894	ABB	30	1475	M2JA200MLA4 EEXDIIB.T4V6
12895	ABB	30	1475	M2JA200MLA4 EEXDIIB.T4V6
12896	ABB	30	1475	M2JA200MLA4 EEXDIIB.T4V6
12085	BCP	30	1470	WEF200LN
12064	BCP	30	1470	W-EF200LN
13066	BCP	30	980	WEF365FN
12059	BCP	33	2940	WEF200LNH
13181	BCP	55	2960	WEF250SN
12801	BCP	55	1485	AE250M
12803	BCP	55	1485	AE250M
13278	BCP	55	1480	E2055

Stock No	Make	KW	Speed	Frame Size
12084	BCP	55	1475	AEF250SN
12063	BCP	55	1470	W-EF250SN
12808	BCP	55	1470	AE250M
3763	BROOK CROMPTON	55	980	A-EF280SN
13374	ABB	75	1484	M3KP280SMA4B3
13375	ABB	75	1484	M3KP280SMA4B3
13249	BCP	75	1480	AE250M
9930	BCP	75	1475	WET250MN
13207	BCP	75	985	WEF280MN
12718	BCP	75	740	WUEF315MNE
12719	BCP	75	740	WUEF315MNE
12789	BCP	90	1475	WEF280SN-D
12066	BCP	132	2975	WEF315SN
9944	BCP	150	2950	AEF315MN
12012	ABB	160	2982	M3KP315SMC-2
12501	ABB	200	1486	M3JP315MLA4
12502	ABB	200	1486	M3JP315MLA4
12711	BRUSH	200	1485	E315/26

DC Motors



Stock No	Make	KW	Speed	Frame Size
9236	BULL	0	2500	132S
13077	THRIGE SCOTT	0.55	1500	LAK100
3629	BULL	2	2500	132M
3630	BULL	2	2500	132M
3642	BULL	2	2500	132M
3643	BULL	2	2500	132M
3652	BULL	2	2500	132M
3653	BULL	2	2500	132M
3659	BULL	2	2500	132M
12105	SCOTT	3	1500	K160
3584	BULL	4	2500	160/259
3585	BULL	4	2500	160K
3657	BULL	4	2500	160K
3651	BULL	4	2500	160K
3641	BULL	4	2500	160K
4695	GEC	4	2000	MD132160
4767	RELIANCE	4	1750	B2112ATCZ
4768	RELIANCE	4	1750	2110ATCZ
3496	BULL	5.5	2500	160M
3660	BULL	5.5	2500	160M
2786	GEC	5.5	1500	YD160L
13330	GEC	5.5	1500	TD160L
3135	GEC	5.5	1500	YD160L
12513	IEG	5.5	1500	D112M
4475	ASEA	7.25	2880	LAK132
3583	BULL	9	1500	200S
4357	ABB	9.9	1575	DMP1124L
3646	BULL	10	1500	200M
3645	BULL	10	1000	200L
2894	THRIGE SCOTT	11	1750	BK160
4476	LENZE	12	1700	GFOBT112-24
9318	MAWDSLEYS	13.8	1750	132T
2281	SEW	15	2210	CN180LG1
5893	THRIGE-SCOTT	15	900	LAK160C
2227	GEC	16	1350	SD160LB
2235	GEC	16	1350	SD160LB
12730	THRIGE ELECTRIC	17.7	2355	LAK4112-B
12198	THRIGE	17.7	2355	LAK4112-B
12199	ABB	17.7	2355	DMP1124L

Stock No	Make	KW	Speed	Frame Size
12200	ABB	17.7	2355	DMP1124L
12634	RELIANCE	18	3000	G132M
12427	RELIANCE	18	2000	G132L
13358	THRIGE SCOTT	18.4	1600	LAK180A
13359	THRIGE SCOTT	18.4	1600	LAK180A
13357	ASEA	19.7	2790	LAP132.2M
3516	GEC	22	500	SD200L
2225	GEC	24	1500	SD160XLB
12555	LENZE	27.1	3500	MGFQU112-22
12567	THRIGE-SCOTT	30	2000	1AK180A
12531	BULL	30	1450	180S
3900	BULL	36	1697	160M
5753	BULL	37.5	2000	180L
12594	SIEMENS	37.5	1910	160
9482	BULL	45	2268	160S
5749	RELIANCE	45	1430	GS1607
5775	THRIGE SCOTT	45	1200	LAK4180-AA
4644	MAWDSLEY	49	630	200XM
3398	MAWDSLEY	49	630	200XM296
3399	MAWDSLEY	49	630	200XM292
9412	MDX	50	575	MDX810
13151	LEROY SOMER	52	1700	LSK1604505
9753	MAWDSLEY	55	3000	200
5370	GEC	56	1650	SD200XLB
12394	LEROY SOMER	60	1800	160MZ
9044	THRIGE SCOTT	66	630	LAK4225A
9676	THRIGE SCOTT	70	2200	BK200W
2885	THRIGE ELECTRIC	74.4	685	LAK4180-FA
2880	THRIGE ELECTRIC.	74.4	684	LAK4180-FA
3382	THRIGE SCOTT	75	910	LAK4225A
3393	THRIGE SCOTT	75	910	LAK4225A
4214	BULL	98	1150	225S
12087	SCOTT	100	2800	BK250MB
12095	THRIGE SCOTT	100	2800	BK250MM
12101	THRIGE SCOTT	100	2800	BK250MMB
12407	THRIGE SCOTT	110	1750	LKA4200A
13361	BULL	118	1650	200L
9150	BULL	135	2000	S200M
13221	BAUMULLER	142	2850	GNA200LV
13222	BAUMULLER	142	2550	GNA200LV
12029	LS	147	1650	LSK2004M08
9447	BULL	150	1925	225S
12932	THRIGE SCOTT	160	1250	BK315MS
4039	LSE	160	1000	355/500.
4040	LSE	160	1000	355/500

Stock No	Make	KW	Speed	Frame Size
4037	THRIGE SCOTT	180	1050	LAK4400A/CA24
13362	MAWDSLEY	181.24	1500	225XL
13360	MAWDSLEY	181.24	1500	225XL
13354	MAWDSLEYS	181.24	1500	225XL
5670	BULL (HARLANDSIMON)	187	1240	250M
12793	BULL	200	1200	280X
13356	BULL	205	1750	225L
12696	LEROY SOMER	220	1500	CLS315XVL12
1743	LAURENCE SCOTT	220	1500	355/450
2239	GEC	221	1650	QM315/508
12056	GEC	224	1000	QM355/560
12091	MAWDSLEY	225	1440	280XS125
9923	BULL	250	1900	250L
5658	SIEMENS	284	2050	280/670
5659	SIEMENS	284	2050	280/670
13025	THRIGE SCOTT	292	1560	BK315X
13038	THRIGE SCOTT	292	1560	BK315X
13139	LEROY SOMER	327	1560	LSK2504CL03
12207	JACQUET	344	1500	CF355D3
13264	BULL	375	1780	280L
12237	DAVID MCLURE	420	1200	DC400DX
12239	DAVID MCLURE	420	1200	DC400DX
12238	DAVID MCLURE	420	1200	DC400DX
5358	BULL	460	1500	280XL
9593	SIEMENS	515	1800	IGH53525NJ40-6SV5-Z
9594	THRIGE SCOTT	532	1800	LAKC4355A
9595	THRIGE SCOTT	532	1800	LAKC4355A
12244	THRIGE SCOTT	532	1800	LAKC4355A
9844	THRIGE SCOTT	618	2400	LAKC4355C

Vibrator Motors

Stock No	Make	KW	Speed	Frame Size
13456	INVICTA	0.06	2880	BX905/2
3144	E.E.	0.09	1440	GF3**7WC
13435	INVICTA	0.11	1440	BX915-4
13429	GRANTHAM ELECTRICAL	0.12	2880	B815/2
13430	GRANTHAM ELECTRICAL	0.12	1440	B815/4
13431	GRANTHAM ELECTRICAL	0.12	1440	B815/4
13397	VIBTEC	0.18	3000	MUSI 3-200
13461	VIBTEC	0.18	2880	MVSI 3/100502
13462	VIBTEC	0.25	1440	MVSI-15-35-590
13463	VIBTEC	0.25	1440	MVSI-15-35-590
13467	GRANTHAM ELECTRICAL	0.25	1440	BVA20-4
13457	INVICTA	0.25	1440	BL20-5-4
13420	INVICTA	0.25	1440	BC920/4T
13433	INVICTA	0.3	2880	BL15-3.5/2
13446	INVICTA	0.34	2880	BK15/3.5-2
13447	INVICTA	0.34	2880	BXX920/2
13438	INVICTA	0.34	2880	BX920/2
13453	INVICTA	0.34	2880	BK16-3-5-2
13465	INVICTA	0.34	2880	BX920/2
13473	GRANTHAM ELECTRICAL	0.37	2880	B825-2
13474	GRANTHAM ELECTRICAL	0.37	2880	B825-2
13466	GRANTHAM ELECTRICAL	0.37	2800	BR825/2
13500	GRANTHAM ELECTRICAL	0.37	1440	EB925/4
13464	INVICTA	0.4	2880	BL15-3.5/2
13434	INVICTA	0.5	1440	BL25-11-4
13449	INVICTA	0.5	1440	BL24-11-4
13418	INVICTA	0.5	1440	B225-11-4
13436	INVICTRA	0.5	960	KM642-T
13437	INVICTA	0.5	960	KM642T
13425	INVICTA	0.5	960	KM 6424
3057	INVICTA	0.5	720	MB930/8
3169	INVICTA	0.51	2880	B925/2
3182	INVICTA	0.51	2880	B925/2
13472	INVICTA	0.51	2880	B925/2
13400	VIBTEC	0.55	1500	MUSI 15/1100
3173	INVICTA	0.58	960	B930/6
3039	INVICTA	0.58	960	B930/4
3040	INVICTA	0.58	960	B930/6
3151	INVICTA	0.58	960	B930/6

Stock No	Make	KW	Speed	Frame Size
3152	INVICTA	0.58	960	B930/6
13499	INVICTA	0.74	1440	B531/4????
13451	ITALVIBRAS	0.75	1440	MVSS 15/80S02
3042	INVICTA	0.75	1440	EB935/4
3045	INVICTA	0.75	1440	B930/4
13398	VIBTEC	0.75	1000	MUSI 10-1110
13422	MAGNETIC	0.75	950	VSD 06004-006
13426	VIBTEC	0.8	960	SU6-210
3174	INVICTA	0.96	1440	B935/4
3140	INVICTA	0.96	1440	B935/4
13469	INVICTA	0.96	1440	BK30/25-4
13468	INVICTA	0.96	1440	BK20-18-4
13454	INVICTA	0.96	1440	BK 30--164
13428	GRANTHAM ELECTRICAL	0.98	1440	B815/4
13458	INVICTA	1.1	2880	BL30-20-2
13501	INVICTA	1.1	2880	B980-2
3138	INVICTA	1.1	2880	B930/2
13427	VIBTEC	1.1	960	MUSI 10/1600-590
13471	VIBTEC	1.1	960	MVSI 10-1600-590
13444	INVICTA	1.1	720	BK40/15-08
13445	INVICTA	1.1	720	BK40-15-08
13391	INVICTA	1.15	1440	BL.30.18.4
13459	INVICTA	1.15	1440	BL30-18-4
3012	INVICTA	1.3	960	B940/6
13450	VIBTEC	1.4	2900	MVSI-3-1510-590
13442	GRANTHAM ELECTRICAL	1.5	1440	B840/4
3024	INVICTA	1.5	1440	B840/4
3172	INVICTA	1.68	2880	B840/2
3143	INVICTA	1.8	1440	B940/4
3150	INVICTA	1.8	1440	B940/4
13448	INVICTA	1.8	1440	BLZ-40-35-4
13441	INVICTA	1.8	1440	BK40-35-4
13396	VENANZETI	1.8	1000	WS5B6
13402	INVICTA	1.8	960	BL40-27-6
13401	INVICTA	1.8	960	BL-40-35-6
13419	INVICTA	2	720	BL45.24-8
13399	VIBTEC	2.2	1000	MUSI 10-3000
13423	INVICTA	2.3	720	BK50-35-8
13403	INVICTA	2.31	960	BL2-45-42-6
13424	INVICTA	2.31	960	BL45-42/6
13421	INVICTA	2.34	960	B945
13394	VIBTEC	2.5	1000	AVSI-103810
3153	INVICTA	2.6	960	B950/6
3155	INVICTA	2.6	960	B950/6
3009	INVICTA	2.68	1440	B945/4

Stock No	Make	KW	Speed	Frame Size
3006	INVICTA	2.68	1440	B945/4
13460	INVICTA	2.68	1440	BK45/4
13455	INVICTA	2.68	1440	BK45-45/4
3147	INVICTA	3	1440	B950/4
3007	INVICTA	3.35	1440	B950/4
3005	INVICTA	3.35	1440	B950/4
3033	INVICTA	3.35	1440	B950/4
13393	VIBTEC	3.8	1000	MUSI 10/5200 S02
13395	VIBTEC	3.8	1000	MSR1 10-5200
13440	VIBTEC	3.8	960	MSVI-10/5200590
13439	VIBTEC	3.8	460	MUSI-10/5200-590
13416	GRANTHAM ELECTRICAL	4	1440	B850/4
13417	GRANTHAM ELECTRICAL	4	1440	B850/4
13390	INVICTA	4	960	BL/50-60-6
13452	INVICTA	4.3	1440	B955-4
3003	INVICTA	4.8	1440	B955/4
13415	GRANTHAM ELECTRICAL	5	960	B86016
13414	INVICTA	7	1440	BT960/4

Squirrel Cage Two Speed Motors

Stock No	Make	KW 1	KW 2	Speed 1	Speed 2	Frame Size
12586	BCP	1.6	13	300	2800	WDA160LRD
2767	NEWMAN	5.5	2.8	2950	1460	D160L
3949	BCP	7.5	1.85	2880	720	D160M
2739	BCP	7.5	0.25	2900	480	D160M.
5507	BCP	8.5	5.5	1470	970	DF160L
9732	BCP	12	1.2	1400	135	DF160LWD
4796	BCP	13.5	4.5	1410	455	VADF200L
13324	BCP	20	45	1460	730	AD180LD
2102	BCP	20	2.2	2940	985	7B-D200L
5396	BCP	22	15	1460	730	D200L
3846	BCP	22	15	1460	965	7AD225M
2673	BCP	22.5	7.5	1470	570	WDF250SN
2255	BCP	22.5	7.5	1430	460	D250S
1438	BCP	22.5	7.5	1430	460	D250S
4321	BCP	25	16	1470	735	7Z-HAD225S
1939	BCP	30	21	2890	1450	7-AD225SH
1606	BCP	30	18.5	1450	730	D225M
5382	BCP	30	18.5	1430	730	D225M
5649	BCP	30	13.2	980	735	7AD250SD
4674	BCP	30	9.7	1455	975	7D225S
4856	BCP	34	18.5	1460	730	VD225MD
1106	BCP	34	18.5	1430	710	D250S
3670	BCP	37	22	1470	980	7R-AD250S
4730	BCP	37	11	1470	980	7AD225M
4732	BCP	37	11	1470	980	7AD225M
4806	BCP	37	11	1470	980	7AD225M
4807	BCP	37	11	1470	980	7AD225M
4808	BCP	37	11	1470	980	7AD225M
4702	BCP	45	22.5	1440	710	D280S
13405	ABB	63	18.5	1475	985	M3BP250SMB416
1414	NEWMAN	63	17	1480	740	D250M
13230	ABB	65	33	2981	1488	M3BP280SMB
5172	BCP	75	37	1480	740	D315S
12575	BCP	75	37	1475	740	WDF315MN-D
2214	ABB	75	25	2968	1480	M2BA280SMB
12433	ABB	81	65	1490	990	HXR315S46B3
5940	ABB	90	60	1490	991	M2BA315MB4/6B3
5942	ABB	90	60	1490	991	M2BA315SMB4/6B3
5986	ABB	90	60	1490	991	M2BA315SMB4/6B3
3483	ABB	90	60	1460	991	M2BA315SMB 4/6 B3.
5651	BCP	90	40	985	740	7AD315MD
4426	BCP	90	30	1480	985	D280M
3201	LEROY SOMER	92	42	1488	990	FLSC315L4/6EB3
9462	BCP	120	80	1480	985	7AD315M
9464	BCP	120	80	1480	985	7AD315M



Geared Motors

Large selection of geared motors under 1.1kw also available.

Stock No	Make	Unit Type	KW	Output Speed	Style
7109	SEW	KA46DT90S4	1.1	99	HWRAHS
8515	SEW	SF40DT90S4	1.1	92	HWRAFLB
6931	SEW	R60VU2DT90S4	1.1	9.6 - 55	HILVSC
7054	SEW	R93DT90S4	1.1	9.5	HIL
7389	FLENDER	D31A90SH4D1510HR22	1.1	88	HIL
10025	SEW	SA52DT90S4BMGH	1.1	88	HWRAHS
6949	SEW	KA46DT90S4BMGH	1.1	86	HWRAHS
7234	SEW	R60DT90S4BGZ	1.1	82	HIL
6178	SEW VECTOR	DT90S4	1.1	82	HIL
6929	FLENDER	D31A90S4/D15/10H	1.1	75	HIL
7607	FLENDER	D31A90S4/015/104	1.1	75	HIL
7619	FLENDER	D31A90S4D15/10H	1.1	75	HIL
7613	FLENDER	D31A90S4-D15/10H	1.1	75	HIL
6057	SEW EURODRIVE	90	1.1	72	IHILV SZ
6905	SEW	R93DT70S-4BG	1.1	7.5	HIL
8612	SEW	K37DT90S4	1.1	69	HBRA A
6352	FLENDER	90S	1.1	5RPM	HWBRAB
8571	SEW	R60DT90S4BM	1.1	57	HIL
10190	SEW	S57DT9S4/BMG/HF	1.1	56	HIL
10107	SEW	S52DT90S4	1.1	54	HWRAA
10145	SEW	R63DT90S4BMH	1.1	53	HIL
10236	SEW	R60DT80N2B/Z	1.1	52	HIL
10005	SEW	K67DT90S4BMGH	1.1	51	HWBRAB
6112	NECO	D90SNH	1.1	50.8	HIL
10211	SEW	R63D24BDT90S4	1.1	5.2 - 26	HIL VS
6353	FLENDER	90S	1.1	5	HWBRAB
6583	OPPERMAN/BCP	TDM10MMF584TFW	1.1	49RPM	HIL
6084	RENOLD/BCP	90	1.1	48.4	WRAHS
8428	SEW	R60DT90S4BMH	1.1	48	HIL
8832	SEW	R73DT90S4	1.1	47	HIL
10237	BROOK CROMPTON	ESR 3A - DF90SE - D	1.1	43	HIL
6477	SEW	90S4	1.1	42>210RPM	HRAFLVS
6776	SEW	SA60ST90S4	1.1	42	HWRAHS
8154	SEW	R702DT90S4BMH	1.1	42	HIL
6263	SEW EURODRIVE	90	1.1	41 - 206	HWRAVSA
8692	SEW	KA47 DT90S4/BMG/HF	1.1	40	HWBRAHS AB
7517	FLENDER	D60VU11A90S4	1.1	4 -> 24	HILVSC
10217	SEW	DF24BDT90S4	1.1	381 - 1890	HWRA HS VS
10234	SEW	S72DT90S - 4BM/TF	1.1	36	HWRA AB
8916	SEW	R73DT90S4	1.1	36	HIL

Stock No	Make	Unit Type	KW	Output Speed	Style
8794	FLENDER	D60-A90S4	1.1	34	HIL
8377	SEW	K76DT90S4	1.1	34	HBRAA
8583	GEC-ELECTRO POWER	ESR2D90S	1.1	32	HIL
10202	SEW	MHD335D90L	1.1	31.4	HIL
8117	BCP/RADICON	M063045BGCC1WDA90SE	1.1	31.1	HIL
8668	SEW	R77DT90S4	1.1	31	HIL
8718	SEW	R703DT90S4	1.1	30	HIL
7106	SEW	R80DT90L4	1.1	28	HIL
7127	NORD	SK.01.FSK90S4	1.1	271	HILFL
8988	SEW	R77DT90S4	1.1	27	HIL
8695	SEW	R67DT80N2BMGFH	1.1	26	HIL
7058	SEW	RF703DT90S4TF	1.1	26	HILFL
6139	LOHER/STOBER	LA80B2	1.1	25 - 175	HILVS
6206	STOBER/LOHER	LA80B-2	1.1	25	HILVS
8431	SEW	R63DT90S4	1.1	25	HIL
8432	SEW	R63DT90S4	1.1	25	HIL
8950	SEW	R63DT90S4X	1.1	25	HIL
6442	SEW EURODRIVE	90	1.1	246 - 1028	HILVSC
6349	SEW	90L	1.1	240>1200	IL VS
6027	SEW	80	1.1	236RPM	HWRAFLA
6671	SEW	R40DT90S4	1.1	227 RPM	HIL
8040	BCP/PETER RAYNOR	GM2DWDA905E/D	1.1	217	HIL
8032	PETER RAYNOR/WEG	GM2DAL905/L4	1.1	216	HIL
8193	SEW	R60D21D90S4	1.1	21-105	HILVS
6267	SEW EURODRIVE	90	1.1	21 - 105	HILVS
8699	SEW	FA67DT90S4BMGFH	1.1	21	HIPSHS
10220	SEW	SA50DT809N2	1.1	206	HWRA HS
8072	BCP/ HANSON	SFN14BD90SH/4G	1.1	201	HIL
10043	SEW	R57DT90S4BMGHRFT	1.1	20	HIL
10218	SEW	SA62DT90S-4	1.1	20	HWRA HS
6657	SEW	R102R73DT90S4BMGHFTF	1.1	2.6	HIL
7394	FLENDER	Z30A90S4-D15-10H	1.1	195	HIL
6981	SEW	KA47TDT90S4BMGHR	1.1	190	HBRAHS
7693	SEW	KA47DT90S4BMGHRASA1	1.1	190	HBRAHS
7144	FLENDER	Z30A90SH4-D15/10H	1.1	189	HIL
7285	FLENDER	Z3A90SH4D15/104	1.1	189	HIL
6757	SEW	DT90S4	1.1	188	HIL
7002	NORD	E20HLSK90S4BRE20HL	1.1	173	HBRAHS
7003	NORD	E20HLSK90S4.BRE20HL	1.1	173	HBRAHS
8639	SEW	R37DT90S4	1.1	171	HIL
7716	SEW	KA47TDT90S4BMGFHFBGEB SR	1.1	164	H
7738	SEW	KA47TDT90S4BMGFHFBGEB SR	1.1	164	HBRAHS
7739	SEW	KS47TDT90S4BMGFJFBGEBVSR	1.1	164	HBRAHS
8505	SEW	SA52DT80N2	1.1	160	HWRAHSAB
8712	DB/BCP	GHT4D90LD	1.1	16.2	HIL
8590	FLENDER	Z30A90SH4D1510H	1.1	158	HIL
7001	FLENDER	Z30AD90SH4D1510H	1.1	158	HIL
7500	FLENDER	Z30A90SH4-015/10H	1.1	158	HIL

Stock No	Make	Unit Type	KW	Output Speed	Style
6982	SEW	KA47DT9054/BMG/HF	1.1	154	HBRAHS
6983	SEW	KA47/TDT9054/BMG/HF	1.1	154	HBRAHS
6985	SEW	KH47TDT9054BMGHR1S	1.1	154	HBRAHS
7704	SEW	KA47TDT9054BMGHRASA1	1.1	154	HBRAHS
7694	SEW	KA47TDT9054BMGHRASA1	1.1	154	HBRAHS
7696	SEW	KA47TDT9054BMGHRASA1	1.1	154	HBRAHS
7699	SEW	KA47TDT9054BMGHRASA1	1.1	154	HBRA
7700	SEW	KA47TDT9054BMGHR1S	1.1	154	HBRAHS
7691	SEW	KA47TDT9054BMGHRASA1	1.1	154	HBRAHS
7692	SEW	KA47TDT9054BMGHR	1.1	154	HBRAHS
7287	SEW	SA427DT9054BMGH	1.1	152	HVRAHS
8691	SEW	FA67GDT9054BMGHF	1.1	15	HIPS HS
10232	SEW	R83DT9054VS	1.1	15	HIL
8206	RENOLD/BCP	GM0DD905D	1.1	149	HIL
7278	SEW	R72LK53DT9054TF	1.1	144	HILVS
7279	SEW	R702LK53DT9054	1.1	143	HILVS
7280	SEW	R70LK3DT9054TF	1.1	143	HILVS
7281	SEW	R70LK3DT9054TF	1.1	143	HILVS
7370	SEW	R701LK53DT9054TF	1.1	143	HILVS
7277	SEW	R70LK53DT9054TF	1.1	143	HILVS
7616	SEW	R70LKSDT9054TF	1.1	143	HILVS
7617	SEW	R70LKSDT9054TF	1.1	143	HILVC
8858	SEW	SA62DT9054	1.1	14	HVRAHS
8036	SEW	K37DT9054	1.1	133	HBRA
8613	SEW	K37DT9054	1.1	133	HBRA A
7703	SEW	KA47TDT9054BMGHBGEBSR	1.1	132	HBRAHS
8915	SEW	SAF42DT9054	1.1	131	HVRAHSFLA
6754	SEW	R80DT9054-TF-Z	1.1	13.5	HIL
7477	SEW	R80DT9054-Z-TF	1.1	13.5	HIL
7310	SEW	RF70DT9054ZTF	1.1	13	HILFL
7395	FLENDER	Z30A90SH4-D15/10H	1.1	127	HIL
7393	FLENDER	Z31A90SH4/D15-10H	1.1	127	HIL
8440	FLENDER	Z31-A90SH4-D15/10H	1.1	127	HIL
8442	FLENDER	Z31-A90SH4-D15/10H	1.1	127	HIL
8989	DB/BCP	MHD281D90SD	1.1	121.3	HIL
8419	SEW	R42DT9054	1.1	116	HIL
7019	SEW	KH47TDT9054BMGHR1S	1.1	116	HBRAHS
7006	SEW	KH47TDT9054BMGHRVS1S	1.1	115	HBRAHS
7007	SEW	PKH707DT9054BMGHR1S	1.1	115	HBRAHS
7018	SEW	KH47TDT9054BMGHR1S	1.1	115	HBRAHS
6977	FLENDER	CD41A90SH4	1.1	115	HVRAHS
7726	SEW	KA47TDT9054	1.1	115	HBRAHS
8007	SEW	KN47TDT9054BMGHRIS	1.1	115	HBRAHS
7714	SEW	ka47dt90s4bmgfhf	1.1	115	HBRAHS
10061	SEW	KH47TDT9084BMGHRIS	1.1	115	HBRAAB
7711	SEW	KA47TDT9054BMGHBGEVSR	1.1	114	HBRAHS
10131	SEW	RX57DT9054/BMG/HF	1.1	1075	HIL
6140	SEW EURODRIVE	RF42DT9054	1.1	102	HILFL

Stock No	Make	Unit Type	KW	Output Speed	Style
6841	SEW	KA66HDT90L4	1.1	100	HBRAHS
6703	SEW	R83XRBDT90S4BMGHRTFC	1.1	10	HIL
7249	SEW	R72DT90L4BG/TF	1.5	99	HIL
7252	SEW	R72DT90L4BG/TF	1.5	99	HIL
6598	SEW EURODRIVE	90	1.5	99	HWRAHS
8050	SEW	R60DT100L54BMH/X	1.5	95	HIL
8806	SEW	SA67/TDT90L4	1.5	90	HWRAHS
7495	SEW	R60AVU2 EFPADT90L4	1.5	9.5 -> 55	HILVSC
6001	SEW	90	1.5	8RPM	HIPSHS
6002	SEW	90	1.5	8RPM	HIPSHS
6003	SEW	90	1.5	8RPM	HIPHS
6004	SEW	90	1.5	8RPM	HIPHS
6005	SEW	90	1.5	8RPM	HIPSHS
8445	MORELI/DB	M042016.BMCIAI.54AMA90L4B14	1.5	88	HIL
7479	SEW	R63DT90L4BMGHFBGE	1.5	85	HIL
8463	SEW	RF62DT90L4BM	1.5	83	HILFL
6978	FLENDER	CD61A90L4	1.5	79	HWRAHS
7153	SEW	S62DT90L4	1.5	78	HWRAA
8100	SITI/MORRELI	EHL30MA90L4B5	1.5	77.1	HIL
6288	ELECTROPOWER/BCP	90L	1.5	74.7RPM	HIL
8776	SEW	R60DT90L4	1.5	73	HIL
8450	RENOLD	R3DBF5100L46	1.5	72	HIL
7361	SEW	R60DT90LHBM	1.5	72	HIL
8344	ABB-OPPERMAN	HDM2D100?	1.5	70	HIL
8350	SEW	R70VU2DT90L2TF	1.5	7.5-32	HILVSC
7422	SEW	R63D26DT90L4	1.5	7.5 - 38	HILVS
8709	OPPERMAN/WEG	HDM290L4	1.5	69	HIL
6780	SEW	R62VUTHDT90L4BM	1.5	68-287	HILVSC
8710	OPPERMAN/BCP	HDM2D90LD	1.5	68	HIL
7200	SEW	R60DT90L4BMGTF	1.5	68	HIL
8972	SEW	R62DT90L4BR	1.5	66	HIL
8616	SEW	RX61DT90L4BHR	1.5	621	HIPS
8845	SEW	R63DT90L4BMH	1.5	61	HIL
7421	SEW	D63D26DT90L4	1.5	6.8-34	HILVS
7057	SEW	FA67DT100LS4/2	1.5	57/112	HIPSHS
8626	BCP - PETER RAYNOR	GM4TD90LND	1.5	57	HIL
8446	BCP/OPPERMAN	TDM10AD90LD	1.5	54	HIL
7420	SEW	R63D24DT90L4	1.5	May-38	HILVS
10213	SEW	R47D190L4	1.5	53	HIL
8177	NECO	2H200D90D90LH	1.5	52.5	HILFL
8038	SEW	RF67DT90L4BMGHF	1.5	50	HILFL
8378	BCP/HANSON JUNIOR	FN52CD100LD	1.5	5.8	HIL
8576	SEW	R73DT90L4	1.5	48	HIL
6926	FLENDER	CD81A90L4	1.5	47	HWRAHS
6927	FLENDER	CD81A90L4	1.5	47	HWRAHS
6922	FLENDER	CD81A90L4	1.5	47	HWRAHS
6923	FLENDER	CD81A90L4	1.5	47	HWRAHS
6517	DAVID BROWN/BCP	D90LD	1.5	46RPM	HIL

Stock No	Make	Unit Type	KW	Output Speed	Style
8168	SEW	K60D22DT90S2	1.5	43-215	HBRAVS
6972	FLENDER	CD91A90L4-D15	1.5	43	HWTAS
6575	SEW	90L4	1.5	42>>210RPM	HWRVSLFL
6849	SEW	R70D90L.4B5/HR	1.5	42	HIL
10012	SEW	R77DT90L4	1.5	42	HIL
8004	SEW	R60D26DT90L4	1.5	41-204	HILVS
8970	SEW	R73DT90L4-X	1.5	41	HIL
7028	NORD	SK02050ADBH90S2	1.5	401	HWRRAHS
7524	SEW	RX81GN100LG6	1.5	396	HIL
8341	SEW	R73DT90L4	1.5	37	HIL
8204	SEW	SF62DT90L4	1.5	37	HWRRAFL
6541	PETER RAYNER/BCP	D90LD	1.5	34RPM	HIL
8945	SEW	SA60DT90L4	1.5	33	HWRRAHS
8689	SEW	S77DT90L4/BMG	1.5	33	HWRRA B
6109	SEW EURODRIVE	90	1.5	33	HWRRAHS
7360	SEW	RF63DT90L4	1.5	33	HILFL
7433	SEW	RF63DT90L4TF	1.5	33	HILFL
8602	SEW	R73DT100LS4/2BH	1.5	32-64	HIL
8601	SEW	R73DT100LS4/2BH	1.5	32/64	HIL
8572	SEW	R73DT90L4TH	1.5	32	HIL
7437	SEW	R90DT90L4	1.5	31	HIL
7155	SEW	R70DT90L-4TH	1.5	31	HWEAA
8673	SEW	R90DT90L4	1.5	31	HIL
8674	SEW	R90DT90L4	1.5	31	HIL
8448	BROWN PESTEL	SK3090L4	1.5	29	HIL
7044	GEC/ELECTROPOWER	ESR2D100LD	1.5	27	HIL
8828	ELECTRO POWER/ TEE	ESR2QS90L4	1.5	27	HIL
7047	BCP/DAVID BROWN	MHT 535D90LD	1.5	25.1	HIL
7457	SEW	FAF60DT90L4BM	1.5	25	HILPSHSFL
7718	SEW	KA47TDT90L4BMGHFTF	1.5	243	HBRAHS
7516	SEW	R60VU2LM11CDT90L4	1.5	24 -> 102	HILVSC
6479	SEW	90	1.5	23RPM	HRAHS
7074	SEW	R40DT90L4BHTF	1.5	230	HIL
10095	SEW	R70DT90L4BMHR	1.5	23	HIL
7488	SEW	R73DT90L4BMGTF	1.5	21	HIL
8209	SEW	R60DT90L4VS	1.5	203	HILFV
6475	SEW		1.5	2.5-0.6RPM	HBRAHS
7712	SEW	KA47DT90L4BMGHFBGEBSR	1.5	192	HBRAHS
7708	SEW	ka47dt90l4bmghvgebsrvs	1.5	192	hbrahs
6785	SEW	RF60D24DT90L4Z	1.5	18-88	HILVSFL
6622	SEW EURODRIVE	90	1.5	18-88	HILVSFL
7045	BCP/DAVID BROWN	MHD2D90LD	1.5	185	HIL
6997	SEW	R60HDT100LS4	1.5	180	HIL
8182	SEW	RF80DT90L4BHTF	1.5	18	HILFL
7489	SEW	R60DT90L4BMGTF	1.5	178	HIL
7706	SEW	R62DT90L4BMHBGESRTHVS	1.5	178	HIL
7521	SEW	R72DT90L4BMG	1.5	169	HIL
6971	SEW	R72DT90L4BM	1.5	167	HIL

Stock No	Make	Unit Type	KW	Output Speed	Style
10071	SEW	RF77DRS90M4	1.5	162	HILFL
8253	SEW	S60DT90L4	1.5	161	HWRA
8994	OPPERMAN	HTM4100LS6	1.5	16.3	HIL
8423	SEW	R60DT90L4BH	1.5	158	HIL
7248	SEW	R60DT90L4BG/TF	1.5	158	HIL
7688	SEW	KA47TDT90L4BMGHRASA1	1.5	155	HBRAHS
7689	SEW	KA47TDT90L4BMGHRASA1	1.5	155	HBRAHS
7732	SEW	KA47TDT90L4BHGHRASA1	1.5	155	HBRAHS
8657	SEW	R86DT90L4	1.5	15	HIL
6336	SEW	R80 ?DT90L4	1.5	14RPM	HIL
7331	BCP / RENOLD	GM0DWDA90LK	1.5	1420 IN	HIL
8078	BCP/PETER RAYNOR	GM2DWDA90LK/D	1.5	141	HIL
6116	TIGEAR/GEC	D90L	1.5	140	WRAA
10126	WEG/FENNER	864A4928AL90S/L-4	1.5	14	HIL
10127	WEG/FENNER	864A4928AL90S/L-4	1.5	14	HIL
8420	SEW	SA60DT90L4BG	1.5	135	HWRAHSAB
7266	SEW	R83ADT90L4	1.5	13	HIL
7267	SEW	R83ADT90L4B	1.5	13	HIL
7268	SEW	R83ADT90L4	1.5	13	HIL
6378	SEW	90L	1.5	12RPM	HWRA B
8387	BCP/OPPERMAN	HDM2TDA90LAD	1.5	128	HIL
8101	DB/BCP	GHD231D90L	1.5	127	HIL
8976	SEW	R60DT90L4BM	1.5	123	HIL
7723	SEW	KA47TDT90L4	1.5	120	HBRAHS
8816	SEW	R27DT90L4/BMGHF	1.5	119	HIL
7737	SEW	KA47TDF90L4BMGHEB	1.5	116	HBRAHS
8969	SEW	R37DTE90L4TF	1.5	110	HIL
8563	FLENDER	KAD88K90L4	1.5	11.6	HBRAHSAB
8873	SEW	R70DFT90L4	1.5	109	HIL
6979	FLENDER	Z41A90T4/D15H	1.5	105	HIL
8187	D BROWN	GHD231D90L	1.5	104	HIL
8071	SEW	KA66DT90L4MBGHF	1.5	101	HBRAHS
7478	SEW	KA66DT90L4	1.5	101	HBRAHS
7432	SEW	R70DT90L4	1.5	100	HIL
10086	FLENDER	ZF40A90L14-L16H	1.5	100	HILFL
8720	SEW	SA62DT90L4BMZ	1.5	100	HWRAHS
10101	BROOK CROMPTON	HTM3D100LBD	1.65	20.10/11.1	HIL
8061	SEW	S42GN90LBM	2	108	HWRA
6100	ELECTROPOWER/BROOK	D100LAD	2.2	92	HILFL
10083	SEW	R107DV100M4	2.2	9.9	HIL
6973	FLENDER	CD61A100L4	2.2	79	HWRAHS
10070	OPPERMAN	ESR2DDA90LA-D	2.2	74	HIL
8719	SEW	K66DT100L54BMUS	2.2	70	HBRA B
6895	SEW	K96DV112M6BMGHFTF	2.2	6.1	HBRAA
7274	SEW	SATODT100L4BGTH	2.2	57.84	HWRAHS
8393	BCP/DB RADICON	M8730WPDF100LRFD	2.2	57.6	WRAHSAB
8623	GEC - RENOLD	GM2TD100LD	2.2	56	HIL
10163	FENNER	983A1636MU100LA28-4	2.2	56	HIL

Stock No	Make	Unit Type	KW	Output Speed	Style
10210	ELECTRODRIVES / FENNER	D100LD	2.2	56	HIL
8223	NEWMAN	HDM2D100LD	2.2	520	HIL
7035	SEW	R60VU2DT100LS4BMHEFPA	2.2	50-301	HILVS C
8491	SEW	SA62DT100LS4	2.2	50	HWRRAHS
8495	SEW	SA62DT100LS4	2.2	50	HWRRAHSAB
8496	SEW	SA62DT100LS4	2.2	50	HWRRAHSAB
8314	SEW	SA62DT100LS4	2.2	50	HWRRAHSAB
8315	SEW	SA62DT100LS4	2.2	50	HWRRAHSAB
8316	SEW	SA62	2.2	50	HWRRAHHSAB
8317	SEW	SA62DT100LS4	2.2	50	HWRRAHSAB
8318	SEW	SA62DT100LS4	2.2	50	HWRRAHSAB
8163	SEW	SA62DT100LS4	2.2	50	HWRRAHS
8164	SEW	SA62DT100LS4	2.2	50	HWRRAHS
8765	SEW	R83D25DT100LS4	2.2	5.7/28	HILVS
6924	FLENDER	CD81A100L4	2.2	47	HWRRAHS
6925	FLENDER	CD81A100L4	2.2	47	HWRRAHS
6384	HELICON/AEI	D100LD	2.2	46.2RPM	HIL
8212	BCP/DB SERIES M	M3-71BD100LAD	2.2	37.7	HIL
10198	SEW	RF803DFV100LS4	2.2	32	HIL FL
8587	ABB-ELECTRO POWER	ESRV3HMT100LA	2.2	305.5	HILFL
10038	SEW	R67DV100M4/BMG/HR/TF	2.2	30	HIL
10084	SEW	K67DRSA90L4	2.2	29	HBRAA
6436	D BROWN/BCP	100	2.2	286	HIL
6537	BCP	AD100LAD	2.2	284RPM	HILFL
8728	SEW	RF42DT100LS4	2.2	258	HILFL
7461	BCP/ELECTROPOWER	ESR2ETD100LA/4D	2.2	214	HIL
6665	SEW	R77DT100LS4BMGHFTF	2.2	206 RPM	HIL
6948	SEW	R60DT100LS4	2.2	201	HIL
10080	SEW	S87DV100M4/BMG/HF	2.2	20	HWRAA
8663	SEW	R100DT100LS4	2.2	18	HIL
6343	FENNER	90L	2.2	177RPM	HIL
6871	SEW	R62DT100LS4BMGTF	2.2	175	HIL
8025	SITI/BCP-T	EHL30/2T-DA100LA/D	2.2	160	HIL
10058	BROOK CROMPTON	MHL30/2T-DA100LA	2.2	160	HIL
8793	SEW	R60DT90L4	2.2	158	HIL
8054	SEW	RX67D26EFOT100LS4	2.2	152-758	HIL
8893	SEW	R42DT100LS4	2.2	149	HIL
6782	SEW	RF70D32DT100LS4Z	2.2	14-70	HILVSFL
8895	SEW	R47DV100M4 BMG-HF	2.2	139	HIL
8890	SEW	R47DV100M4BMGHF	2.2	139	HIL
8891	SEW	R47DV100M4-BMG-HF	2.2	139	HIL
10207	SEW	SF60DT100LS4TF	2.2	133	HWRA
8217	BCPT/SITI	EHL30TDA100LAD	2.2	124	HIL
8301	SEW	R100DT100LS4	2.2	12.5	HIL
6894	SEW	R93WD100LAH	2.2	12	HIL
8876	SEW	R47DT100LS4	2.2	119	HIL
8886	SEW	R62DT100LS4MH	2.2	114	HIL
8095	SEW	R62DT90L4BMGTF	2.2	114	HIL

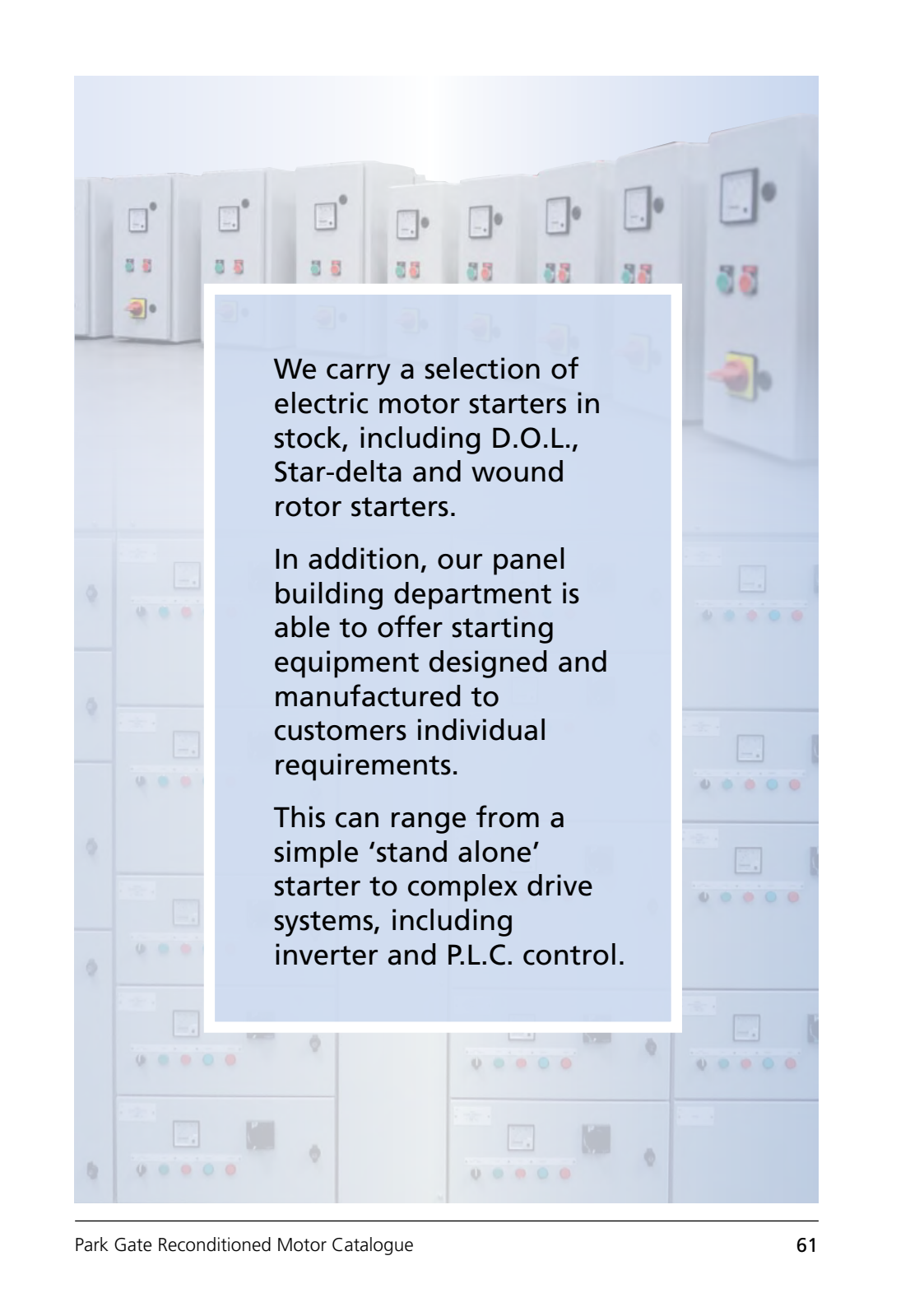
Stock No	Make	Unit Type	KW	Output Speed	Style
8139	SEW	R62DT100LS4BMG/TF	2.2	114	HIL
8141	SEW	R62DT90L4BMGTF	2.2	114	HIL
10171	SEW	R93DT100LS4BM	2.2	11	HIL
8779	SEW	RF702ADT100L4	3	98	HILFL
8255	SEW	FA60DT100L4	3	91	HIPSHS
8052	SEW	R77D36DT100L4	3	9.8-49	HILVS
8091	SEW	R73D36DT100L4	3	9.7-49	HILVSFL
8005	SEW	R73D36DT100L4	3	9.7-49	HILVS
7180	SEW	R93DT100L4TFVS	3	9.2	HIL
6396	ELECTROPOWER/GEC	D100LD	3	74RPM	HIL
10148	SEW	KA77/TDRE112M4	3	57	HBRAHSAB
8379	BCP/RENOLD RITE POWER	5RC05DA132S2H	3	51	HIL
8914	SEW	SF77DV100L4	3	49	HWRAA
6383	HELICON/CP	D100LD	3	46.2RPM	HIL
8927	DB-GEC	MHT4D100LD	3	46.1	HIL
10150	BCP/RENOLD	GM4/TWD100LBD	3	44.9	HIL
8354	ABB-FLENDER	F60-K4M2AA100LB	3	433	HIPS
7487	SEW	RX71DT100L4TF	3	431	HILFL
8021	BCP/RENOLD POWERMASTER	PM35D100LBD	3	36.3	WRA
8022	BCP/RENOLD POWERMASTER	PM35D100LBD	3	36.3	WRA
7385	SEW	KA87DV13256BMGHFZ	3	34	HBRAHS
8578	FLENDER	KD140Z60-G13256	3	3.3	HILFLHBRAHSAB
7307	BROOK/DAVID BROWN	GHD3/9100D100LBD	3	296	HIL
8024	DB/BCP	GHD2/9128D100LBD	3	236	HIL
8733	SEW	FA77DV100L4	3	21	HIPSHS
8097	BCP/BROOK HANSON	SFN44CADF100LB/D	3	18.3	HIL
7320	SEW	R60DFT100L4	3	160	HIL
8149	SEW	S62ADV100L4BMH	3	158.5	HWRA
6467	SEW EURODRIVE	100	3	145	HBRAHS
7191	SEW	SA72DT100L4	3	143	HWRAHS
7455	AMIR	MAS45/PTR100LB4	3	140	HIL
7520	SEW	R80DFT100L4 STATOR MISSING	3	13	HIL
8898	SEW	R63V021DT100L4	3	Dec-72	HILVSC
8128	DB/BCP	MHD335D100LBD	3	127	HIL
7102	BCP/DAVID BROWN	MHD431FD112M	3	124.6	HIL
7048	hugh j scott/db	ght 535k132	3	120	hil
7049	HUGH.J.SCOTT/D.B	GHT535K132	3	120	HIL
7118	SEW	R100DT100LS4	3	12.5	HIL
8053	SEW	R73D34DT100L4	3	Oct-49	HILVS
8918	SEW	R902DV112M4	4	98	HIL
8917	SEW	R902DV112M4	4	96	HIL
8205	SEW	SA70DV112M4	4	95	HWRAHS
8047	SEW	S67DV112M4	4	82	HWRA
8658	SEW	R80D32DT112M4-TF	4	8.7-43.5	HILVS
7606	SEW	R103DT112M4BH	4	8	HIL
8345	BCP/OPPERMAN	HTM5D112MD	4	79.4	HIL
7034	SEW	R82DV112M4	4	72	HIL
6800	SEW	R82DV112M4	4	72	HIL

Stock No	Make	Unit Type	KW	Output Speed	Style
8625	GEC-DB	MHD439D112MD	4	70.3	HIL
8629	GEC - DB	MHD439D112M	4	70.3	HIL
8192	SEW	R133DV132M6	4	7.6	HIL
8008	DB/BCP	GHD439-9028D112MD	4	69.3	HIL
7286	FLENDER	CD81A112M4D35	4	66	HWRAHS
10128	SEW	KA87 R57DV1112M4/BMG/TF	4	6	HBRAAHS
8392	BCP/OPPERMAN	HTM4AD112MD	4	56.8	HIL
7459	BCP/DAVID BROWN	MHT750DNV160LD	4	56.5	HIL
10166	ABB	983A1456M2AA132MA-6	4	56	HIL
10162	FENNER	983A14558T132MS6	4	56	HIL
10186	FENNER/OPPERMAN	HDA3112M	4	56	HIL
10223	FENNER	112M	4	56	HIL
10238	BROOK HANSON	ESR3D112MD	4	56	HIL
8995	GEC OPPERMAN	HDM2D132MD	4	56	HIL
8386	BCP/PETER RAYNOR	GM2DAD112MD	4	532	HIL
8335	SEW	FA67GDV112M4	4	52	HIPSHS
10169	FENNER	865A2546RWP - DF112MWXD	4	52	HIL
8215	EFECLEC/RENOLD RITEPOWER	R5DBF5138M8G	4	51	HIL
8339	BCP/ELECTRO POWER	ESR3D112MD	4	49.7	HIL
7332	MARELLI / ELECTRO POWER	ESR2MA112M4	4	462	HIL
8361	WEG/ELECTRO POWER	ESR3112M4	4	36	HIL
8220	SEW	R100DT112M4	4	33	HIL
8664	SEW	R100DT112M	4	33	HIL
10235	SEW	FH77/GDV112M4	4	33	HIPSHS
8346	ABB/FLENDER	Z88-K4-(112)M2AA112M	4	31.3	HIL
8585	BCP - ELECTRO POWER	ESRV3WD112MD	4	307	HILFL
10157	MARELLI MOTOR/ELECTRO POWER GEARS	ESR3MA112M4 - B5	4	304	HIL
8539	WEG - REXNORD	SKZH64C112MF	4	26.8	HWRAHSAB
8477	BROWN /PESTEL/DB	M093063BGCNI-D5AZ112M4	4	21.5	HIL
8398	GEC/RENOLD	GM2DD112MD	4	190	HIL
7578	SEW	RF82D34XDV112M4	4	15 -> 75	HILVSFL
6366	HELICON/BCP	E112MD	4	127RPM	HIL
8868	BCP/RENOLD	GM3DD132SD	4	123	HIL
7574	BCP/DAVID BROWN	PM2-60BADF112MB	4	112	HIL
8624	GEC - RENOLD	GMD3ED112MD	4	103	HIL
8137	SEW	S90DT112M4BH	4	10	HWRA
6047	SEW EURODRIVE	112	4	1.9-9.5	HILVSFL
10155	BCP/PETER RAYNER	GM4TWD132MD	4.1	63	HIL
8867	SEW	R93DT132S4-2??	4.4	2.4 - 11.7	HIL
8711	SEW	R902DV132S4	5.5	99	HIL
7117	SEW	R90DT112M4	5.5	98	HIL
7677	FLENDER	Z80G132S4	5.5	83	HIL
10133	SEW	R80EXEDT132S4	5.5	82	HIL
10134	SEW	R80EXEDT132S4	5.5	82	HIL
10195	SEW	R902DV132S4	5.5	81	HIL
7192	MARELLI/ELECTRO POWER	EHL60132S4A	5.5	80 RPM	HIL
8184	VEM	ZG4KMRA112M4	5.5	80	HIL
8493	SEW	R80DT132S4	5.5	74	HIL

Stock No	Make	Unit Type	KW	Output Speed	Style
8494	SEW	R80DT132S4	5.5	74	HIL
6845	EFACEC/RENOLD	R5DBG5132M/6	5.5	72	HIL
8509	GEC-RENOLD	GM4TD132SD	5.5	69	HIL
8126	DB/BCP	MHT535D132SD	5.5	68.5	HIL
8675	SEW	FA67DV132S4	5.5	68	HIPSHS
6842	REMP;DEFACEC	GM4TBF5132S44	5.5	66.7	HIL
10142	SEW	RF82DV132S4	5.5	63	HILFL
10143	SEW	RF82DV132S4	5.5	63	HILFL
8666	DB	C1020160FMHHA5.54AH132	5.5	6	HBRAHS FLB
6071	OPPERMAN/BROOK	D132MBD	5.5	56	HIL
6333	DAVID BROWN HELICON/GEC	D132SD	5.5	444RPM	HIL
10022	SEW	R97DV132S4	5.5	44	HIL
10219	SEW	RX81DV132S4 TF	5.5	363.63	HIL
10160	SEW	FA87/GDV132S4/BMG/HF/TF	5.5	32	HIPSHS
8210	SEW	KF86DV132S4	5.5	32	HBRAFL
8211	SEW	KF86DV132S4	5.5	32	HBRAFL
7194	SEW	R103DV180L6/2.BMH	5.5	28.85	HIL
10060	SEW	R77DV132S4/BMG/HF/TF	5.5	239	HIL
10149	SEW	KA87 BDV132S4/BMG/HF/TF	5.5	23	HBRAHS AB
8667	DB RAD/BCP	A1600-UWDA132MM	5.5	19.2	WRA B
6661	SEW	FA97DV132S2	5.5	18 RPM	HIPSHS
8721	SEW	RF107DV132S4BMGHFTFVS	5.5	18	HILFL
10199	SEW	R72DV132S4	5.5	171	HIL
8672	SEW	RF97DV132S4BMGHTF	5.5	170	HIL FL
8665	SEW	R133DV132S4	5.5	16	HIL
8129	RENOLD/GEC	GM3DD132SD	5.5	155	HIL
10212	SEW	S72DV132S4TFVSG11	5.5	150	HWRA
10196	SEW	R77DFT132S4	5.5	146	HIL
7340	GEC / RENOLD	GM5DD132SD	5.5	1440 IN	HIL
10079	SEW	R87DV132S4/Z	5.5	144	HIL
10215	SEW	FA67/GDV132S4	5.5	126	HIPSHS
8453	GEC/OPPERMAN	HTM3D132SD	5.5	125	HIL
8925	SEW	KA97DV132S4BMGHT	5.5	12	HBRAHS
10221	SIEMENS/DB	M0722121LA7130 - AA60	5.5	115	HIL
7183	NORD	SK52132M4BR80RGTF	7.5	81	HIL
6698	SEW	R92(?)DV132M4	7.5	70	HIL
8606	SEW	KH77DV132M4	7.5	62	HBRAHSB
10064	SEW	S97DV112M4	7.5	61	HWRAB
10159	SEW	FA87/GDV132M4	7.5	60	HIPSHS
8121	BONFIGLIOLI/AMIR	MAS55/PTR132M4	7.5	54.17	HIL
8580	SEW	FA87GDV132M4	7.5	50	HIPSHSAB
8581	SEW	FA87GDV132M4	7.5	50	HIPSHSAB
6881	SEW	RF92DV132M4	7.5	48	HILFL
6907	SEW	RF103DV132M4	7.5	48	HILFL
8929	DB	GHD3D132MD	7.5	444	HIL
8296	SEW	RX101DV132M4	7.5	441	HIPS
6781	SEW (CARON VECTOR)	RF93DFV132M4	7.5	43	HILFL
8069	BCP/DB DRIVEMASTER	M250BD132MH	7.5	419	HIL

Stock No	Make	Unit Type	KW	Output Speed	Style
8070	BCP/DB DRIVEMASTER	M250BD132MH	7.5	419	HIL
10146	SEW	SA100LP132DV132M4	7.5	41	HWRHAHSAB
8642	SEW	R72DV132M2	7.5	400	HIL
10241	SEW	R702DV132M4	7.5	214	HIL
6364	SEW	132M	7.5	19RPM	HBRAHS
6903	SEW	RF133DV13254	7.5	19	HILFL
6904	SEW	RF133DV13254	7.5	19	HILFL
8790	PETER RAYNOR	GM4TWDF132MRD	7.5	187	HIL
6889	FLENDER	ZF80G132MH	7.5	173	HILFL
6873	SEW	RF80DV132M4	7.5	169	HILFL
7374	SEW	RF802DV132M4	7.5	169	HILFL
6875	SEW	RF82DV132M4	7.5	166	HILFL
6656	SEW	DV132M4BMHFTF	7.5	16	HIL
7513	BCP/ HANSEN	FN42BADF132MD	7.5	1440	HIL
8098	RENOLD/BCP	GM3DD132MD	7.5	120	HIL
7282	SEW	RX101VU4HSDV132M4	7.5	108-678	HILVSC
7283	SEW	RX101VV4HSDV132M4	7.5	108-678	HILVSC
10082	SEW	RF87DRS132M4	7.5	108	HILFL
10065	ABB/DAVID BROWN	M0802M2AA132M	7.5	100	HIL
10037	FLENDER	CDA250	8	34.09	WRAHSB
10036	FLENDER	CDA250	8	34.09	WRAHSA
6938	SEW	VU4DT132ML4	9.2	496-3085	HILVSC
6939	SEW	VU4DT132ML4	9.2	496-3085	HILVSC
10056	SEW	FA90DT160M4	11	91	HILPS
6880	SEW	RF92DV160M4	11	82	HILFL
8508	GEC-RENOLD	GM6DD160LD	11	69	HIL
6899	BCP/DAVID BROWN	MHT870?D160M	11	66.3	HIL
6217	SEW EURODRIVE	DT160M4	11	62	HIL
8644	SEW/POWER PLUS	R103A160M	11	58.7	HIL
8835	CROFTS/BCP FLP	10BTE160MD	11	58	HIL
8104	FLENDER	ZF101/G180L8/4	11	57-133	HILFL
7096	SEW	R130D160M4	11	52	HIL
10110	SEW	FA87/GDV160M4/BH/HF	11	49	HIPSHS
6998	BCP/DAVID BROWN	M3-125BD160MD	11	45.9	HIL
6241	SEW EURODRIVE	160	11	441	HIL
6242	SEW EURODRIVE	160M	11	441	HIL
8487	BCP/SEW	R93ADF160MH	11	43	HIL
10112	BROOK CROMPTON/ HELICON	GHT 870D160MD	11	37.7	HIL
8180	BCP/ELECTRO POWER	ESR4SSD160MD	11	35	HIL
8181	BCP/ELECTRO POWER	ESR4SSD160MD	11	35	HIL
6784	SEW	R80DT160M4	11	344	HIL
10164	DAVID BROWN / BCP	m132050bgcq1W - DF160MJ	11	30.23	HIL
10017	SEW	R82DV160M4	11	286	HIL
7612	SEW	R82DV160M4	11	205	HIL
6474	PETER RAYNER/BCP	D160MD	11	200RPM	HIL
10007	OPPERMAN	HDM5WDA160MD	11	190	HIL
10240	SEW	R87DV160M4	11	175	HIL
6867	SEW	K96DV160L4XHWS	11	152	HBRAB

Stock No	Make	Unit Type	KW	Output Speed	Style
6999	BCP/FLENDER	D162HADDF160MD	11	14.5	HIL
10242	SEW	R82DV160M4	11	125	HIL
8293	MORELI/DB M SERIES	M082012.BMC1011-4AD160M4	11	115	HIL
8280	TECO-DB M SERIES	M0820D160M	11	114.3	HIL
6890	BCP/ELECTROPOWER	ESRV35D160LD	11	112	HILFL
6887	BCP/ELECTROPOWER	ESRV35D160LD	11	112	HILFL
6888	BCP/ELECTROPOWER	ESRV35D160LD	11	112	HILFL
7343	GEC / OPPERMAN	HDM6D160MD	11	100	HIL
10201	ALPAK / FENNER	987A1515D160LD	15	69.89	HIL
10204	SEW	R87DV160L4/BM/HF	15	275	HIL
7193	RENOLD	R5DBF5160L64	15	257	HIL
10059	SEW	R133DV160L4	15	22.4	HIL
8726	SEW	R92DV160L4	15	209	HIL
10062	ABB/DAVID BROWN	M0802M3BP160L4	15	194.6	HIL
8566	WEG FLENDER	Z100 K4-160160L4	15	178.6	HIL
7475	BAUER	452.10D5A4-429	15	157	HIL
7576	WEG/FLENDER	D162K4180L6	15	15	HIL
7577	WEG/FLENDER	D162K4180L6	15	15	HIL
6879	SEW	K96DV160L4HWS	15	132	HBRAA
7476	SEW	RF92DV160L4	15	111	HIL FL
6886	SEW	RF92DV160L4	15	111	HILFL
10147	SEW	R102DV180L4	16.8	81	HIL
8731	SEW	R133DV180M4	18.5	36	HIL
8135	FLENDER	Z100G180M4	18.5	340	HIL
6133	BCP/OPPERMAN	D180MD	18.5	300	HIL
8086	FLENDER	DF181/G200LB814	18.5	18-39	HILFL
8222	SEW	K87DV180M4	18.5	147	HBRA
6916	LENZE/FLENDER	KS40L-24-3LGFQT112-24	20	124	HBRA B
10138	SEW	R137DV180L4	22	45	HIL
7104	BCP/DAVID BROWN	M2-85BD200LD	22	287	HIL
10137	SEW	R163DV180L4	22	22	HIL
10252	BCP/DB	M092?????WDF200LND	30	523	HIL
8278	EFECHEC/DB SERIES M	M0920BF5200L64	30	125.5	HIL
10253	BCP/DB	M0920WDF225MND	37	523	HIL
10140	SEW	R147DV225S4	37	41	HIL
8085	SEW	RF142DV225S4TF	37	220	HILFL
10248	BCP/DB	M09206-057DS225MND	45	493	HIL
10249	BCP/DB	M09206-057DS225MND	45	493	HIL
10250	BCP/DB	M102097DS225MND	45	184	HIL
10251	BCP/DB	M102097DS225MND	45	184	HIL



We carry a selection of electric motor starters in stock, including D.O.L., Star-delta and wound rotor starters.

In addition, our panel building department is able to offer starting equipment designed and manufactured to customers individual requirements.

This can range from a simple 'stand alone' starter to complex drive systems, including inverter and P.L.C. control.



Over 70 years experience in electric motor rewinds and repairs coupled with our fully equipped workshop facilities allow us to provide electric motors reconditioned to the very highest standard.

We carry large stocks of spare parts for many types of machines and can provide 24 hour service enabling us to offer rapid response to customers in breakdown situations.

'REMEMBER'

If you require a quality reconditioned electric motor,
quickly and at a competitive price

Contact:

PARK GATE & COMPANY LTD

87 Kingstown Broadway
Kingstown Industrial Estate
Carlisle CA3 0HA

Tel: 01228 552000 • Fax: 01228 552001

Email: electrics@park-gate.co.uk

www.park-gate.co.uk



Electric Motor Stock Profile



Brook Crompton Premium Efficiency Motors

- 2 Pole—Up to 315 kw
- 4 Pole—Up to 400 kw
- 6 Pole—Up to 315 kw
- 8 Pole—Up to 45 kw



Brook Crompton Standard Efficiency Motors

- 2 Pole—Up to 315 kw
- 4 Pole—Up to 315 kw
- 6 Pole—Up to 315 kw
- 8 Pole—Up to 45 kw



Brook Crompton Hazardous Area Motors

- 2 Pole—Up to 90 kw
 - 4 Pole—Up to 110 kw
 - 6 Pole—Up to 22 kw
- Atex certified for use in Zone 1
EExd IIb T4



Leroy Somer and TECO Drip Proof Motors

- 2 Pole—Up to 250 kw
- 4 Pole—Up to 55 kw



Quarry Spec Slip Ring Motors

- Quarry Specification Motors from 132 kw to 315 kw



T-T Electric D C Motors



- (formally Thrice Scott) motors held in stock - many outputs available



Reconditioned Electric Motors

- Tens of Thousands in stock ranging from fractional horsepower up to megawatts

*355KW 4 Pole Cage
Motor for Extruder
Drive Variable Speed*



*250KW 4 Pole
3-3KV Cage Motor for
Papermill Pump Drive*

AVERAGE FULL LOAD CURRENTS OF 3-PHASE SQUIRREL CAGE MOTORS

3-PHASE 4-POLE MOTORS 50/60Hz

Power		208v	200/ 220v	230v	380v (1)	400v (1)	415v (1)	440v	433/ 460v	525v	500/ 575v	660v	690v	750v	1000v
kW	HP	A	A	A	A	A	A	A	A	A	A	A	A	A	A
0,37	0,5	2	1,8	2	1,03	1,98	-	0,99	1	1	0,8	0,6	-	-	0,4
0,55	0,75	3	2,75	2,8	1,6	1,5	-	1,36	1,4	1,21	1,1	0,9	-	-	0,6
0,75	1	3,8	3,5	3,6	2	1,9	2	1,68	1,8	1,5	1,4	1,1	-	-	0,75
1,1	1,5	5	4,4	5,2	2,6	2,5	2,5	2,37	2,6	2	2,1	1,5	-	-	1
1,5	2	6,8	6,1	6,8	3,5	3,4	3,5	3,06	3,4	2,6	2,7	2	-	-	1,3
2,2	3	9,6	8,7	9,6	5	4,8	5	4,42	4,8	3,8	3,9	2,8	-	-	1,9
3	-	12,6	11,5	-	6,6	6,3	6,5	5,77	-	5	-	3,8	3,5	-	2,5
-	5	-	-	15,2	-	-	-	-	7,6	-	6,1	-	-	-	3
4	-	16,2	14,5	-	8,5	8,1	8,4	7,9	-	6,5	-	4,9	4,9	-	3,3
5,5	7,5	22	20	22	11,5	11	11	10,4	11	9	9	6,6	6,7	-	4,5
7,5	10	28,8	27	28	15,5	14,8	14	13,7	14	12	11	6,9	9	-	6
9	-	36	32	-	18,5	18,1	17	16,9	-	13,9	-	10,6	10,5	-	7
11	15	42	39	32	22	21	21	20,1	21	18,4	17	14	12,1	11	9
15	20	57	52	52	30	28,5	28	16,5	27	23	22	17,3	16,5	15	12
18,5	25	70	64	68	37	35	35	32,8	34	28,5	27	21,9	20,2	18,5	14,5
22	30	84	75	80	44	42	40	39	40	33	32	25,4	24,2	22	17
30	-	40	114	103	104	60	57	55	51,5	52	45	41	54,6	33	30
23															
37	50	138	126	130	72	69	66	64	65	55	52	42	40	36	28
45	60	162	150	154	85	81	80	76	77	65	62	49	46,8	42	33
55	75	200	182	192	105	100	100	90	96	80	77	61	58	52	40
75	100	270	240	248	138	131	135	125	124	105	99	82	75.5	69	53
90	125	330	295	312	170	162	165	146	156	129	125	98	94	85	65
110	150	400	356	360	205	195	200	178	180	156	144	118	113	103	78
132	-	480	425	-	245	233	240	215	-	187	-	140	135	123	90
-	200	520	472	480	273	222	260	236	240	207	192	152	-	136	100
160	-	560	520		300	285	280	256	-	200	-	1770	165	150	115
-	250	-	-	600	-	-	-	-	300	-	240	200	-	-	138
200	-	680	626		370	352	340	321	-	281	-	215	203	185	150
220	300	770	700	720	408	388	385	353	360	310	288	224	204	160	-
250	350	850	800	840	460	437	425	401	420	360	336	274	253	230	200
280	-	-	-	-	528	-	-	-	-	-	-	-	-	-	220
315		1070	990		584	555	535	505		445		337	321	292	239
-	450	-	-	1080	-	-	-	-	540	-	432	-	-	-	273
400	-	-	1250		710	675	650	611		540		410	390	356	288
450	600	-	-	1440	-	-	-	-	720	-	576	-	-	-	320
500	-	-	1570	-	900	855	820	780	-	680	-	515	494	450	350
560	-	-	1760	-	100	950	920	870	-	760	-	575	549	500	380
630	-	-	1980	-	1100	1045	1020	965	-	850	-	645	605	550	425
710	-	-	-	-	1260	1200	1140	1075	-	960	-	725	694	630	480
800	1090	-	-	-	1450	-	1320	1250	-	1100	-	830	790	-	550
900	1220	-	-	-	1610	-	1470	1390	-	1220	-	925	880	-	610



Large Stocks Of Electric Motor Spares Available

Including (both current & obsolete):

Brook Crompton Series 7 Steel Motor Spares:

Fan Cowls • Cooling Fans • Terminal Box Assemblies • Endshields

Brook Crompton Series 6 Cast Iron Motor Spares:

Bearing Covers • Slip Ring Assemblies • Brushgear • Carbon Brushes



PARK GATE
& COMPANY LTD

87 Kingstown Broadway, Kingstown Industrial Estate, Carlisle CA3 0HA

T: 01228 552000 • F: 01228 552001

E: electrics@park-gate.co.uk • www.park-gate.co.uk

Sam Hindmoor Graphic Design
www.samhindmoor.co.uk