


# Recycle in the Garden



 **Evie Pankok**  
*"Regina of Recycle"*



# Florida-Friendly Principles


- Right Plant, Right Place
- Water Efficiently
- Fertilize Appropriately
- Mulch
- Attract Wildlife
- Control Yard Pests Responsibly
- **Recycle**
- Reduce Storm water Runoff
- Protect the Waterfront



Today's message #7

# Let's Talk "Trash"

- Find new uses
- Upcycle before you recycle
- What items are you're throwing away
  - At home?
  - At work?
- Check the trash can



# Paper/Cardboard

## 10 Things to do with Newspaper



1. Gift wrap
2. Seed pots
3. Cutting pots
4. Seed tape
5. Shred for worm bin
6. Compost
7. Mulch
8. Craft projects
9. Gift items
10. Fashion



Gift Wrap

# Fashion



Bartram School Fair Exhibits

# Seed Tape/Mats/Disks



# Seed Tapes

- Using seed tapes
  - Eliminates need for thinning
- Seed Choices
  - Any will do that holds to paste
  - Especially tiny ones
- Paper Choices
  - Newspaper (black and white)
  - Toilet paper
  - Tissue paper
  - Paper towel
  - Napkin
  - Brown paper bags
- Cut strips 1  $\frac{1}{2}$  - 2" wide



# Plant It

- Remember depth of seed





# Seed Tape Hands-on

- Flour & water to make paste
- Strips of black and white newspaper, single-ply toilet paper, or thin paper bag
- Dab paste
- Place seeds by spacing directions
- Dry (approximately 2 hours)
- Store air-tight
- Plant proper depth



# Marigold


*TAGETES tenuifolia* 'Red Gem'



- Plant Type - Annual
- Sun Exposure - Full Sun, Partial Sun
- Height - 8"-10" / 20.3cm - 25.4cm
- Width - 10"-14" / 25.4cm - 35.6cm
- Bloom Time - Summer, Indeterminate
- Native To - Mexico, Central America, South America
- Soil Ph - Acidic, Neutral
- Soil Drainage - Well Drained
- Soil type - Loam, Sand
- Tolerances - Drought
- Growth Rate - Fast
- Water - Drought Tolerant, Average Water
- Habit - Clump-Forming
- Seasonal Interest - Spring, Summer,



# Seed Disks





# Seed Disks Hands-on

- Cut paper to fit plant pots
- Sow several seeds on disc
- Make flour/water paste
  - 1 part flour
  - 2 parts water
- Dab paste on marking
- Drop seeds on paste spots
- Let dry completely (approx. 2 hours)
- Store in a plastic bag in a cool dry place until planting time
  
- For gifts, wrap around toilet paper tube and wrap in gift paper with ribbon



For 6" pot

# How-to



- **Seed disk**
  - Newspaper round
    - Alternatives - tissue paper, toilet paper, cardboard, coffee filter
  - Mark seed spacing
  - Label name & date
  - Dab flour & water paste
  - Add seed
  - Dry thoroughly before storing



# Store It or Gift It



# Newspaper Pots



# Cuttings



# Seed Starters





# Hands-on

- **Supplies:**

- 4-5 layers Newspaper
- Scissors
- Soda can (or smaller)

- **How-to:**

- Cut newspaper layers about 4  $\frac{1}{4}$ "- $\frac{1}{2}$ " wide
- Lay can about  $\frac{1}{2}$  way down on paper
- Roll all layers together
- Fold in bottom
- Fill with soil for seed or cuttings



# Newspaper Mulch



5-6 layers newspaper

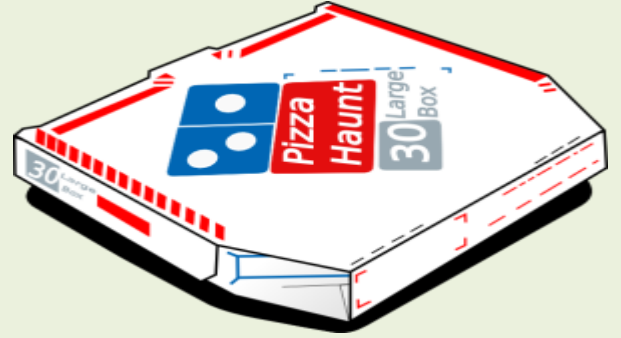
# Newspaper for the Worms



- Shredded newspaper bedding - JOBS Section
- Keep moist



- And pantyhose to hold cover - dress up time



# Cardboard Mulch



# Cardboard Boxes

- *Think "inside" the box*



Gardening in a Shoebox - Herbs Size 7

# Cardboard Tubes

## 15+ Things to do with Cardboard Tubes

1. Gift packaging
  2. Binoculars
  3. "Snoop" lens
  4. Cord holder
  5. Seed pots
  6. Cutting pots
  7. Cut worms - tomatoes
  8. Bee houses
  9. Shred for worm bin
  10. Compost
  11. Mulch
  12. Party favors
  13. Pen/pencil holder
  14. Craft projects
  15. Dah-D-Dah
- + Dr. Oz snoring remedy



- Cut Worms

# Toilet Paper Tubes



Cut Worms



Cuttings or Seeds



# Hands-on

- **Supplies:**

- Toilet paper tube
- Scissors (optional)

- **How-to:**

- Flatten paper tube both ways
- Cut or tear  $\frac{1}{2}$ " both folds
- Fold in bottom cuts
- Fill with soil
- Plant seed or cutting





# Gift Holders



For Gardening Friends

# Snoot Photography



# Mason Bee Houses



Recycled wood and recycled straws



Toilet paper tubes/cardboard a wrapped around pencil




# Other Paper Mail/Cards/Envelopes



1. Greeting cards
2. Scrap paper
3. Bookmarks
4. Clipped coupons
5. Grocery list
6. To-Do list
7. Compost
8. Feed worms/bedding
9. "Love Notes"

9 Things to do with other paper

- New idea you learned today
- Give me a new recycle idea
- Just to say "Hi"



# How About Plastics

## 13 Things to do with Plastic Items



1. Hummingbird feeder
2. Aquaponics
3. Slug traps
4. Whitefly trap
5. Planters
6. Cold frame
7. Watering spikes
8. Plant propagation
9. Mini greenhouse
10. Plant labels
11. Seed savers



12. Transplants
13. Bird houses



# Mini Greenhouses



Double recycle - TP tubes  
& plastic bags with cuttings



Creates humidity  
for rooting



# Soda Bottles

- **Hummingbird Feeder**
- 4 parts boiling water to 1 part granulated sugar (no stronger) & never use honey. Cool. Refrigerate extra nectar.
- Food does not need to be red. Food coloring harmful to excretory system.



# Slug-o-matic Trap



Add bait

- Momma & the "sluggies"







# Watering





**Cold Frame**

# Aquaponics



Project idea borrowed from Cub Scouts

# Attract Birds

- The sound of dripping water attracts birds
- Hanging Container



Photo by Anamari Mena

# Plant Labels



# A Reason to Drink Wine



## 8 Things to do with Wine Bottles, etc.

1. Aqua globes
2. Trivet
3. Terrarium
4. Planters
5. Plant labels
6. Bottle trees
7. Yard art
8. Candle holders



# Wine Corks



# Wine Bottles



Aqua Globes

- Glass is forever



Blueberries in half barrel container  
- after 12 hours, down 1"  
- lasted 3 days



# Wine Terrarium



Wine Bottle Terrarium  
with Ornamental Mosquito  
House & mosquito message.

*"This hand painted mosquito house will accommodate 47 skinny mosquitos or 22 fat ones.*

*Experience shows that your mosquitos may be reluctant to enter the house at first.*

*In addition to housing mosquitos other practical uses are the enhancement of floral arrangements and potted plants.*

*This house makes a unique gift for the "Hard to Please Person."*

# Water Needed in times of a Hurricane



# Planters/Crafts



\$18 - \$20 USD



# Yard Art



# The Color Yellow



- White fly traps
- "Security" yellow
- Vaseline

- Sticky traps
- Dixie cups
- Milk jugs
- Plastic plates



# And More


- Pantyhose
- Egg shells
- Bee houses
- Broken clay pots
- Election signs
- Grocery bags
- Tuna/cat food cans
- Pine cones
- Milk crates
- Grow buckets
- Coffee cans
- Pallets
- Ladders
- Trellises
- Rice socks
- Corks
- Venetian blinds
- Grills/wheelbarrows



# Pantyhose



Soak up moisture with peat pantyhose



Tie up plants/fruit



Cover drainage pipe



# Candlestick Cassia



Before Irma with  
pantyhose support



Has your pantyhose  
ever let you down



After Irma all  
gone pantyhose



# Coffee Cans



Maxwell House

Bird houses -  
Entry hole is 1-1/4 ".



Coffee can hydroponics



Folgers

# Leaky Hoses



# Egg Shells and Egg Cartons



# Clay Pots/Shards



Toad Houses



Bee Bath



Bird Bath

# When Election is Over



# Grocery-Germ-Grow Bag

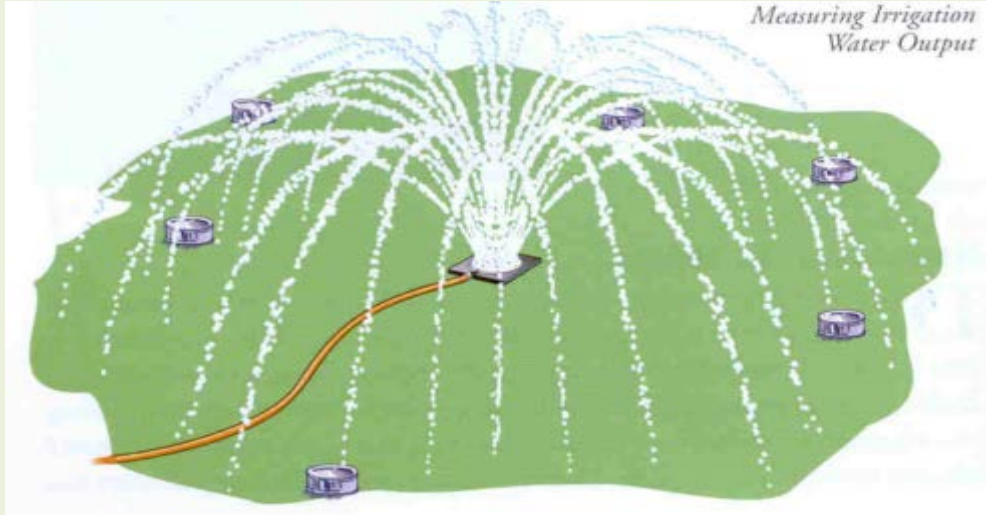


Research shows coliform bacteria in reusable grocery bags. E.coli among 12% of bags tested.

# Grow Buckets



# Tuna/Cat Food Cans



Calibrate sprinklers



Rain chain



# Barrels



Rain barrel or cistern



# Barrel Composters



# Half Barrels



Blueberries

Hydrangeas



# Dogs Like Blueberries Too



# Pine Cones



- Cats
- Acidic soil
- Compost aerators
- Fireplace starters
- Flowers



# Milk Crate Compost



# Garbage Can Compost

Drill air holes



# Pallet Compost





# Pallets



Horizontal Garden



Vertical Garden

Avoid pallets MB treated  
Especially food garden

# Trellises



Old kitchen towel rack



Old gate

John's Wreath Stand



# Thanks a lot, Irma



# New Life for Old Items



When the grillin's done, the plantin's begun



When you're old and flat

# Even the Kiddy Pool



# End of Day

Ease those aching muscles with rice sock

- Fill sock with rice
- Tie off
- Microwave 1-2 minutes



# Remember to Recycle

- Good for the environment - check your carbon footprint
- - <http://www.nature.org/initiatives/climatechange/calculator/check>
  - [www.myfootprint.org](http://www.myfootprint.org)



# Questions

Evie Pankok

Program Assistant

Duval County Extension

1010 N. McDuff Avenue

Jacksonville, Fl. 32254

904 255-7450

[epankok@coj.net](mailto:epankok@coj.net)

<http://duval.ifas.ufl.edu>

