

Reflections

An online Quilt-Along based on blocks from
The New Hexagon 2: 52 More Blocks to English Paper Piece

Consumer GUIDELINES

81.5" x 94.5"



This quilt is all about **Reflections**! To me reflecting upon something, means thinking about, rolling over in your mind, giving serious thought or consideration; it also means an image seen in a mirror, water, or shiny surface. There are different kinds of reflections happening in this quilt, both literally and figuratively.

Each of the six large inner star point sections reflect both left to right, and top to bottom. Each of the six small outer star point sections reflects left to right. The subtle value variances within each section mirror those of landscape reflected in water. And each of the sections causes me to reflect upon phases of my life, the women who have influenced and who inspire me, for whom the blocks are named. As you work your way through the mirrored blocks and literal reflections within this quilt, may you also take the time to reflect figuratively upon life, people and their influences upon you. Take time for Reflections!

Each month, one star point section will be English Paper Pieced. Monthly downloads will be posted at my website www.katjasquiltshoppe.com/quilt-alongs/reflections/ with information pertinent to that month's star point section. Once completed, the star point sections are whip stitched to each other to create one large star. The background fabric is pieced with one vertical seam, which will be hidden behind the star. The star will be hand appliquéd to the background; then the background will be trimmed to size, layered with batting and backing, basted, quilted and bound.



Paper Pieces is the only company I have authorized to create and package paper packs and acrylics under my name. I appreciate you supporting them.
www.PaperPieces.com

Courtesy email registration of all participants at KatjasQuiltShoppe.com is appreciated. Please check the **Reflections** option under Newsletter sign-up. This is for counting purposes only. Your email information will never be shared.

©2019 Katja Marek All rights reserved. Instructions are for personal use only. Each participant must own their own copy of *The New Hexagon 2* (©2019 Katja Marek) to make the blocks mentioned in these instructions. No commercial use is authorized. By that, I mean that you may not sell these instructions or make copies of the original blocks in the book to include with these instructions. You may however print these instructions for participants of a class, club, or Block of the Month program provided that each participant owns their own copy of the book. Please give credit to me as the designer if showing or selling a finished quilt. Paper Pieces (paperpieces.com) is the only company I have authorized to create and package English paper piecing papers and acrylics under my name.


Reflections

An online Quilt-Along based on blocks from
The New Hexagon 2: 52 More Blocks to English Paper Piece

Consumer GUIDELINES



Each participant must own their own copy of *The New Hexagon 2*
(©2019 Katja Marek) to make the blocks mentioned in these instructions.



Reflections Consumer GUIDELINES

An online Quilt-Along based on blocks from *The New Hexagon 2: 52 More Blocks to English Paper Piece*

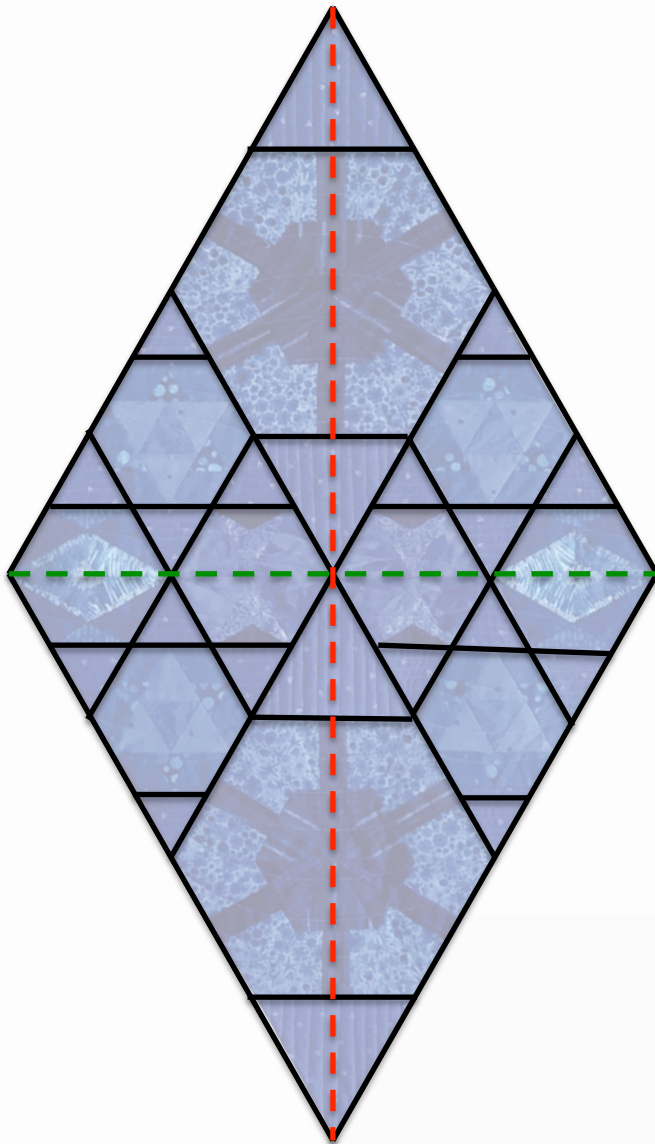


Reflections

An online Quilt-Along based on blocks from
The New Hexagon 2: 52 More Blocks to English Paper Piece



Consumer GUIDELINES

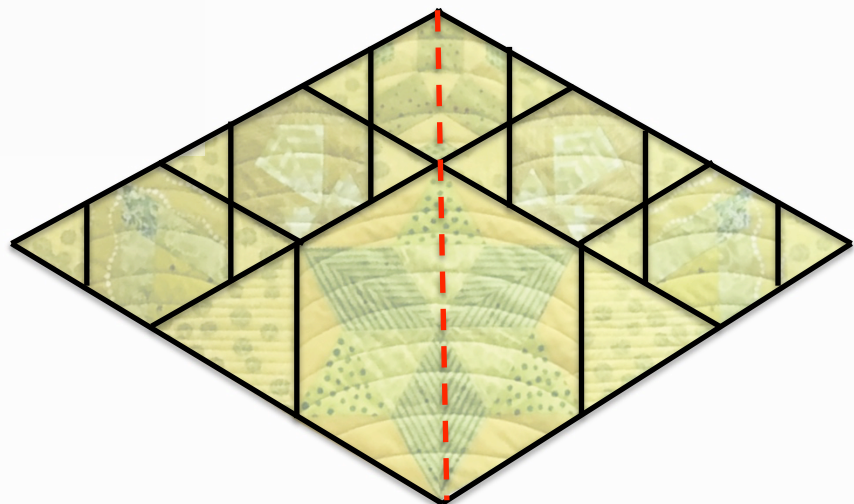


Each of the six large inner star point sections reflects left to right on each side of a line (red) drawn vertically through its center. It also reflects from top to bottom on each side of a line (green) drawn horizontally through its center.

Care must be taken when laying out the fabrics within each block to ensure that the reflection is maintained from left to right, and top to bottom.

Each of the six small outer star point sections reflects left to right on each side of a line (red) drawn vertically through its center.

One consistent fabric is used for all the triangle fillers within each diamond unit. All fabrics used to piece the hexagon blocks coordinate with the triangle filler fabric.



Reflections Consumer GUIDELINES

An online Quilt-Along based on blocks from *The New Hexagon 2: 52 More Blocks to English Paper Piece*

Fabric requirements

Background

The **background** is pieced from **5 1/2 yards** of Tula Pink's Pinkerville Fairy dust print in cream, pieced with 1 seam oriented vertically behind the star.

Pieced Hexagon Blocks

Yardage calculations for hexagon block piecing is based on an allowance of 1 fat quarter per 12" block (6" hexagon) and a 10" (1/4 wof) x 11" piece for each 6" block (3" hexagon). Since the blocks are pieced from assorted scraps, I have allowed an extra 20%.

Each large inner diamond unit (Jan, Apr, May, Jul, Oct, Nov) is comprised of two 12" blocks (6" hexagons) and eight 6" blocks (3" hexagons). **1 1/4 yards** is required for the **hexagon block piecing within each large inner diamond unit**.

Each small outer diamond unit (Feb, Mar, Jun, Aug, Sep, Dec) is comprised of one 12" block (6" hexagon) and five 6" blocks (3" hexagons). **1 yard** is required for the **hexagon block piecing within each small outer diamond unit**.

Triangle Fillers and Binding

The **triangles fillers for each of the large inner diamond units** plus binding uses **3/8 yard** of one fabric for each unit.

The **triangles fillers for each of the small outer diamond units** plus binding uses **1/3 yard** of one fabric for each unit.