

NOW YOU CAN AFFORD THE MOST ADVANCED BRAKE LATHE

RELS 2000 COMBINATION ROTOR & DRUM BRAKE LATHE

Serpentine pulleys and belt give you a faster, quieter machine by increasing RPM's while reducing chatter and vibration.

The modern design of the drum feed and rotor feed gear boxes eliminates high maintenance mechanical gears.

Internal parts are compatible with the Ammco 4000 means familiar design with revolutionary improvements.

Turn rotors faster and get the best possible finish with the new revolutionary infinitely variable speed gearbox.



Cut-off switches eliminate the need for plastic gears which are expensive and timely to replace.

Double ended drum tool bar allows for turning small drums.

Convenient storage tray means your tools are where you need them.

Hardened and ground spindle eliminates the need for boots.

Bench and Composite Rotor Adapters are standard.


Separate motors on the drum and rotor feed maximize the main motor's efficiency.

SPECIFICATIONS:

Spindle Speed	150 and 200 RPM	Drum Diameter	6 to 28"
Crossfeed Speed	Infinitely variable, 0 to .010" per revolution	Rotor Diameter	17"
Spindle Feed	Infinitely variable, 0 to .020" per revolution	Drum / Rotor weight	150 lbs. w/ standard Arbor 250 lbs. w/ 1 7/8" Arbor
Spindle Travel	6 7/8"	Motor	1 HP.115V, 60HZ, 1PH (Other voltage Available)
Rotor Width	1 3/4"	Shipping weight	681 lbs.

RELS 2000 STANDARD ADAPTER SET

- A #47300 Hubless Adapter
- B #10435 Lg. Backing Plate 6.75"OD
- C #10436 Sm. Backing Plate 5.25"OD
- D #10438 Sm. Cup w/ Built-in-Spring 5.25"OD
- E #10439 Lg. Cup w/ Built-in-Spring 6.75"OD
- F #44040 DbL. Tapered Collet 1.322" x 1.670"
- G #44042 DbL. Tapered Collet 1.362" x 1.710"
- H #44044 DbL. Tapered Collet 1.711" x 2.073"
- I #44046 DbL. Tapered Collet 2.074" x 2.440"
- J #44048 DbL. Tapered Collet 2.441" x 2.897"
- K #44001 Centering Cone 1.187" x 2.25"
- L #40096 Self-Aligning Spacer 1 5/8" long
- M #40161 Spacer 1/2" long



- N #44102 Spacer 2" long
- O #44140 Bell Clamp 4 1/4"OD
- P #44130 Step Adapter 1" x 2"
- Q #44500 Spring
- R #11486 Drum Silencer
- S #11488 Universal Silencer band
- T #40144 Large Wrench
- U #11493 Large Rubber Silencer
- V #11492 Small Rubber Silencer
- W #40145 Small Wrench
- X #25110 Spanner Wrench
- #40194 Safety Shield (not shown)


THE IDEAL MACHINE TO DO ROTORS FAST AND ACCURATELY

RELS 2000RO BRAKE LATHE

The 2000RO is the Rotor Only version of our famous 2000 lathe. This means you get the speed and accuracy of our state of the art 2000 lathe which will allow you to machine rotors quickly and get a far superior finish to a new rotor.

Hardened and ground spindle means no damage from dropping large items on the machine.

Bench and composite rotor adapters are standard.



Very heavy duty construction makes this machine bullet proof.

RELS complete hubless adapter plus system is included as standard with this machine.


The 2000RO model offers the same precision machining capabilities as our 2000 lathe but gives you the capability to machine rotors faster and take advantage of the fact that 85% of your work today will be done on rotors .

SPECIFICATIONS:

Spindle Speed	150 and 200 RPM	Rotor weight	150 lbs. w/ standard Arbor 250 lbs. w/ 1 7/8" Arbor
Crossfeed Speed	Infinitely variable, 0 to .010" per revolution	Motor	1 HP.115V, 60HZ, 1PH (Other voltage Available)
Rotor Width	1 3/4"	Shipping weight	668 lbs.
Rotor Diameter	17"		

RELS 2000RO PACK KIT

- A #47300 Hubless Adapter
- B #10435 Lg. Backing Plate 6.75"OD
- C #10436 Sm. Backing Plate 5.25"OD
- D #10438 Sm. Cup w/ Built-in-Spring 5.25"OD
- E #10439 Lg. Cup w/ Built-in-Spring 6.75"OD
- F #44040 Dbl. Tapered Collet 1.322" x 1.670"
- G #44042 Dbl. Tapered Collet 1.362" x 1.710"
- H #44044 Dbl. Tapered Collet 1.711" x 2.073"
- I #44046 Dbl. Tapered Collet 2.074" x 2.440"
- J #44048 Dbl. Tapered Collet 2.441" x 2.897"
- K #44001 Centering Cone 1.187" x 2.25"
- L #40096 Self-Aligning Spacer 1 5/8" long
- M #40161 Spacer 1/2" long



- N #44102 Spacer 2" long
- O #44140 Bell Clamp 4 1/4"OD
- P #44130 Step Adapter 1" x 2"
- Q #44500 Spring
- R #11486 Drum Silencer
- S #11488 Universal Silencer band
- T #40144 Large Wrench
- U #11493 Large Rubber Silencer
- V #11492 Small Rubber Silencer
- W #40145 Small Wrench
- X #25110 Spanner Wrench
- #40194 Safety Shield (not shown)

HEAVY DUTY AND BUILT TO LAST A LIFETIME

RELS 2000XL HEAVY DUTY BRAKE LATHE

The 2000XL is the heavy duty version of our famous 2000 lathe.

This means you get the speed and accuracy of our state of the art 2000 lathe and the extended spindle travel that you need to machine large heavy duty drums.

Hardened and ground spindle means no need for boots and no damage from dropping large items on the machine.

Bench and Composite Rotor Adapters are standard.



Very heavy duty construction makes this machine bullet proof

RELS complete hubless adapter plus system is included as standard with this machine.

The 2000XL model offers the same precision machining capabilities as our 2000 lathe but gives you the capability to machine a 9 7/8" deep drum.


Outboard support is optional.

SPECIFICATIONS:

Spindle Speed	150 and 200 RPM	Drum Diameter	6 to 28"
Crossfeed Speed	Infinitely variable, 0 to .010" per revolution	Rotor Diameter	17"
Spindle Feed	Infinitely variable, 0 to .020" per revolution	Drum / Rotor weight	150 lbs. w/ standard Arbor 250 lbs. w/ 1 7/8" Arbor
Spindle Travel	9 7/8"	Motor	1 HP.115V, 60HZ, 1PH (Other voltage Available)
Rotor Width	1 3/4"	Shipping weight	712 lbs.

RELS 2000 STANDARD ADAPTER SET

A	#10437	Truck Backing Plate 7.40"OD
B	#10440A	Sm. Truck Cone 4.125" x 5.25"
C	#10440B	Lg. Truck Cone 5.125" x 6.25"
D	#10435	Lg. Backing Plate 6.75"OD
E	#10439	Lg. Cup w/ Built-in-Spr. 6.75"OD
F	#10436	Sm. Backing Plate 5.25"OD
G	#10438	Sm. Cup w/ Built-in-Spr. 5.25"OD
H	#44052	DbL. Tapered Collet 3.191" x 3.560"
I	#44050	DbL. Tapered Collet 2.841" x 3.190"
J	#44048	DbL. Tapered Collet 2.441" x 2.897"
K	#44046	DbL. Tapered Collet 2.074" x 2.440"
L	#44044	DbL. Tapered Collet 1.711" x 2.073"
M	#44042	DbL. Tapered Collet 1.362" x 1.710"
N	#44040	DbL. Tapered Collet 1.322" x 1.670"
O	#44301	Locator
P	#44303B	Lg. Centering Cone 3.125" x 4.25"




Q	#44303A	Sm. Centering Cone 2.125" x 3.125"
R	#44309	Combination Nut & Spacer
S	#25110	Spanner Wrench
T	#44140	Bell Clamp 4.25"OD
U	#44001	1" Cone 1.187" x 2.25"
V	#44130	Step adapter 1" x 2"
W	#44500	Spring
X	#44102	2" Spacer
Y	#40096	Self-Aligning Spacer
Z	#40161	1/2" Spacer
AA	#11486	Drum Silencer
AB	#40144	Large Wrench
AC	#40145	Small Wrench
AD	#11488	Universal Silencer
AE	#11492	Small Rubber Silencer
AF	#11493	Large Rubber Silencer
AG	#40194	Safety Shield

Adapters

RELS Part #	Description	RELS Part #	Description
-------------	-------------	-------------	-------------

RELS ADAPTER PLUS SYSTEM



47315 Deluxe Adapter Plus System (includes all parts)

- | | |
|----------|---|
| A 10435 | Large Backing Plate 6.75"OD (171.45mm) |
| B 10436 | Small Backing Plate 5.25"OD (133.35mm) |
| C 10437 | Truck Plate 7.40"OD (187.96mm) |
| D 10438 | Sm. Adapter Cup w/Spring 5.25"OD (133.35mm) |
| E 10439 | Lg. Adapter Cup w/Spring 6.75"OD (171.45mm) |
| F 10440A | Sm. Truck Cone 4.125" x 5.25" (104.77 x 133.35mm) |

- | | |
|----------|--|
| G 10440B | Lg. Truck Cone 5.125" x 6.25" (130.18 x 158.75mm) |
| H 44301 | Locator Fits on 1" Arbor |
| I 44303A | Sm. Hubless Adapter Cone 2.125" x 3.25" (53.97 x 82.55mm) |
| J 44303B | Lg. Hubless Adapter Cone 3.125" x 4.25" (97.37 x 107.95mm) |
| K 44309 | Nut & Spacer |
| L 25110 | Spanner Wrench |

Adds right on to most hubless adapters
 Does almost all of your hubless drum and rotor work
 Eliminates the need for conventional bell clamps and cones
 Built-in springs so you don't lose them.
 Works On:
 Passenger Car Hubless Drums and Rotors
 2 5/32" to 4" center hole size
 All Composite Rotors: Trucks and Cars
 Light and Medium Truck Drums
 4" to 6 1/4" Center Hole Size

POPULAR ADAPTER PLUS SETS



47300 Hubless Adapter Includes Parts H, I, J, K, & L



47381 Light & Medium Truck Set Includes Parts C, F, & G



47373 Deluxe Drum & Composite Rotor Set Includes Parts A, B, D, E, H, I, J, K, & L

OTHER ADAPTER PLUS SETS

47365 Small Drum & Composite Rotor Set
Includes Parts B & D

47366 Deluxe Small Drum & Composite Set
Includes Parts B, D, H, I, J, K, & L

47369 Large Drum & Composite Rotor Set
Includes Parts A & E

47370 Deluxe Large Drum & Composite Kit
Includes Parts A, E, H, I, J, K, & L

47375 Drum & Composite Rotor Set
Includes Parts A, B, D, & E

47379 Deluxe Light & Medium truck Set
Includes Parts C, F, G, H, I, J, K, & L

47317 Adapter Plus System
Includes Parts A, B, C, D, E, F & G


OEM Part # - RELS Part #	Description	OEM Part # - RELS Part #	Description
--------------------------	-------------	--------------------------	-------------

QUALITY ADAPTER SYSTEM FOR HUBLESS ROTORS AND DRUMS Interchangeable with Ammco Adaptek*

Heavy mass reduces chatter on all light weight and older lathes.

Works on all 1" arbors

Complete set includes passenger car and light truck composite rotor adapter.




A	29572	40601	1" Adapter Base 4.80"OD (121.92mm)	K	29582	40613	Centering Cone 2.65" x 3.03" (67.31 x 76.96mm)
B	29573	40602	Rev. Centering Cone 2.05" x 3.99" (52.07 x 101.34mm)	L	29583	40614	Centering Cone 2.93" x 3.30" (74.42 x 83.82mm)
C	29574	40603	Spacer 2.00" Long (50.8mm)	M	29584	40615	Centering Cone 3.20" x 3.58" (81.28 x 90.93mm)
D	29575	40605	Flange Plate for Autos 5.03"OD (127.76mm)	N	29585	40616	Centering Cone 3.48" x 3.85" (88.39 x 97.79mm)
E	29576	40606	Light Truck Flange Plate 7.25"OD (184.15mm)	O	29586	40621	Centering Cone 3.75" x 4.13" (95.25 x 104.20mm)
F	29578	40607	Light Truck Flange Plate 6.625"OD (168.27mm)	P	29587	40617	Centering Cone 4.03" x 4.40" (102.36 x 111.76 mm)
G	29577	40608	Light Truck Flange Plate 6.75"OD (171.45mm)	Q	29588	40618	Centering Cone 4.30" x 4.68" (109.22 x 118.72 mm)
H	29579	40610	Centering Cone 1.84" x 2.20" (46.74 x 55.88mm)	R	29589	40619	Centering Cone 4.58" x 4.95" (116.33 x 125.73mm)
I	29580	40611	Centering Cone 2.12" x 2.48" (53.85 x 62.99mm)	S	29590	40620	Centering Cone 4.85" x 5.23" (123.19 x 132.84mm)
J	29581	40612	Centering Cone 2.38" x 2.75" (60.45 x 69.85mm)	T	29727	40622	Centering Cone 4.75" x 5.5" (120.65 x 139.70mm)
				U	29591	40630	Spring

POPULAR QUALITY ADAPTER SETS



9310 49310 1" Adapter Set for cars & Lt. Trk. to 1/2 Ton
Includes Parts:
A, B, C(2) D, F, H, I, J, K, L, M, N & U



9313 49313 1" Adapter Set for 3/4 & 1 ton Lt. Truck
Includes Parts:
E, G, O, P, Q, R, S, U

OTHER QUALITY ADAPTER SETS

9311 49311 1" Adapter Set for passenger cars
Parts: A, B, C(2), D, H, I, J, K, L, & U
PART OF ADAPTEK SYSTEM

9314 49314 1" Adapter Set for odd center holes
Includes Parts: A, B, C(3)
PART OF ADAPTEK SYSTEM


9312 49312 1" Adapter Set for Trucks up to 1/2 Ton
Includes Parts: F, M, & N
PART OF ADAPTEK SYSTEM

Brake Lathe

Adapters

RELS Part #	Description	RELS Part #	Description
-------------	-------------	-------------	-------------

THREE-JAW CHUCK SYSTEM FOR HUBLESS ROTORS AND DRUMS



49890

Complete Kwik-Chuck Set

A 49880
 B 49881
 C 49882
 D 49886
 E 49887

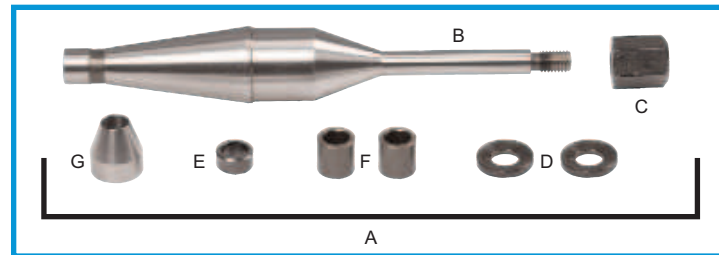
Works on all 1" Arbors
 Holds Drums and Rotors firmly, eliminating runout
 Mounts almost all foreign and domestic applications
 Works on Center Holes 2 1/8" to 3 3/4"
 Versatile, Simple, and Easy to Use
 Set includes Chuck and Backing plate

Quick Chuck & Standard Plate
 Standard Backing plate 5.25"OD (133.35mm)
 Small Backing plate 4.75"OD (120.65mm)
 Large Backing plate 7.25"OD (184.15mm)
 Truck Jaws

11/16" ARBOR & ADAPTERS

A 40163
 B 40163X
 C 43117
 D 43118
 E 43109
 F(2)43120
 G 43121


11/16" Arbor set for 2000 Brake Lathe
 11/16" Arbor alone
 11/16" Arbor Nut
 Self-Aligning Washer Set
 11/16" Spacer 1/2" long
 11/16" Spacer 1" long
 11/16" Centering Cone .77" x 1.375"(19.5 x 34.93mm)



1" ARBOR

A 40080
 B 40081

1" Arbor
 1" Arbor Nut



DRUM BORING BAR AND UPPER & LOWER BORING BAR CLAMP

A 40106
 B 40004
 C 40005

Drum Boring bar
 Upper Boring bar clamp
 Lower Boring bar clamp



RELS Part #	Description	RELS Part #	Description
-------------	-------------	-------------	-------------

SPECIAL 1" ADAPTERS



10450 Special Rotor Adapter

Allows you to turn certain 3/4 and 1 Ton rotors by bolting adapter to flange plate and not removing it. Used on Chevy Ford, and Dodge Trucks plus Ford & Chevy four wheel drive

44180 Sealed Bearing Connection Bar


For use with rotors with sealed bearings (Ford Probe Etc.) Allows you to turn this rotor without removing the hub. Stops the rotor from turning on the arbor



1" SOLID CONES FOR HUBLESS DRUMS AND ROTORS


- A 44000 Centering Cone 1.062" x 1.75" (31.75 x 44.45mm)
- B 44001* Centering Cone 1.187" x 2.25" (30.15 x 57.15mm)
- C 44002 Centering Cone 1.85" x 3.400" (30.16 x 86.36mm)
- D 44004 Centering Cone 1.703" x 2.750" (43.26 x 69.85mm)
- E 40006 Centering Cone 2.328" x 2.968" (59.13 x 75.39mm)
- F 44007* Centering Cone 2.650" x 3.224" (67.31 x 81.89mm)
- G 44008 Centering Cone 2.890" x 3.500" (73.41 x 88.90mm)
- H 44010 Centering Cone 3.421" x 4.031" (86.89 x 102.39mm)
- I 44012 Centering Cone 3.875" x 4.438" (98.42 x 112.72mm)
- J 44014 Centering Cone 4.124" x 4.969" (104.74 x 126.21mm)
- K 44016 Centering Cone 4.875" x 5.500" (123.82 x 139.70mm)

*No picture



44740 Set of Nine Cones 1.062" x 5.500" 26.97 x 143.52mm

1" SOLID DOUBLE TAPERED COLLETS FOR HUB TYPE DRUMS AND ROTORS



44780 Set of 5: 44040 - 44048 1" Center Hole



44782 Set of 2: 44050 - 44052 1" Center Hole


- A 44040 Dbl. Tapered Collet 1.322" x 1.670" (33.58 x 42.42mm)
- B 44042 Dbl. Tapered Collet 1.362" x 1.710" (34.59 x 43.43mm)
- C 44044 Dbl. Tapered Collet 1.711" x 2.073" (43.46 x 52.65mm)
- D 44046 Dbl. Tapered Collet 2.074" x 2.440" (52.68 x 61.98mm)
- E 44048 Dbl. Tapered Collet 2.441" x 2.897" (62.00 x 73.58mm)
- F 44050 Dbl. Tapered Collet 2.841" x 3.190" (72.16 x 81.03mm)
- G 44052 Dbl. Tapered Collet 3.191" x 3.560" (81.05 x 90.42mm)

Brake Lathe

Adapters


RELS Part #	Description	RELS Part #	Description
-------------	-------------	-------------	-------------

1" SPACERS



A	40096	Spacer, Self Aligning	1 5/8" Long (41.27mm)	1" Center Hole
B	44100	Spacer	1" Long (25.4mm)	1" Center Hole
C	44102	Spacer	2" Long (50.8mm)	1" Center Hole
D	40161	Spacer	1/2" Long (12.7mm)	1" Center Hole

STEP ADAPTERS



A	44120	Step Adapter	1 7/8" to 1"	
	44130	Step Adapter	2" to 1"	
B	47120	Step Adapter	1 7/8" to 1"	Set of Three
	47130	Step Adapter	2" to 1"	Set of Three

BELL CLAMPS & SPRINGS - 1" CENTER HOLE



44138 Bell Clamp 3.625"OD (92.07mm)
1" Center Hole

44144 Bell Clamp 6.250"OD (158.75mm)
1" Center Hole



44140 Bell Clamp 4.250"OD (107.95mm)
1" Center Hole

44146 Bell Clamp 7.250"OD (184.15mm)
1" Center Hole



44142 Bell Clamp 5.750"OD (146.05mm)
1" Center Hole

44500

Spring




RELS Part #

Description

RELS Part #

Description

1" LIGHT TRUCK ADAPTER SETS




44710

Light Truck Set


A	44146	Bell Clamp	7.25"OD (184.15mm)
B	44144	Bell Clamp	6.25"OD (158.75mm)
C	44012	Centering Cone	3.875" x 4.438" (98.43 x 112.73mm)
D	44014	Centering Cone	4.124" x 4.969" (104.75 x 126.21mm)
E	44016	Centering Cone	4.875" x 5.50" (123.83 x 139.70mm)
F	44500	Spring	

1" ADAPTER SETS SOLD WITH AMMCO "B" BRAKE LATHE

49001	Package A:	1" Adapter Set includes:
A	40161	1/2" Spacer
B	44780	5 pc. Collet Set includes:
B1	44040	Dbl. Tapered Collet 1.322" x 1.670" (33.58 x 42.42mm)
B2	44042	Dbl. Tapered Collet 1.362" x 1.710" (34.59 x 43.43mm)
B3	44044	Dbl. Tapered Collet 1.711" x 2.073" (43.46 x 52.65mm)
B4	44046	Dbl. Tapered Collet 2.074" x 2.440" (52.68 x 61.98mm)
B5	44048	Dbl. Tapered Collet 2.441" x 2.897" (62.00 x 73.58mm)
C	49311	1" Adapter Set for Passenger Cars
C1	29572	40601
C2	29573	40602
C3	29574	40603
C4	29575	40605
C5	29579	40610
C6	29580	40611
C7	29581	40612
C8	29582	40613
C9	29583	40614
C10	29591	40630
D	40096	Self Aligning Spacer 1 5/8" long



49002	Package B	1" Adapter Set includes:
	Package A	See Above
D	49312	Lt.Truck Set (up to 1/2 Ton) Includes:
D1	29578	40607
D2	29584	40615
D3	29585	40616




Adapters

RELS Part #	Description	RELS Part #	Description
-------------	-------------	-------------	-------------

1" ADAPTER SETS SOLD WITH AMMCO "B" BRAKE LATHE CONT.


49003	Package C Package B	1" Adapter Set includes: See Above
C	49313	Lt. Truck Set (up to 1 Ton)
C1	40606	Light Truck Flange Plate 7.25"OD (184.15mm)
C2	40608	Light Truck Flange Plate 6.75"OD (171.45mm)
C3	40621	Centering Cone 3.75" x 4.13" (95.25 x 104.20mm)
C4	40617	Centering Cone 4.03" x 4.40" (102.36 x 111.76 mm)
C5	40618	Centering Cone 4.30" x 4.68" (109.22 x 118.72 mm)
C6	40619	Centering Cone 4.58" x 4.95" (116.33 x 125.73mm)
C7	40620	Centering Cone 4.85" x 5.23" (123.19 x 132.84mm)
D	44782	Dbl. Collets for Hub Type Light Trucks
D1	44050	Dbl. Tapered Collet 2.841" x 3.190" (72.16 x 81.03mm)
D2	44052	Dbl. Tapered Collet 3.191" x 3.560" (81.05 x 90.42mm)



49004	Package D	1" Adapter Set includes:
A	44000	Centering Cone 1.062" x 1.75" (31.75 x 44.45mm)
B	44001	Centering Cone 1.187" x 2.25" (30.15 x 57.15mm)
C	44002	Centering Cone 1.85" x 3.400" (30.16 x 86.36mm)
D	44004	Centering Cone 1.703" x 2.750" (43.26 x 69.85mm)
E	40006	Centering Cone 2.328" x 2.968" (59.13 x 75.39mm)
F	44008	Centering Cone 2.890" x 3.500" (73.41 x 88.90mm)
G	44010	Centering Cone 3.421" x 4.031" (86.89 x 102.39mm)
H	44040	Dbl. Tapered Collet 1.322" x 1.670" (33.58 x 42.42mm)
I	44042	Dbl. Tapered 1.362" x 1.710" (34.59 x 43.43mm)
J	44044	Dbl. Tapered Collet 1.711" x 2.073" (43.46 x 52.65mm)
K	44046	Dbl. Tapered Collet 2.074" x 2.440" (52.68 x 61.98mm)
L	44048	Dbl. Tapered Collet 2.441" x 2.897" (62.00 x 73.58mm)
M	40096	Self Aligning Spacer 1 5/8" long
N	40161	1/2" Spacer
O	44138	Bell Clamp 3.625"OD.(92.07mm)
P	44140	Bell Clamp 4.250"OD. (107.95mm)
Q	44142	Bell Clamp 5.750"OD.(146.05mm)
R	44142	Bell Clamp 5.750"OD.(146.05mm)
S	44500	Spring



49005	Package E	1" Adapter Set includes:
A	49880	Kwik Chuck & Standard Plate
B	49881	Standard Backing plate 5.25"OD (133.35mm)
C	49882	Small Backing plate 4.75"OD (120.65mm)
D	49886	Large Backing plate 7.25"OD (184.15mm)
E	49887	Truck Jaws
F	49890	Three-Jaw Chuck Set
G	44780	Dbl. Collets for Hub Type Passenger Cars
H	44040	Dbl. Tapered Collet 1.322" x 1.670" (33.58 x 42.42mm)
I	44042	Dbl. Tapered Collet 1.362" x 1.710" (34.59 x 43.43mm)
J	44044	Dbl. Tapered Collet 1.711" x 2.073" (43.46 x 52.65mm)
K	44046	Dbl. Tapered Collet 2.074" x 2.440" (52.68 x 61.98mm)
L	44048	Dbl. Tapered Collet 2.441" x 2.897" (62.00 x 73.58mm)
M	44782	Dbl. Collets for Hub Type Light Trucks
N	44050	Dbl. Tapered Collet 2.841" x 3.190" (72.16 x 81.03mm)
O	44052	Dbl. Tapered Collet 3.191" x 3.560" (81.05 x 90.42mm)
P	40096	Self Aligning Spacer 1 5/8" long
Q	40161	1/2" Spacer




RELS Part #	Description	RELS Part #	Description
-------------	-------------	-------------	-------------

1 7/8" ARBORS & ADAPTERS


1 7/8" Arbor

A 40164	1 7/8" Arbor Assembly
B 40164A	1 7/8" Arbor Nut
C 40164B	1 7/8" Arbor Washer
D 40164X	1 7/8" Arbor alone



1 7/8" CONES FOR HUBLESS TYPE DRUMS AND ROTORS

Also Available with 2" Center Hole



A 45918	Centering Cone 2.750" x 3.334" (69.05 x 84.67mm)	G 45906	Centering Cone 5.437" x 6.031" (138.10 x 153.18mm)
B 45919	Centering Cone 3.281" x 3.891" (83.34 x 98.83mm)	H 45908	Centering Cone 5.969" x 6.562" (151.61 x 166.67mm)
C 45900	Centering Cone 3.828" x 4.422" (97.23 x 112.32mm)	I 45910	Centering Cone 6.550" x 7.437" (166.37 x 188.90mm)
D 45902	Centering Cone 4.359" x 5.000" (110.72 x 127.00mm)	J 45912	Centering Cone 7.000" x 7.7001" (177.80 x 195.58mm)
E 45903	Centering Cone 4.656" x 5.250" (118.26 x 133.35mm)	K 45914	Centering Cone 7.578" x 8.172" (192.48 x 207.56mm)
F 45904	Centering Cone 4.875" x 5.500" (123.83 x 139.70mm)	L 45916	Centering Cone 8.062" x 9.593" (204.77 x 243.66mm)

All Cones have 1 7/8" Center Hole

1 7/8" CONES FOR HUB TYPE DRUMS AND ROTORS



A 45930	Centering Cone 2.156" x 3.375" (54.76 x 85.72mm)	D 45936	Centering Cone 3.500" x 4.870" (88.90 x 123.70mm)
B 45932	Centering Cone 2.250" x 3.625" (57.15 x 92.07mm)	E 45938	Centering Cone 4.625" x 6.000" (117.48 x 152.40mm)
C 45934	Centering Cone 3.600" x 4.500" (91.44 x 114.30mm)		

All Cones have 1 7/8" Center Hole

Brake Lathe

Adapters

RELS Part #	Description	RELS Part #	Description
-------------	-------------	-------------	-------------

1 7/8" SPACERS



A 45100
B 45102


Spacer 1.25" long
Spacer 2.00" long

C 45104
D 45106

Spacer 3.00" long
Spacer 6.00" long

All Spacers have 1 7/8" Center Hole

1 7/8" BELL CLAMPS & SPRING



A 45140
B 45142
C 45144


Bell Clamp 6.250"OD (158.75mm)
Bell Clamp 7.250"OD (184.14mm)
Bell Clamp 9.250"OD (234.95mm)

D 45146
E 45500

Bell Clamp 12.00"OD (304.80mm)
Spring

All Bell Clamps have 1 7/8" Center Holes

1 7/8" LIGHT MEDIUM & HEAVY DUTY TRUCK SETS



45782 Light truck Adapters for Hub Type Work

1 7/8" Adapter Set Includes:

A 45050 Double Tapered Collet 2.828" x 3.185" (71.83 x 80.90mm)

B 45052 Double Tapered Collet 3.203" x 3.560" (81.36 x 90.42mm)

1 7/8" Center Hole

Also Available with 2" Center Hole

RELS Part #


Description

RELS Part #

Description

1 7/8" HEAVY TRUCK SETS

Also available with 2" center hole



49399


Light Truck Set

1 7/8" Center Hole Adapter Set

includes:

A(2)	45142	Bell Clamp 7.250"OD (184.15mm)
B	45903	Centering Cone 4.656" x 5.250" (118.26 x 133.35mm)
	47120	Step Adapter 1 7/8" to 1" (SET OF THREE NOT PICTURED)
C	45500	Spring

(Also Available With 1" Center Hole which eliminates need for step adapters.)




47500

Cones for Heavy Duty Hub Type Work

1 7/8" Center Hole Adapter Set

includes:

A	45930	Centering Cone 2.156" x 3.375" (54.76 x 85.72mm)
B	45932	Centering Cone 2.250" x 3.625" (57.15 x 92.07mm)
C(2)	45934	Centering Cone 3.600" x 4.50" (91.44 x 114.30mm)
D(2)	45936	Centering Cone 3.500" x 7.870" (88.90 x 123.70mm)
E(2)	45938	Centering Cone 4.625" x 6.00" (117.48 x 152.40mm)
F	45100	Spacer 1.25" long (31.75mm)
G	45102	Spacer 2" long (50.80mm)



47550 (same as 49499)


Large Range Light Truck Set

1 7/8" Center Hole Adapter Set

includes:

A(2)	45140	Bell Clamp 6.250"OD (158.75mm)
B	45900	Centering Cone 3.828" x 4.422" (97.23 x 112.32mm)
C	45902	Centering Cone 4.359" x 5.000" (110.72 x 127.0mm)
D	47120	Step Adapter 1 7/8" to 1" (SET OF THREE)
E	45500	Spring

(Also Available With 1" Center Hole which eliminates need for step adapters.)




47520

Cones for Heavy Duty Hubless Type Work

1 7/8" Adapter Set

includes:

A(2)	45144	Bell Clamp 9.25"OD 234.95mm
B	45904	Centering Cone 4.875" x 5.500" (123.83 x 139.70mm)
C	45906	Centering Cone 5.437" x 6.031" (138.10 x 153.18mm)
D	45908	Centering Cone 5.969" x 6.562" (151.61 x 166.67mm)
E	45910	Centering Cone 6.550" x 7.437" (166.37 x 188.90mm)
F	45912	Centering Cone 7.000" x 7.7001" (177.80 x 195.58mm)
G	45914	Centering Cone 7.578" x 8.172" (204.77 x 243.66mm)
H	45500	Spring




47540

Medium Duty Truck Adapter Set

1 7/8" Adapter Set

includes:

A(2)	45144	Bell Bell Clamp 9.25"OD (234.95mm)
B	45908	Centering Cone 5.969" x 6.562" (151.61 x 166.67mm)
C	45910	Centering Cone 6.550" x 7.437" (166.37 x 188.90mm)
D	45912	Centering Cone 7.000" x 7.7001" (177.80 x 195.58mm)
E	45914	Centering Cone 7.578" x 8.172" (204.77 x 243.66mm)
F	45500	Spring



47530

Extra Lg. Bell & Cone Set for School Bus Drums















1 7/8" Adapter Set

includes:

A(2)	44146	Bell Clamp 12.00"OD (304.80mm)
B	45916	Centering Cone 8.062" x 9.593" (204.77 x 243.66mm)
C(2)	45500	Spring

Brake Lathe

Vibration Dampeners

RELS Part #	Description	RELS Part #	Description
	11484 Florescent Silencer bands	11491	Clip On Silencer 
	11485 Florescent Silencer bands	11492	6.5" Rubber Silencer Band 
	11486 1 3/4" Drum Silencer Band	11493	9.25" Rubber Silencer Band 
	11487 2 3/4" Truck Drum Silencer Band	11494	Spring Silencer Band 
	11488 Universal Silencer Band	11497	Friction Rotor Silencer Used on 3850, 4000, 4100, and 7500 lathe 
	11489 Weighted Silencer Band for vented Rotors 10"-13"	11498	Double Strand Weighted Silencer Band 
	11490 Weighted Silencer Band for vented Rotors 6"-9"	42002	Replacement Pads for 11497 

SWIRL FINISHER



- 10000 Non Directional Polisher
- 10001 80 Grit - Replacement Pads for Non - Directional Finisher (10 PACK)
- 10002 60 Grit - Replacement Pads for Non - Directional Finisher (10 PACK)

10003

Flex Hone



RELS Part #	Description	RELS Part #	Description
-------------	-------------	-------------	-------------

MICROMETERS



73621
Disc Micrometer
SMALL

73622
Disc Micrometer
LARGE

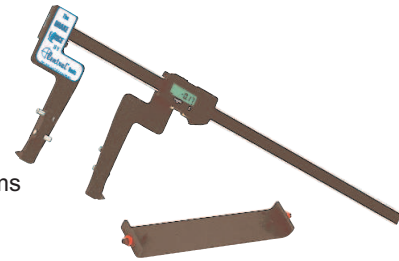


ELECTRONIC MICROMETERS



73649
Electronic Digital
Micrometer for Rotors

73650
Electronic Digital
Micrometer for Drums



DIAL INDICATORS



73640
Dial Indicator Gauge
with pliers
USED TO MEASURE ROTOR AND
FLYWHEEL RUNOUT

73641
Dial Indicator Set
with magnetic base
USED TO MEASURE ROTOR AND
FLYWHEEL RUNOUT



DRUM WEAR GAUGES



73645
Drum Gauge
SMALL

73656
Drum Gauge
LARGE









Brake Lathe

Carbide Inserts




OEM Part # - RELS Part # Description OEM Part # - RELS Part # Description



RELS

	24176	Positive Rake Carbide Bit For use on drums for 204 series lathe
	29687	Positive Rake Carbide Bit For use on rotors for 204 series lathe
	42365 5 PACK	Positive Rake Carbide Bit For use on 504 series lathe
	45001	Negative Rake insert For use on Ammco 4000 or RELS 2000 lathe
	45010 PACKAGE OF 10	Round Tool Bit




45016	Positive Rake Rotor & Drum Insert for RELS 2000 lathe	
45019	Screw for bits with center hole	
45020	1/8" Thick Negative Rake Tool Bit for use on Ammco 4000 lathe or RELS 2000 lathe	
45021	Coated Positive Rake Rotor Bit for RELS 2000 same size as 45016	
45022	Coated Negative Rake Rotor Bit for RELS 2000	




ACCU-TURN

	433795 43375 5 PACK	Positive Rake Carbide Bit For use on 7700, 8910, 8911, 8920, 8922,8944 and 8989 Lathe
	433796 43376 10 PACK	Positive Rake Carbide Bit For use on 7700, 8910, 8911, 8920, 8922,8944 and 8989 Lathe
	433797 43377 10 PACK / 100 BITS	Positive Rake Carbide Bit For use on 7700, 8910, 8911, 8920, 8922,8944 and 8989 Lathe

878051 43371 10 PACK	Positive Rake Carbide Bit For use on 8750 and 8800 on car lathe	
878052 43372 5 PACK	Positive Rake Carbide Bit For use on 8750 and 8800 on car lathe	

FMC/JOHN BEAN/SNAP-ON

	90327 45016 10 PACK	Positive Rake Carbide Bit For use on 600 and 700 series lathes
	90488 45020 10 PACK	Positive Rake Carbide Bit For use on 600 and 700 series lathes 0.020 radius
	90817 45001-10 10 PACK	Negative Rake Carbide Bit For use on 505 on car lathe

91212 45002 10 PACK	Positive Rake Carbide Bit For use on 505 car lathe	
92090 29687 10 PACK	Positive Rake Carbide Bit For use on rotors 800 series lathe	
92091 24176 10 PACK	Positive Rake Carbide Bit For use on drums 800 series lathe	

OEM Part # - RELS Part # Description OEM Part # - RELS Part # Description

AMMCO



40610 45010 Round Tool Bit
PACKAGE OF 10



4724 45023 Left Hand Brazed Carbide Tool Bit
5/8" Square
Use on 6000,6002 Lathe



4725 45024 Right Hand Brazed Carbide Tool Bit 5/8" Square
Use on 3000, 4000, 4100, 5000,6000,6002 & 7700 Lathe



4726 45025 Left Hand Brazed Carbide Tool Bit
1/2" Square
Use on 5000, 6000,6002 Lathe



5720 45026 Right Hand Brazed Carbide Tool Bit
5/8" Square
Use on 5000, 6000,6002 Lathe



5725 45027 R / L Hand Brazed Carbide Tool Bit
5/8" Square
Use on 6000,6002 Lathe



5677 45018 Heavy duty Positive Rake Bit for 6000
Use with 9695 Tool Bit Holder



6914 45001
6914-2
6914-6
6914-10
6914-24
6914-48

6918 45017 Coated Positive Rake Bit for
3850,4000,7000,7500 Lathe
6918-2 TWO PACK
6918-6 SIX PACK



6499 45019 Screw for 6914, 6918, 7681
PACKAGE OF 10



7981 45002 Positive Rake Carbide Bit for
4000, 7000,7500 Lathe
7981-2 TWO PACK
7981-6 SIX PACK
7981-10 PACKAGE OF 10



NA 45016 New RELS bit for 4000,
7000 & 7500 - works like
the round bit but gets in the corners
PACKAGE OF 10 Standard bit on the RELS 2000



NA 45020 Extra Thick Negative Rake Bit
- lasts longer
use in place of 6914
PACKAGE OF 10



NA 45021 Same as 45016
but coated for longer life
PACKAGE OF 10



NA 45022 Titanium Coated Negative Rake Tool Bit
use in place of 6914
PACKAGE OF 10




Negative Rake Bit for
1000, 2002, 3000, 4000,
4100, 7000, 7500 Lathe
TWO PACK
SIX PACK
TEN PACK
PACKAGE OF 24
PACKAGE OF 48


Brake Lathe


Tool Holders

RELS Part #	Description	RELS Part #	Description
-------------	-------------	-------------	-------------


RELS


	20407	Standard Positive Rake Drum Tool Holder Use with 24176 Bit on 204S & 204C Lathes
---	-------	---

	3836R	Positive Rake Right Hand Tool Holder Use with 42365 Bit on 504 Swing Arm Lathes
---	-------	--

	3836L	Positive Rake Left Hand Tool Holder Use with 42365 Bit on 504 Swing Arm Lathes
---	-------	---

	30407	304 Tool Holder
---	-------	-----------------

	45003	RH Tool Holder. Use w/ 45001 bit & 45005 Tool Holder or 45016 bit & 45014 Tool Holder on 2000 Lathe
---	-------	---

	45004	LH Tool Holder. Use w/ 45001 bit & 45005 Tool Holder or 45016 bit & 45014 Tool Holder on 2000 Lathe
---	-------	---

	45005	Negative Rake RH Tool Holder Use with 45001 Bit on 2000 Lathe
---	-------	--

	45006	Positive Rake LH Tool Holder Use with 45001 Bit on 2000 Lathe
---	-------	--

45008	Positive Rake Round LH Tool Holder Use with 45010 Bit on 2000 Lathe
-------	--



45009	Positive Rake Round RH Tool Holder Use with 45010 Bit on 2000 Lathe
-------	--



45011	Positive Rake Round RH Tool Holder Use with 45010 Bit on 2000 Lathe
-------	--



45014	Positive Rake RH Tool Holder Use with 45016 Bit on 2000 Lathe
-------	--



45015	Positive Rake LH Tool Holder Use with 45016 Bit on 2000 Lathe
-------	--




45030	Curved Positive Rake Right Hand Tool Holder Use with 45016 Bit on 2000 Lathe
-------	---



45031	Curved Positive Rake Left Hand Tool Holder Use with 45016 Bit on 2000 Lathe
-------	--



45035	Standard Positive Rake Drum Tool Holder Use with 45016 Bit on 2000 Lathe
-------	---




	45007	Standard Negative Rake Drum Tool Holder Use with 45001 on 2000 Lathe
---	-------	---

OEM Part # - RELS Part # Description OEM Part # - RELS Part # Description


AMMCO




10650 45004 Left Handed
Tool Holder
Holds 10702 Tool Holder
Use in 6900 and 6950 Twin Cutters



10651 45003 Right Handed
Tool Holder
Holds 10701 Tool Holder
Use in 6900 and 6950 Twin Cutters



10701 45005 Negative Rake
Right Hand Tool Holder
Insert in 10651
Use with 3850, 4000, 4100 & 7500 lathes
Use with 6914 bit



10702 45006 Negative Rake
Left Hand Tool Holder
Insert in 10650
Use with 3850, 4000, 4100 & 7500 lathes
Use with 6914 bit



25968 45012 Positive Rake
Right Hand Tool Holder
Use with 7681 or 6418 bit
on 3850, 4000, 4100 and 7500 lathes



25969 45013 Positive Rake
Left Hand Tool Holder
Use with 7681 or 6418 bit
on 3850, 4000, 4100 and 7500 lathes



40608 45009 Positive Rake Round
Right Hand Tool Holder
Use with 40610 bit
on 3850, 4000, 4100 and 7500 lathes




9872 45007 Standard Negative Rake
Drum Tool Holder
Use with 2002, 3000, 4000,
4100 and 7500 Lathes.
Use with 6914 bit



5390 45028 Positive Rake
Drum Tool Holder
Use with 6918 bit on
3850 Lathe



5392 45029 Positive Rake
for Small Drums
Use with 7681 bit on
3000, 4000, & 7700 Lathes



6999 45701 Set of two
Tool Bit Holders
10701-RH and 10702-LH Tool Holder
Use with 6914 Negative Rake bits



7999 45702 Set of two
Positive Rake
Tool Bit Holders
25968-RH and 25969-LH Tool Holder
Use with 7681 or 6918 bit



90489R 45030 Curved
Positive Rake
Right Hand Tool Holder
Use with 7681 or 6418 bit
on 3850, 4000, 4100 and 7500 Lathes



90489L 45031 Curved
Positive Rake
Left Hand Tool Holder
Use with 7681 or 6418 bit
on 3850,4000, 4100 and 7500 Lathes



40609 45008 Positive Rake Round
LH Tool Holder
Use in 40610 bit on
3850, 4000, 4100 and 7500 lathes

Brake Lathe

Tool Holders

OEM Part # - RELS Part #

Description

OEM Part # - RELS Part #

Description

ACCUTURN



433763 43373

Positive Rake
Right Hand Tool Holder.
Use with 433795 bit
on all Accuturn Lathes



434056 45030

Curved Positive Rake
Right Hand Tool Holder.
Use with 433795 bit
on all Accuturn Lathes



433764 43374

Positive Rake
Left Hand Tool Holder.
Use with 433795 bit
all Accuturn Lathes



434057 45031

Curved Positive Rake
Left Hand Tool Holder.
Use with 433795 bit
on all Accuturn Lathes



433779 43379

Short Positive Rake
Right Hand Tool Holder.
Use with 433795 bit
on all Accuturn Lathes



434286 43428

Zero Angle
Positive Rake Tool Holder.
Use with 433795 bit
on all lathes where standard tool holders
will not let you get into the corner.

JOHN BEAN



90490 90490

Positive Rake
Right Hand Tool Holder
Use with 90487 / 90488 bit
on 600 & 700 series lathes



90495 90495

Positive Rake
Right Hand Tool Holder.
Use with 90487 / 90488 bit on
600 & 700 series lathes



90491 90491

Positive Rake
Left Hand Tool Holder
Use with 90487 / 90488 bit
on 600 & 700 series lathes



8027164 45030

Curved Positive Rake
Right Hand Tool Holder.
Use with 90487 / 90488 bit on
600 & 700 series lathes



90494 90494

Positive Rake
Left Hand Tool Holder
Use with 90487 / 90488 bit
on 600 & 700 series lathes



8027165 45031

Curved Positive Rake
Left Hand Tool Holder.
Use with 90487 / 90488 bit on
600 & 700 series lathes

Brake Lathe

Index

Part #	Page #	Part #	Page #	Part #	Page #	Part #	Page #
2000	Page 1	40613	Page 5	45004	Page 18	46032	Same as 45932 with 2" Hole
2000RO	Page 2	40614	Page 5	45005	Page 18	46034	Same as 45934 with 2" Hole
2000XL	Page 3	40615	Page 5	45007	Page 18	46036	Same as 45936 with 2" Hole
10000	Page 14	40616	Page 5	45008	Page 18	46038	Same as 45938 with 2" Hole
10001	Page 14	40617	Page 5	45009	Page 18	46100	Same as 45100 with 2" Hole
10002	Page 14	40618	Page 5	45010	Page 16	46102	Same as 45102 with 2" Hole
10003	Page 14	40619	Page 5	45011	Page 18	46104	Same as 45104 with 2" Hole
10435	Page 4	40620	Page 5	45012	Page 19	46106	Same as 45938 with 2" Hole
10436	Page 4	40621	Page 5	45013	Page 19	46140	Same as 45140 with 2" Hole
10437	Page 4	40622	Page 5	45014	Page 18	46142	Same as 45142 with 2" Hole
10438	Page 4	40630	Page 5	45015	Page 18	46144	Same as 45144 with 2" Hole
10439	Page 4	42002	Page 14	45016	Page 16	46146	Same as 45146 with 2" Hole
10440A	Page 4	42365	Page 16	45017	Page 17	46500	Same as 45500
10440B	Page 4	43109	Page 6	45018	Page 17	47120	Page 8
10450	Page 7	43117	Page 6	45019	Page 16	47130	Page 8
11484	Page 14	43118	Page 6	45020	Page 16	47300	Page 4
11485	Page 14	43120	Page 6	45021	Page 16	47315	Page 4
11486	Page 14	43121	Page 6	45022	Page 16	47317	Page 4
11487	Page 14	43371	Page 16	45023	Page 17	47365	Page 4
11488	Page 14	43372	Page 16	45024	Page 17	47366	Page 4
11489	Page 14	43373	Page 20	45025	Page 17	47369	Page 4
11490	Page 14	43374	Page 20	45026	Page 17	47370	Page 4
11491	Page 14	43375	Page 16	45027	Page 17	47373	Page 4
11492	Page 14	43376	Page 16	45028	Page 19	47375	Page 4
11493	Page 14	43377	Page 16	45029	Page 19	47379	Page 4
11494	Page 14	43379	Page 20	45030	Page 18	47381	Page 4
11497	Page 14	43428	Page 20	45031	Page 18	47500	Page 13
11498	Page 14	44000	Page 7	45035	Page 18	47510	Page 13
20407	Page 18	44001	Page 7	45050	Page 7	47520	Page 13
24176	Page 16	44002	Page 7	45052	Page 7	47530	Page 13
25110	Page 4	44004	Page 7	45100	Page 12	47540	Page 13
29687	Page 16	44006	Page 7	45102	Page 12	47550	Page 13
30407	Page 18	44007	Page 7	45104	Page 12	47600	Same as 47500 with 2" Hole
3836R	Page 18	44008	Page 7	45106	Page 12	47610	Same as 47510 with 2" Hole
3836L	Page 18	44010	Page 7	45140	Page 12	47620	Same as 47520 with 2" Hole
40004	Page 6	44012	Page 7	45142	Page 12	47630	Same as 47530 with 2" Hole
40005	Page 6	44014	Page 7	45144	Page 12	49001	Page 9
40021	Inside Back Cover	44016	Page 7	45146	Page 12	49002	Page 9
40022	Inside Back Cover	44040	Page 7	45152	Inside Back Cover	49003	Page 10
40073	Inside Back Cover	44042	Page 7	45500	Page 12	49004	Page 10
40074	Inside Back Cover	44044	Page 7	45900	Page 11	49005	Page 10
40080	Page 6	44046	Page 7	45902	Page 11	49005	Page 10
40081	Page 6	44048	Page 7	45903	Page 11	49310	Page 5
40095N	Inside Back Cover	44050	Page 7	45904	Page 11	49311	Page 5
40096	Page 8	44052	Page 7	45906	Page 11	49312	Page 5
40106	Page 6	44100	Page 8	45908	Page 11	49313	Page 5
40144	Page 1	44102	Page 8	45910	Page 11	49314	Page 5
40145	Page 1	44120	Page 8	45912	Page 11	49399	page 13
40156	Inside Back Cover	44130	Page 8	45914	Page 11	49499	page 13
40161	Page 8	44138	Page 8	45916	Page 11	49880	Page 6
40163	Page 6	44140	Page 8	45918	Page 11	49881	Page 6
40163X	Page 6	44142	Page 8	45919	Page 11	49882	Page 6
40164	Page 11	44144	Page 8	45930	Page 11	49886	Page 6
40164A	Page 11	44146	Page 8	45932	Page 11	49887	Page 6
40164B	Page 11	44180	Page 7	45934	Page 11	49890	Page 6
40164X	Page 11	44301	Page 4	45936	Page 11	50000	Inside back cover
40194	Page 3	44303A	Page 4	45938	Page 11	55700	Inside back cover
40601	Page 5	44303B	Page 4	46000	Same as 45900 with 2" Hole	73621	Page 15
40602	Page 5	44309	Page 4	46002	Same as 45902 with 2" Hole	73622	Page 15
40603	Page 5	44500	Page 8	46004	Same as 45904 with 2" Hole	73640	Page 15
40605	Page 5	44710	Page 9	46006	Same as 45906 with 2" Hole	73641	Page 15
40606	Page 5	44740	Page 7	46008	Same as 45908 with 2" Hole	73645	Page 15
40607	Page 5	44780	Page 7	46010	Same as 45910 with 2" Hole	73649	Page 15
40608	Page 5	44782	Page 7	46012	Same as 45912 with 2" Hole	73656	Page 15
40610	Page 5	45001	Page 16	46014	Same as 45914 with 2" Hole	90490	Page 20
40611	Page 5	45002	Page 17	46016	Same as 45916 with 2" Hole	90491	Page 20
40612	Page 5	45003	Page 18	46030	Same as 45930 with 2" Hole	90494	Page 20
						90495	Page 20