

# Remo Maczimizer

Software to speed up, clean up and optimize your Mac

# Table of Contents

01. Introduction.....	03
02. What is Remo Maczimizer?.....	03
03. When Can You Use It?.....	03
04. Essential Features.....	04
05. System Requirements .....	04
06. Using Remo Maczimizer.....	05
6.1. Download Link of the Software.....	05
6.2. Step by Step Guide on How to Use the Application.....	05
07. Remo Maczimizer - Versions .....	08
08. How to Activate the Demo Version?.....	09
09. Reviews.....	10
10. About Remo Software.....	11
11. Important Links and Contact Details.....	12

## Introduction

This user guide is written to help you get started and familiarize you with the capabilities of Remo Maczimizer. It contains information on how to set up the software, fix issues on your Mac, remove startup programs, and many more. The page provides complete details on software features and system requirement.

## What is Remo Maczimizer?

Remo Maczimizer is an optimization tool that enhances the overall performance of your Mac computer. It helps you make your Mac PC error free, clean, and fully optimized. The tool releases disk space by removing junk files to speed up your Mac.

## When can you use it?

Remo Maczimizer cleans up junk files, browser cookies, cache, unwanted trash files and binary cutters, application junks and so on to boosts your Mac performance.

It even helps you to remove the startup programs that automatically run in the background at the time of system booting.

### It fixes issues like-

- High memory usage
- Drive filled with junk files
- Clogged internet speeds
- Drive filled with duplicate files
- Removes unwanted plugins, dictionaries and login items
- Removes local copy of unwanted email attachments/downloads which takes up more space
- Removes unwanted program/applications

## Essential Features

- Supports secure deletion of unwanted files from Mac system
- Provides scheduler to set automatic scanning of entire system on time and day basis
- The tool incorporated with tools which helps to free up memory space, remove duplicate files, and securely erase files, uninstall programs quickly, and so on.

## System Requirements

Remo Maczimizer supports following Mac OS versions

**Operating System** – Mountain Lion, Mavericks, Yosemite and EL Capitan

**Supports 32-bit, 64-bit PC**

The Minimum requirement for RAM is 1 GB (Recommended, 2 GB RAM)

**Note** – You must login as system administrator on your Mac machine to install and run the software

## Using Remo Macimizer

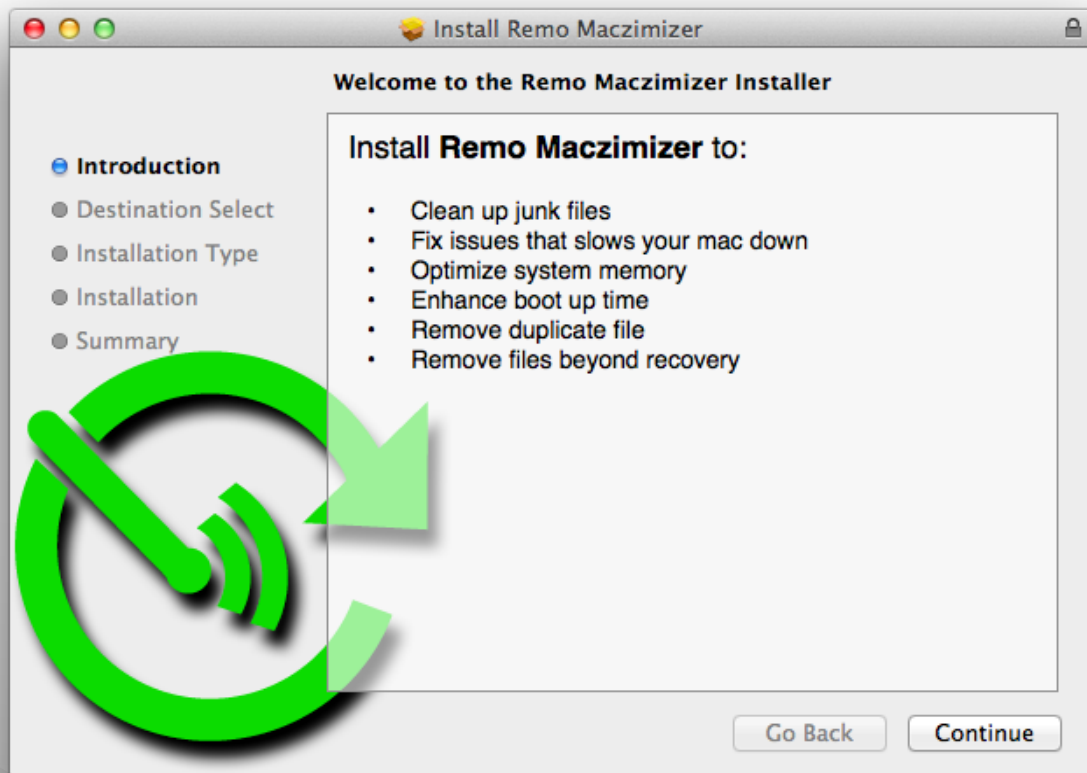
The guide shows how to fix all issues with your PC and increase system performance in few minutes.

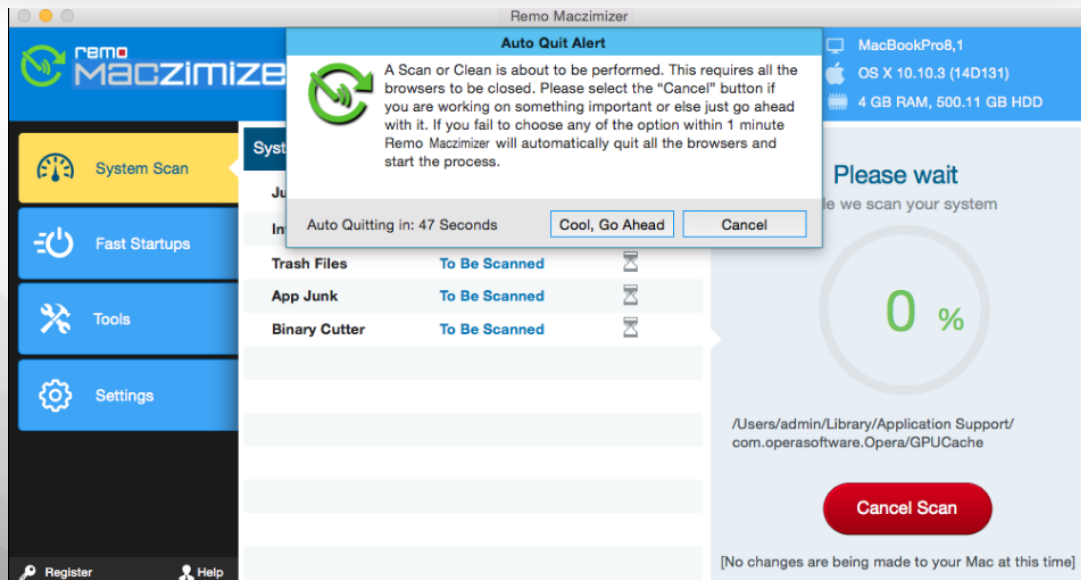
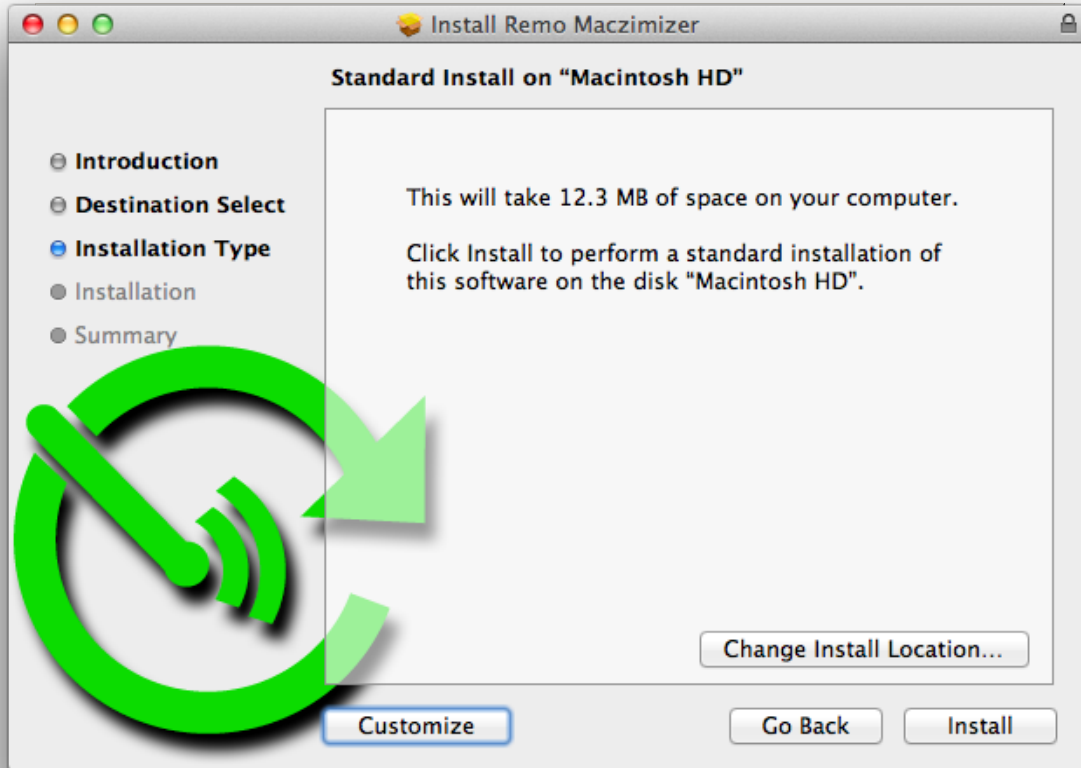
### Getting Started with Remo Macimizer

Download the Demo Version of the software from [here](#)

### Complete Guide to Speed Up, Clean Up and Improve System Performance on Mac:

Download Remo Macimizer on your Mac PC or laptop and double click on .pkg file present in application folder. Then follow on screen instruction to install the application. Now, main screen appears with options – **System Scan, Fast Startups, Tools** and **Settings**. Now, follow below mentioned steps to access each and every feature of Remo Macimizer.





## System Scan

- Software scans the areas like junk files, internet issues, trash files, application junk, and binary cutter and displays number of issues detected in each area
- Next, click on "**Continue**" button to fix the issues
- In the next window, you need to select and deselect the errors according to your need by using check box
- Click on "**Fix Issues**" button to start fixing the errors

## Fast Start up

- List of Startup programs will be displayed in this window
- Select the program which you want to remove from the startup using check box
- After selecting the program, click on "**Remove From Startup**" button

## Settings – In this window, you will see three tabs – **General Settings, Schedule, and Manage Settings**

### General Settings

In general settings you will be able to select erasing methods for erasing your data.

- **Normal File Deletion-** This option just deletes junk data.
- **Secure File Deletion-** It securely deletes junk data so that erased data cannot be recovered

### Scheduling

Here you can customize scanning settings. First, you need to "**enable schedule scan**" by clicking on it. Next, specify date and time to perform drive scan. Finally, click on "**Apply**" button.

### Manage Cookies

Here you will be able to disable the pop up message which arises during scanner initialization. Even, you can customize browser cookies. There are two columns, one for cookies you want to delete and another for cookies you want to keep. Separate out the cookies as per your need and click on "Apply" button to apply the changes.

## Remo Maczimizer- Versions

### Free Version:

- The free version of the software cleans only Junk files and Trash files
- Allows you to remove startup programs
- Displays Basic information of your Mac

### Basic Version:

- Basic Version costs you \$14.97 USD
- The Basic version cleans all the Junk files, Trash files and removes startup programs
- Allows you to clean App Junk, internet junk (cookies, history cache) and binary cutters
- Displays Basic information of your Mac

### Pro Version:

- Pro Version costs you \$71.82 USD
- The Pro version cleans all the Junk files, Trash files and removes startup programs
- Allows you to clean App Junk, internet junk (cookies, history cache) and binary cutters
- You get access to use the Tools like System memory optimizer, Extension manager, Drive utilization, File eraser and Free disk space wipe

### Pro Plus Version:

- Pro Plus Version costs you \$107.64 USD
- The Pro version cleans all the Junk files, Trash files and removes startup programs
- Allows you to clean App Junk, internet junk (cookies, history cache) and binary cutters
- You get access to use the Tools like System memory optimizer, Extension manager, Drive utilization, File eraser, Free disk space wipe, Remove Duplicates, iPhoto Cleaner and Mail Attachments.



## How to Activate the Demo Version?

- Launch the Application
- When main screen appears, click on “**Register**” option
- In the Activation Window, click on “**Enter the License Key**” button
- Next, enter the “**License Key**” and click on “**Activate**” button.
- Wait until you get a confirmation message

### NFR Keys

For activation keys to test our products, please write to us on [pr.info@remosoftware.com](mailto:pr.info@remosoftware.com)

## Reviews



### **“No difficulty at all!!! Products performed so well”**

“...I bought two products from Remo software. Both are well-designed and so simple to use. Their technical support folks were wonderful. They patiently answered all my queries related to the product. Recovery process was clear and straight away...”

### **“Great Experience!!!”**

“...I am a big fan of Remo products, I'm using them from past one year. In the app list of my system I have 4 products of Remo: Remo Recover Windows Pro, Remo Repair Outlook, Remo Repair MOV and Remo Drive Discover. I found these products very useful and easy to navigate so I added them on my toolkit....Happy and Satisfied Customer...”



### **“Does what it claims for”**

“...In two years I purchased 6 products from Remo Software and all are fabulous. Customer support is good, they are always available to help me out in my problems. This company and their product deserves five stars. I happily recommend them to friends and family member...”

### **“David Hummel”**

“...FAST response, personal and efficient. Couldn't ask for anything better than I received today from these folks. Had a follow-up question, it was answered quickly as well, and with professional courtesy and direction. App is working superbly, as well!!!...”



## About Remo Software

Founded in 2011, Remo Software – a Microsoft Gold Partner, develops software to make technology easy for non-tech users. The company started off as a consumer software provider of data recovery & repair tools and later launched its flagship product Remo MORE – a parental control, location tracking and multi-device management solution for home users first at the CES, Las Vegas 2014. This model is poised to reshape the way users control, monitor and manage smart devices. Remo Software is a trend setter in the software utility space with the launch of several innovative features in its software.

Our dedicated customer centric focus helps us in delivering extremely user friendly features, coupled with excellent customer support. Our intensive research, innovation and customer centric approach has earned us a quick and sustained recognition including several industry awards.



## Important Links and Contact

Logo: [www.remosoftware.com/logo](http://www.remosoftware.com/logo)

Screenshot: [www.remosoftware.com/screenshots](http://www.remosoftware.com/screenshots)

Box shot: [www.remosoftware.com/boxshots](http://www.remosoftware.com/boxshots)

More Images: [www.remosoftware.com/media-kit](http://www.remosoftware.com/media-kit)

Product Details: [www.macimizer.com](http://www.macimizer.com)

Customer Support: [www.remosoftware.com/support](http://www.remosoftware.com/support)

Email: [pr.info@remosoftware.com](mailto:pr.info@remosoftware.com)