

H4W



Volume 23, Number 5

# The Havasu 4 Wheelers **TRAIL TALK**

**YOUR MONTHLY CLUB NEWSLETTER**



May 2015

**A FAMILY FOUR-WHEELING CLUB DEDICATED TO THE MOTTO ----- "TREAD LIGHTLY!"**

## **P**resident's Message

April has been a very busy month. The budget for 2015/2016 has taken up the better part of three weeks in the workings. It's interesting to note all the lobbying that takes place during this time. Some very constructive suggestions were listened to and implemented for the good of the membership. After presenting the rough budget to the Board for their input, only a few positive changes were made. When the final document was presented to the General Membership Meeting, it was approved without a descending vote or



discussion. Because the club has matured to where it is today, it is imperative that this budget be very aggressive, with many new additions, some deletions and many revisions. This is an exciting budget to kick off the new season. Thank you for your support.

REMEMBER THOSE WHO SERVED



ALL GAVE SOME, SOME GAVE ALL

A subject with merit, and worthy of mentioning, is the donations we are able to give to very deserving charitable organizations here in our community. Normally you, the members, choose by ballot which three charities the H4W's will support for the year. This year we had a tie in voting numbers, therefore the following four charities will receive our support with an equal amount of revenue, they are: (#1) Hospice of Havasu, (#2) Meals on Wheels, (tied) Alzheimer/Dementia Connection and (tied) Food for Kidz.

April also brings us closer to the end. Many of our members have already scattered to the four corners, heading home to mow the lawn. Others will be heading up to Moab, UT to again pay homage to the wonders of nature and to meet the off road challenges set before them, and finally, others will stay here in Lake Havasu to meet the challenges of the rather hot summer!

Also, I wish to take this space to thank Bruce Speirs for the long hours of hard research and detailed writings pertaining to the roads and trails in Planet Ranch. Your body of work is impressive! I'm sure the Bureau of Reclamation doesn't receive many well thought out presentations such as yours.

Where ever your personal path may take you, the Board and I wish you safe travels and good times. As for me and my wife, we hope to see you in Moab.

I think Confucius say; "Name badge very good thing, wear it often and with pride."

Tom C.



**Happy Mothers Day!**

# Meet the 2015-16 Board



Vikki Harrison, Secretary



Tom Christiansen, President



Lynn Leher, Treasurer



Jim Bowen, Member at Large



Mike Yahrmarkt, Vice President



Jerry Kuhnle, Member at Large



Janet Drew, Member at Large  
Membership



John Strong, Past President  
Run Chairman



Garnett Collins, Member at Large





# Ranch Day

March 27th, 2015

**O**ur 5<sup>th</sup> Annual Ranch Day was a fine success! It was the 5<sup>th</sup> year in a row our club has worked with the Arizona Game and Fish in the “Adopt a Ranch” program. The “challenge” we dealt with this year was brushing a fence line near the ranch headquarters. Brushing fence lines is a very labor (lots of hands) intensive exercise because of the “rules” against using a tractor and a brush mower. We came prepared with our “hand tools” (chain saws and loppers) and tied into the project after we all picked up our free t-shirts from the Arizona Game and Fish. We divided into two groups with one group burning a large brush pile while the bulk of the group tied into the “fence brushing detail”. We were doing fine until a rather large group of bees appeared on the scene! We quickly vacated that area and went to another area of the fence to work back toward the bees. When we arrived back at the area of the bees—they were not a problem.

The fun part is always the ice-cream sundaes and cookies served up by Anita. We retreated to a nice cool bunkhouse with tables and chairs and sofas—and pigged out on sundaes and cookies! We were on our way home by 3:00!

Thanks again for all those who helped make it a very successful day!



Fence Line??  
There is a fence line in here  
some where

*Jim Bowen, Coordinator*

**David Lee** WE SERVICE ALL MAKES & MODELS

**PAVEMENT OPTIONAL** .com

ASE Automotive • Automotive A/C  
Off Road Service & Repair  
Off Road Accessories  
info@pavementoptional.com

**928-854-DIRT (3478)**  
1155 Aviation Dr. Unit D, Lake Havasu City, AZ 86404

ASE 928-505-4499

**GNG**  
Automotive

"No Gimmicks, Just Straight Honest Service"

720 N. Lake Havasu Ave. Larry Gerchman  
Lake Havasu City, AZ 86403 Mike Price


**El Mariachi**  
Mexican Restaurant

THE BEST MEXICAN FOOD  
ON THE COLORADO RIVER  
& HOME OF THE FAMOUS  
"MARIACHI MARGARITA"

141 Swanson Avenue  
Lake Havasu City, AZ  
(Across from Movies Havasu) **505-8030**

# Off Road Gear & Other Stuff You Need

by Professor Von Rollover



## Steel vs Synthetic Winch Rope

When it comes to steel cable versus synthetic rope for winch recovery, there seems to be a sharp divide amongst enthusiasts. No matter where you go, people seem to be arguing the merits of both types, making it hard for someone not in the know to get a definitive answer. Over the past few years, synthetic rope's popularity has skyrocketed and it's now widely available, but is it the right choice

For as long as winching has been around, the industry standard has been aircraft-grade steel cable, which is more durable than synthetic rope, but comes at the expense of weight and strength. Steel is the perfect type of line to use in highly abrasive terrains, such as in mud, rocks, and sand, as it is less prone to fraying and abrading. Steel is also more affordable than synthetic and requires less maintenance.


However, steel cable can rust, as well as develop sharp burrs as it wears, requiring gloved hands to operate. Some wheelers recommend keeping a light coating of chain oil or WD-40 on the line to protect the steel and disperse moisture, preventing rust. Steel, if not properly re-spoiled, is also prone to kinks, making it harder to spool up on the drum properly, damages the cable and decreases its strength.

### Synthetic Rope


Synthetic rope came on the scene in the mid-'90s, when it was introduced as an alternative to steel cable. The original synthetic winch ropes were based on the durable synthetic lines used in the maritime and fishing industries. Made from hi-tech polyethylene, synthetic rope is considerably safer than steel cable and is now mandatory in most major sanctioned off-road events.

Significantly lighter than steel cable, synthetic rope doesn't store as much energy as a steel cable does, meaning it won't become as much of a projectile if it breaks. Being lighter than steel cable also gives it an advantage on vehicles that are sensitive to weight, especially over the front axle. Synthetic rope's high flexibility and low weight make it much easier to handle than steel with the added benefit of not kinking the way steel cable can. Also, it won't develop the burrs that can occur on steel cable, making it safer to handle without gloves, but careless use will cause knots. While synthetic rope has a higher breaking strength than comparable steel cable, that doesn't mean it is unbreakable though.

So, if synthetic rope is so great, why would you run anything else? Well, synthetic does have its share of disadvantages. Drawbacks include cost, susceptibility to UV exposure, chemicals, heat, and abrasion, all of which can substantially weaken the rope. Because of this, quality synthetic ropes come with a protective anti-abrasion sleeve that slides the length of the rope as well as a special protective coating. To protect against heat buildup from the drum brake, either a heat sleeve or more heat-resistant material can be used on the end portion of the line that wraps directly around the drum. Another disadvantage to synthetic line is that it can hold water, which can add weight or even freeze in cold weather, turning your winch in to a useless ice block. And while they may not store as much energy as steel cables, synthetic ropes can still whip around when they snap. It is important to note that not all synthetic lines are made equal and not all synthetic ropes will have these features.



*Synthetic ropes can snag on the corners of a roller fairlead, or on any burrs left behind by a roller fairlead that was previously matched with steel cable. Because of this, synthetic ropes should only be used with a Hawse fairlead.*



Continued on Page 5



Synthetic lines should also be properly maintained. Because grains of sand and dirt can work their way in to the rope's core, it is important to care for the line by spooling it out and washing it from time to time. This is especially important after using the rope in sandy or muddy conditions where abrasive material can work its way in to the rope, cutting at the core and weakening it from the inside out.

In the end, as long as they are in good condition, either style of rope will be able to do the job and recover your rig. It really comes down to personal preference and the terrain you traverse, as well as the level of maintenance you want to dedicate to your winch rope. Keep in mind that whatever rope you

ultimately choose, practicing safe winching techniques is just as important with synthetic rope as it is with wire cable. One great resource, *The Basic Guide To Winching Techniques*, is available on Warn's website: [http://www.warn.com/corporate/images/90/TechGuide\\_PN62885-A2.pdf](http://www.warn.com/corporate/images/90/TechGuide_PN62885-A2.pdf)

## Highline Run

Thirteen jeeps enjoyed the Highline Run April 1, 2015. The run first stopped and re-fenced the J&J mine for the 5th time, than progressed through the ups and downs of the Highline. Part of the group detoured to YouGo Falls where three jeeps did the Falls climb, while others watched. Club members made the run with no problems. An 18 year old guest, of one of the members' gave an impressive driving demonstration on her inaugural run. Thanks to Bob & Wanda Scholl for carrying the AED and to Bob Carson & Mike Yarhmarkt for tail gunning.

*Darryld Kautzmann, Trail Boss*



## J&J Mine Re-Fencing

Twenty two H4W Members spent time re-fencing the J&J Mine for the 5th time. The mine fence has been vandalized four times during the past 3 years. Each time H4W members take time and travel to fence, with BLM furnishing the materials, Members untangled the wires, drove new steel posts restrung the barbed wire and re-signed the site. In addition to re-fencing the 60 foot open shaft, the mine adit and upper air holes were re-fenced.

*Darryld Kautzmann, Trail Boss*



Today's

# News Herald

## Havasu 4 Wheelers fence off mine shaft

By CHRISTINA CALLOWAY TODAY'S NEWS-HERALD | Posted: Friday, April 10, 2015 11:24 pm



*Darryld Kautzmann & crew fencing off another dangerous mine shaft*

Members of the Havasu 4 Wheelers recently worked on fencing off another dangerous mine shaft just east of the city. Not everyone riding around town in ATVs is just having a good time; there is one local group who is turning four-wheeling into service. The Havasu 4 Wheelers, a 225 family member off-road club, recently fenced off another dangerous mine shaft just east of Lake Havasu City.

Eight members worked several hours re-fencing a deep vertical shaft at the J&J Mine, marking the fifth year the Havasu 4 Wheelers have worked to secure open vertical mine shafts near popular back country trails.

According to a press release from the club's Public Information Officer Bruce Speirs, the fencing process involved driving steel posts into the rocky ground and then stringing wire and warning signs. Speirs said the terrain featured difficult, steep slopes. But Speirs said the club isn't new to the area, as this was their fifth time fencing this area. "This is frustrating," said Darryl Kautzmann, team leader of the work party. "Someone keeps coming out and tearing down the fencing. This is a dangerous 100-foot deep shaft. These folks don't realize that their actions not only re-open the danger to the next passerby but it may prompt trail closures by the (Bureau of Land Management)."

Speirs said the club plans to regularly re-inspect not only the area but other local mine sites fenced off over the prior four years. He said the club wants the public to understand the importance of keeping the mine fencing secure. Abandoned mines present a major hazard to unsuspecting desert visitors and those who enter mine shafts risk suffocation from poison gases, injuries from falling down vertical mine shafts, cave-ins, and unstable wooden shoring, according to Speirs.

The effort has been conducted in coordination with the BLM Lake Havasu Field Office, and Tread Lightly, an off-road nonprofit organization with a mission to promote responsible outdoor recreation through ethics education and stewardship programs. Over the years, club members have donated their own time, vehicles, tools, and equipment to re-secure several mine shafts which are a remnant of Lake Havasu's history of gold and silver mine workings. The BLM provides the fencing materials for this important project.

"We coordinate our work with Assistant Field Manager Amanda Dodson," Kautzmann said. "This is all part of our mutually shared goal of making the desert safe for its visitors."

*Another wonderful desert conservation and trail maintenance effort by our folks. This effort was conducted as part of Darryld's Highline Run that day. They took an hour out of their fun 4X4 trek to perform this vital task. Here are the participants – Kautzmann, Choate, Robison, Wirick, Leipart, Scholl, Reister, Weller, Melton, Cummings, Olson, Ostwald, and Yahrmarkt.*



## Cherum Peak Hike / Chloride

On Friday, April 3rd, four vehicles with 6 members and 7 guests, left Terribles for Big Wash Road off Route 93 north of Kingman. We climbed the road to the top and went past the campgrounds to the trailhead for Cherum Peak, with many scenic views along the way. Everyone did some portion of the hike with most making it to the top. All enjoyed the many beautiful vistas along the way and near the top we had lunch. After our return, we all continued down the road to Chloride. Everyone did a great job with no problems and we arrived at the murals in good order. We all finished the day with refreshments at Yesterdays in Chloride. We stopped at the cemetery on the way out of town and spotted 3 deer as we left. Thank you to Brent Keller for being tail gunner.


*Steve Riley, Trail Boss*



Photos Provided By: Steve Riley



Just cuz you got lockers and your jeep can go everywhere means you should.



Did he have a spotter? Does this qualify for a Cow Bell? What level would you rate this run? How does the wife get out for a 10-100?



### Upcoming Club Runs (1-5 rating)

Check the Havasu 4 Wheelers Website for updates on runs  
[www.havasu4wheelers.org](http://www.havasu4wheelers.org)

Blanding, Utah ..... May 1st & 2nd  
Check Web Site for details, Bob & Janet Drew

Moab, Utah ..... May 4th – 8th  
Check Web Site for details, Mike & Cheryl MacLean

**Please Note:** Please be at the departure location  
20 minutes before the departure time.  
Call Trail Boss if you are unable to attend.

### Other Club Happen'ns

Morning Coffee ..... Mon.—Fri.  
8:00-9:00am, Kmart, Gene Hobday

H4W Board Meeting ..... May 18th  
4:00pm, Genealogy Library, 2126 N. McCulloch, Tom Christiansen

Men's Breakfast ..... May 21st  
8:00am, Bad Miguel's, 1841 Kiowa Blvd. Gary Wiskus

H4W Membership Meeting ..... May 21st  
7:00pm, Realtor's Hall, 2293 Swanson Ave., Tom Christiansen



## Ridges

We left Terribles near I-40 at 8:30am. We stopped at Maverick gas station in Bullhead city for gas, then on to Landon Road and our air down spot. The weather was good, sunny and a little cool. The wildflowers and flowering cactus were outstanding. After lunch at the corral, we headed to the ridges part of the run. The road seemed a little easier than in the past, and the scenery was beautiful. Our next stop was the bra tree, it has a lot of new items added in the past year, a lot of chuckles. We finished the run at silver creek road. Thanks to everyone who joined me, I had a great time. Thank you Tom Brown for tail gunning.

*Mike Yahrmarkt, Trail Boss*



Photos By: Rodger Melton (above) and Bruce Speirs (below)



*Our sincere condolences from the entire membership go out to Andy & Nancy Lucas with the passing of their Son....*

## Yellowstone Run

On April 30, four jeeps made a three hour run over the Yellowstone Trail. Starting from Havasu Heights turn off, the run went north down the gas line trail over a series of ups & downs. Turning west, the group entered the ups & downs and twists and turns visible south of I-40. Sandy climbs and narrow ridge tops challenged the jeeps. Stopping briefly at Goat Head the group proceeded south, then turning east on the Goat head cut across & ending back at Highway 95. Four donkeys were sighted. No problems were encountered. Thanks to Snake Williams for tail gunning.

*Darryld Kautzmann, Trail Boss*

**Seams Sew EZ**  
 Alterations  
 Connie Lind  
 Cell 951-312-5481  
 LHC 928-764-3244  
 www.SeamsSewEZ.com  
 Sewing and alterations for men, women and children

**Supply**  
 Ross & Marlene  
 Hobday  
 H4W MEMBERS  
 Since 1981  
 INDUSTRIAL & WELDING SUPPLY SOURCE  
 HVAC/R • Fasteners • Gages • Hoses • Welding Supplies  
 Motor & Tool Sales/Repair • Bldg. Hardware • Work Clothing  
 1081 N. Lake Havasu Ave. Lake Havasu City, AZ 86403  
 (928) 453-3185 • 1-800-593-2074 • Fax (928) 453-6560  
 rosshobday@absupplyaz.com • www.absupplyaz.com

**Peggy's RISE Cafe**  
 1584 Countryside Ave.  
 Lake Havasu City, AZ 86403  
 PEGGY GERCHMAN  
 (928) 854-1088





Photo By: Wanda Scholl

## Highway Clean-up

April 16, 2015

**S**ixteen volunteers showed up on a cool windy day to do highway cleanup. We collected 23 bags of trash in our 2 mile area. We had a safety briefing and I warned the crew to watch for snakes, and sure enough, Kathlyn Spiers encountered a rattle snake in the first bush she looked in. We snacked on donuts and fruit, and we were finished by 11:00am. Thanks to a great group. Good job!

*Mike Yahumarkt, Trash Master*

When you purchase services or merchandise from our advertisers, please make them aware that you are from the Havasu 4 Wheelers. This is the only way they know that you ... *Support Our Advertisers*

**BAD MIGUELS**  
 1841 N. Kiowa Blvd.  
 (BETWEEN FOOD CITY & STAPLES)  
 Mon - Thru 7:00am - 8:30pm    Fri - Sat 7:00am - 9:00pm  
 Sunday 7:00am - 3:00pm  
 Call: 928/680-0201

**LYNETTE FISHER**  
 Associate Broker  
 Direct: (928) 505-HOME(4663)  
 Toll Free: (866)473-5542  
 Fax: (928)505-4649  
 lynette@lynettefisher.com  
 www.lynettefisher.com  
**LYNETTE FISHER'S Team One**  
 1990 N. McCulloch Blvd., Ste 109 Lake Havasu City, AZ 86403  
 (Corner of Smoketree Ave/Swanson Ave)  
**KELLER WILLIAMS**  
 Arizona Living Realty

**DOREEN CASTELS**  
 Owner - Manager  
**Bridge Travel Center, Inc.**  
  
 (928) 855-7900    FAX (928) 855-5353  
 30 S. Acoma Blvd.    Suite 104  
 Lake Havasu City, AZ    86403

## "Sunshine"

If you know of anyone in the club who might need some cheering up, please contact Trish Reister at [trishreister@gmail.com](mailto:trishreister@gmail.com). She will be happy to send cards on behalf of the entire *Havasu 4 Wheelers* membership. ❖

AND...  
The winning  
number is...

April's 50/50  
Winner was



**Way To Go!**

Bob  
Scholl  
\$120.50

**CHECK US OUT**

You'll Save  
With Us!

~ SHOP LAKE HAVASU CITY ~  
PHOENIX & VEGAS ALREADY HAVE ENOUGH BUSINESS!



**GET IT IN GEAR**  
TRANSMISSIONS  
HavasuTrans.com

*Shift happens!*

2213 W. ACOMA BLVD  
LAKE HAVASU - AZ 86403  
[WWW.HAVASUTRANS.COM](http://WWW.HAVASUTRANS.COM)  
[GETITINGEAR@HOTMAIL.COM](mailto:GETITINGEAR@HOTMAIL.COM)

**BILL POWELL**  
928-855-0161

**I GET BY**  
*with a little*  
help  
...FROM MY...  
**FRIENDS**

I just wanted to give a big shout-out to the H4W for helping me when my jeep broke down on a recent run to Burro Canyon. The control arm bracket on my jeep's rear axle broke off, making the jeep unstable for driving. Thanks to John Strong, Scott Bare, Roger Melton and others who helped strap-up the rear axle to stabilize it, so I could get back to the highway. Thanks also to Chuck Jackson and Mike MacLean who trailered my jeep home. Just another day for the H4W, keeping everyone safe and leaving no wheels left behind. Thanks to everyone who helped,

*Steve Wirick*

**SCOTTY'S**  
BROASTED  
CHICKEN & RIBS  
Lake Havasu City & Kingman

Broasted Chicken Has Up To 40.5% Less Fat

Our Hours Are:  
Tue-Sat: 11:00 am - 8:00 pm  
Sun-Mon: 11:00 am - 7:00

27.1% Less Calories Than The 2 Major Chicken Brands

ESTABLISHED IN 1991

**GENUINE BROASTED CHICKEN & RIBS**  
*All Our Food Is Cooked To Order, Not Cooked Ahead*  
Homemade Food • Assortment of Fried Foods • Homemade Desserts  
Beer & Wine • 100% Cholesterol Free Oil

Lake Havasu City, AZ...410 El Camino Way Phone: 928-680-4441



# Black Inky

7 twelve jeeps, 18 members and two guests took part in the April 14 Black Inky Run. On the drive into the canyon, several miles of Ocotellos where in full bloom. The group entered Walnut Canyon and began the run from west to east. The run had never been done from this direction, and proved to be more challenging.

Several miles into the run the Trial Boss spun out a steep, loose shale slope. Lockers did not help. (Yes this time it was in 4 wheel drive.) Mid Safety officer Bruce Speirs suggested trying Ladell Olson's go around, which was successfully climbed by all. The run progressed over rocky, narrow, shelf trails. Dropping down the east side, the Trail Boss turn a sharp curve, clipped a boulder and threw the left rear tire off the rim. At the suggestion of Mike Mrozoski , before removing the tire, the jeep was jacked up and the tire was successfully aired back up.

Finishing early the group next detoured thee miles to the Survivalist Camp, where Bruce Speirs showed the storage bunker, the old Camp Office and gave a history of the camp.

On the way out, the run stopped to view a wall with pictographs., when it was discovered that the front track arm had broken off of one of the jeeps. The end of the track arm was driven back into the holder, a screw driver inserted, and wired to hold it in place. The crippled jeep was than driven sixty two miles, at forty miles an hour back to Lake Havasu with no problems.

Thanks to Bruce Speirs for carrying the AED and acting as Mid Safety Officer, to Mike Yarhmartd for Tail Gunning and to all of the participants for their suggestions and help.

*Darryld Kautzmann, Trail Boss*



Photos By: Bruce Speirs

**PETS IN PARADISE RESORT**  
**BOARDING & GROOMING**  
 BUS: 928.453.1880  
 FAX: 928.453.1881  
 CELL: 816.456.2244  
 PETSINPARADISE@FRONTIER.COM  
 FACEBOOK.COM/PETS-IN-PARADISE-RESORT  
 RON & PATTY HOLDER  
 3841 CHEMEHUEVI BLVD # LAKE HAVASU CITY, AZ 86406

**Place To Be**  
*City Style Bistro*  
 Lake Havasu City, AZ  
 171 Swanson Ave. Ste. 100 928/453-8339  
 Lake Havasu City, AZ 86403

**HAVASU QUILTS**  
 www.havasuquilt.com  
 Kim Pebley  
 PO Box 1339  
 Lake Havasu City AZ 86403  
 Kim@havasuquilt.com  
 928-221-8114

*Like a good neighbor,  
 State Farm is there.®*

**ALEX ROSS**  
 Agent, H4W Member

2138 McCulloch Boulevard  
 Lake Havasu City, AZ 86403  
 (928) 855-ROSS (7677)  
 Fax: (928) 855-2539

STATE FARM INSURANCE CO.  
 HOME OFFICE: BLOOMINGTON, IL

**CARQUEST**

**JACK'S  
 AUTO PARTS &  
 MACHINE SHOP**

OPEN 6 DAYS - MON THRU SAT

**855-3011**  
 1551 Palo Verde S.

For All Your  
 Auto Parts & Paint Needs  
 We Are ASE Certified  
 Paint Specialist

**HIM** **Havasu Iron & Metal** (928) 855-6344  
 Established 1973  
 H4W Member

**STEEL DISTRIBUTORS**  
 Rebar • Channel • Angle • Strap • Plate • Pipe  
 Beam • Tubing • Ornamental Iron Supplies

**ALUMINUM/STAINLESS DISTRIBUTORS**  
 Angle • Channel • Strap • Tubing • Sheet Plate  
 Shearing • Sawing • Rebar Fab • Hole Punching

**1909 COMMANDER DRIVE  
 LAKE HAVASU CITY, AZ 86403**



May 22nd

Happy 66th Anniversary B.J. & Jean Buckhout

**DIZCLAIMER**  
 Spellum errurrrs, mizpelled namez & mizuse of Ingalish are the responsibility of Spell Chuck & the board of directors who push to got thiz thing out on time. The editors 'aint gon'na be held liable. If, in readin this newsletter, you get the message, be satisfied with what ya got!



# THE DOCTOR IS IN



Cards have gone out to Ron Satterfield who is recovering from surgery and to Jay Wolcott while he is in California for treatment. Hope to see you both back on the trails soon.

## Havasu 4 Wheelers Supports the Community

A subject with merit, and worthy of mentioning, is the donations we are able to give to very deserving charitable organizations here in our community.

Normally you, the members, choose by ballot which three charities the H4W's will support for the year. This year we had a tie in voting numbers, therefore the following four charities will receive our support with an equal amount of revenue, they are:

- ◆ (#1) Hospice of Havasu,
- ◆ (#2) Meals on Wheels,
- ◆ (tied) Alzheimer/Dementia Connection
- ◆ (tied) Food for Kidz.

Each organization will receive a check in the amount of \$435.00.

**THE LOWEST PRICES ON THE BEST BRANDS**

MICHELIN BFGoodrich GOODYEAR PIRELLI FALKEN Continental YOKOHAMA BRIDGESTONE

**PERIOD.**

**DISCOUNT TIRE .com**

LAKE HAVASU CITY • 255 Lake Havasu Ave. N.  
 928-854-5055 M-F: 8:00-6, SAT.: 8:00-5



**Mirage**  
 POOL & SPA • SERVICE & REPAIR  
 928.505.2826  
 Call For A Free Estimate  
 Jody & Holly Christensen  
 Serving Havasu Since 1995 • Licensed & Insured



Did you know.....

The Jeep was designed by the Bantam Car Company for the Army at the beginning of WWII but other than the 2,700 initial prototypes delivered for testing, they never built any "standard" military jeeps. The Army considered Bantam's manufacturing capability insufficient so Willy's-Overland and Ford were contracted and produced all 647,925 military jeeps. Pictured is a rare Bantam produced jeep.



Thanks to Bruce Speirs

**STOP IN &  
SAVE**

**- SUPPORT OUR ADVERTISERS -  
THEY HELP MAKE YOUR CLUB NEWSLETTER POSSIBLE!**



**DONE RIGHT**

**AUTO, RV AND A/C**

**CHET ERICKSON  
OWNER**

**ASE  
CERTIFIED**

**AMSOIL**

SHOP 1880 HOLLY AVE · LAKE HAVASU, AZ FAX  
928-855-1200 928-855-7511

**BARTLETT TOURS**

3613 Yucca Lane  
Lake Havasu City, AZ 86404  
(928) 680-4142  
Mike & Leeann Keys  
www.BartlettTours.com

**BUS TOURS & GROUP CRUISES  
leaving from LHC**

**SO CARIBBRAN CRUISE**  
10 DAYS  
Jan 22-31, 2016  
Visit our Web Site  
for our full schedule  
www.BartlettTours.com

**Taco Hacienda**

**Buy 1 Combo or  
Specialty Meal,  
get 1 for \$1.00**

2200 MESQUITE AVENUE  
LAKE HAVASU CITY, AZ 86403  
(928) 855-8932

FAX (928) 855-5288

**Do it Best HAVASU HARDWARE**

**Mon — Fri  
8 — 6**

**Open 7 Days  
855-2120**

**Saturday 8-5  
Sunday 9-3**

Shop online at: [havasu.doitbest.com](http://havasu.doitbest.com)

2059 McCulloch Blvd. .... Lake Havasu City, AZ

**Schlotzsky's**

EVERY BITE  
LOTZ BETTER

**CINNABON**

2144 McCulloch Blvd.  
Lake Havasu City  
928/852-2144

Hours: Mon - Sat. 7:30am-9:pm, Sun. 10:am-8:pm  
Call us for Special Orders: 928/854-2144  
We can have it ready at sunrise!

Be safe out there "Four Wheeling Fun"  
Ask for foil wrap on some items,  
to re-heat on your Jeep's Engine  
Bottled Water & other drinks to go, \$1.00 each  
Convenient drive up-pick up and off you go!

Bagged Ice available FREE for  
Havasu 4 Wheelers!

Large Group Accommodations & Catering  
Sandwich & Wrap Trays, Salads too  
Full Bar - Beer & Cocktails  
Make Schlotzsky's your meeting place



## Safety Rant of the Month -

"Oh where oh where has my little dog gone, oh where oh where can he be, oh now I remember he jumped in the jeep, he's gone four wheeling with me!"

Lots of people have pets - the most common being cats or dogs with the most frequently encountered when wheeling is the dog. While they are man's best friend we need to remember that we brought them along so therefore we are responsible for their wellbeing and safety. While a helmet and fire suit may not be necessary while in the jeep they must be controlled while out of it. Keep them on a leash for their own safety and the comfort of other 4 wheelers (I just can't believe people get upset when a dog sticks his head in their lunch box, jumps on them with dirty feet, or uses their tire as a urinal). Plus a loose dog dashing about is a hazard to all when jeeps are maneuvering. And the old "sticking the nose into every bush" frenzy could likely result in a find of something very nasty.

Our area is known for rattlesnakes so for those of you who frequent the outdoors with their dogs you may want to check with the local vets to see if they stock anti-venom. It's expensive and has a short shelf life so its unknown if any LHC vet may routinely stock it. If not you may have to go to Kingman or Bullhead - Best to call around now to find out. Also Red Rock Biologics offers a vaccine to defend your dog by creating an immunity that works right away to help neutralize the toxins. Here's a link - <http://www.redrockbiologics.com/>

Coyotes are out and you're in their "house" when in the boonies. Coyotes can and do kill dogs using the pack technique of calling a dog out and then they all gang in. Also cactus is bad on the snout and feet so carry a small pair of needle nose pliers. They also work on your two legged buddies too.

**JEEP ACCESSORIES**  
**LIFT KITS & GEAR LOCKERS**

POISON SPYDER  
CUSTOMS

RUBICON  
ACCESS



**Jeep Specialist**  
**Accurate**  
**AUTO CARE**  
**AND ALIGNMENT**



**\$30 off**  
any purchase or  
service over \$250  
Cannot be combined with any other offer.

**2950 Sweetwater Ave**  
**928-680-4046**

**ASE**  
CERTIFIED  
FACTORY TRAINED  
& CERTIFIED





# May 2015



**Sun**

**Mon**





**Tue**

**Wed**

**Thu**

**Fri**

**Sat**

					1 Leroy Larsen Jack Stalma	2
3	4 Karen Dickinson Renee Fleenor Reda Trumbo	5 Donna Warren 	6	7	8 Peggy Hamilton Denis Lein	9 Cal Bowman
10 	11 Carolyn Jones Rodger Melton	12 Meg Bowman	13 Marv Adams	14 Paul Hetzer	15 Rodger Delk Sheila Keller	16 
17 Dave Jewell	18 Cindy Egilske Dick Thomas	19	20	21 Mary Peters Dena West	22 Linda Brink Randy Harrison Mike Kunz	23
24 Hardy Edmonson Judy Edwards	25 Anna Hofstetter 	26 Jim Bowen	27 John Greb	28 Julie Jackson	29 Joan Weller	30 Gene Ostwald
31 Bill Mitschele	<p><b>If your Birthday or Anniversary is not listed or listed on the wrong date, please let me know so I can correct my records. Thanks, Wanda</b></p>					

**Egilske's - H4W "Club Stuff"**  
**"American-Made-Appeal"**

**May Anniversaries**



- 1st - Darryld & Jo Dutton
- 4th - Cal & Meg Bowman
- 8th - Steve & Kathy Perry
- 12th - Preston & Dana Gleason
- 13th - Early & Dena West
- 15th - Jim & Jane Bowen
- 16th - Mike & Sandra Shaw
- 17th - Jim & Sherry Joubret
- 18th - Phil & Pattie Hatch
- 22nd - B.J. & Jean Buckhout
- 22nd - Jim & Branda Reed
- 24th - Chuck & Betsy Behnke
- 26th - Alex & Cinda Ross



## Havasu 4 Wheelers

Monthly meetings are held the 4th Thursday of the month starting  
at 7:00pm at:  
Realtors Center  
2293 Swanson Avenue  
Lake Havasu City, Arizona

### 2015/2016 Executive Officers:

President..... Tom Christiansen  
Vice President..... Mike Yahrmarkt  
Secretary..... Vickie Harrison  
Treasurer..... Lynn Leher

### Voting Members:

At Large.....Janet Drew. Membership:  
John Strong, Past President; Jim Bowen,  
Garnett Collings and Jerry Kuhnle

### Committees:

Advertising..... Don Leher & Alex Ross  
Audit.....Mark Corder  
By-Laws.....Steve Riley  
Community Service.....Margie Christiansen  
Conservation.....Jim Bowen  
Desert Clean-Up .....Mike Yahrmarkt  
Events.....Rodger & Diana Delk  
50/50.....Mike MacLean  
Highway Cleanup.....Mike Yahrmarkt  
Historian.....Connie Hoppe  
Merchandise.....Joe & Cindy Egilske  
Membership.....Janet Drew  
Newsletter Editor.....Bob & Wanda Scholl  
Public Information.....Bruce Speirs  
Runs.....John Strong  
Safety.....Bob Drew  
Sunshine.....Trish Reister  
Turkey Roast.....Jim & Joanne Malara  
Webmaster.....Roger Allen  
Yard Sale.....Paul & Joyce Stephens



# BIG TIRES

THE TEAM YOU TRUST®

1625 COUNTRYSHIRE • 928-680-7555

# ELEVATE YOUR RIDE

Lift Kits, Accessories & More



ALIGNMENTS • BRAKES  
SHOCKS • STRUTS  
A/C SERVICE  
OIL CHANGES  
SUSPENSION  
ROUTINE MAINTENANCE  
TIRE SERVICE & REPAIR

# ANDERSON

The Winning Team!



Authorized Service Center



WWW.andersondeals.com

"THE COLORADO RIVER HOME FOR ALL YOUR JEEP NEEDS"



855-4404

1675 MESQUITE AVE.  
LAKE HAVASU CITY

"RATED THE BEST  
BY OUR CUSTOMERS"

KEN & TINA BONSANG

## CUTTING EDGE MASONRY

Specializing In  
RESIDENTIAL & COMMERCIAL  
Licensed • Bonded • Insured

505-0233


Ted Palme - General Contractor





Havasu Four Wheelers  
 PO Box 1486  
 Lake Havasu City, AZ. 86405

PRSR STD  
 U.S. POSTAGE PAID  
 LAKE HAVASU CITY, AZ  
 PERMIT NO. 235



**- HAVASU 4 WHEELERS TRAIL RATINGS -**

- Mandatory Vehicle Equipment - All vehicles on H4W runs must be 4-wheel drive & equipped with a CB radio, fire extinguisher, first aid kit, tow straps, and front and rear tow hooks or safe hitching point ..... all in working order.

RATING	DESCRIPTION
1	<b>EASIEST:</b> Passable by stock vehicles. Gentle fairly wide grades.
2	<b>EASY:</b> Use of 2 wheel and some 4-wheel drive. Trail may have some rocks, loose road surface, and ruts but a reasonable line for driving.
3	<b>EASIEST MODERATE:</b> 4-wheel drive with aggressive tire treads. Expect a rough road with rocks and sand that requires lower tire pressure. Substantial sections of single lane.
3¼	<b>MODERATE:</b> Some 4 wheel driving experience needed. Same as above with some use of high and low range gearing. These trails have a rough, rutted surface, rocks and deep sand. Sections may be steep enough to cause traction problems, narrow shelf roads with steep drop-offs and tight clearance between rocks.
3½	<b>HARDER MODERATE:</b> For experienced drivers. At least a 2" lift and 33' tires with aggressive tire tread, one locked differential, high and low range gearing. Potentially dangerous, large rocks, ruts, steep slopes, loose surface and narrow clearances that need to be negotiated.
3¾	<b>HARDEST MODERATE:</b> Skilled experienced drivers only. Same as above with both differentials locked, some strapping/winchng. Very challenging sections, extremely steep grades, loose surfaces, large rocks, deep ruts and tight clearances.
4	<b>DIFFICULT:</b> Highly skilled experienced drivers only. Same as above with belly up, 4 to 1 transfer case or equivalent, skid plates, beefed up axles and suspension system. Probable strapping/winchng. Vehicle width and wheelbase should be considered. Possible body damage.
5	<b>HARD:</b> All of the above. Probable body damage.

**HAVASU 4 WHEELERS, PROUD MEMBERS**

