

RESOURCE: 12 SIGHT WORDS + 120 SENTENCES

SIGHT WORDS AND SENTENCES

READING FLUENCY



SIGHT WORD FOR TRACING SET 3

you

SIGHT WORD FOR TRACING SET 3

and

www.readingeggs.com

SIGHT WORD FLASHCARD FOR SET 2

SIGHT WORD FLASHCARD FOR SET 2

the

SIGHT WORD FLASHCARD FOR SET 2

nap.

ran.

I sat

I can see the mud.

SET 3 • SIGHT WORDS TRACING

STORY 11

I bat.

STORY 21

I am fit.

STORY 12

I am nap.

STORY 22

I am hot.

STORY 13

I am ran.

STORY 23

I am sad.

STORY 14

I sat

STORY 24

I am

SET 1 • STORIES 1 AND 2



BROUGHT TO YOU BY THE **TEACH WITH READING EGGS** TEAM

LEARNING TO READ WITH READING EGGS

Thank you for choosing this **Reading Eggs** packet. At **Reading Eggs** we know that there are many skills children need to achieve reading success. Research shows that a crucial early part of the reading journey is learning high-frequency sight words. High-frequency sight words are words that children will come across most frequently when reading and are difficult to phonetically decode. The first 100 sight words make up more than 50% of most early reader texts. Recognising sight words is key for learning to read! Knowing sight words helps

- ✓ reading fluency
- ✓ reading comprehension
- ✓ build confidence in learning to read.

Our series of sight words books combine these high-frequency sight words + phonically decodable words to unlock the magic of reading. This packet focuses on 12 high-frequency sight words with 30 short stories. Each story has four sentences that gradually increase in complexity. Best of all, the 120 sentences can be read again and again. You will notice that the sight words are colour coded and each sentence shows a sight word in its feature colour. This is to help with sight word recognition.



WHY HIGH-FREQUENCY SIGHT WORDS?

Fluency is the ability to read well with accuracy and expression. Children who read fluently are not struggling to sound out each word. They are recognising words and reading with understanding. To do this, they need to recognise high-frequency words at sight. Being able to recognise these words at sight helps children read for meaning with better understanding.

The **Reading Eggs** team are passionate about helping children learn to read so we're always adding resources to help at home and in the classroom. To find more resources for reading and other key reading skills visit **Teach with Reading Eggs on Teachers Pay Teachers**.

Katy Pike
**Katy Pike and
The Reading Eggs Team**

Happy
Eggsploring!



I know how much you care about giving your child a great start in reading, because I had the EXACT same feeling, too. I remember life before Reading Eggs. Like you, I was determined to give my four kids the BEST start in life, and that meant helping them learn to read.

The problem was that reading is complicated. There are so many skills they need to learn. From phonological awareness, phonics, sight words and vocabulary to comprehension and fluency; it's hard to know where to start. And most children need lots of time and a whole lot of repetition to get all these skills in place. If you're busy, this can get very challenging very quickly.

We knew there had to be an easier way. So I used my 25 years of experience in educational publishing, along with the most solid scientific research on reading instruction and child motivation, to create the online Reading Eggs program. This reading program completely transformed the way millions of children around the world learned to read. 10 MILLION children to be exact (and counting)!

Reading Eggs works because it's built on the five pillars for reading success. The program is used in thousands of schools because it's so effective. And kids love it. And you will too as you watch children make real progress in the most important skill they need for future academic success.

I hope you enjoy the reading journey,

Katy Pike



WHERE CHILDREN BECOME GREAT READERS!

The online reading program for 2–13 year olds.

Reading Eggs is the multi-award winning reading program that has been used by over 10 million children worldwide. Children have fun learning **phonics and essential reading skills** with interactive games, activities, and e-books.

Over 91% of parents using **Reading Eggs** report a noticeable improvement within weeks.



For 2 to 13 year olds



Ages 2–4

First Steps

Delight your toddler with fun games and activities that build alphabet knowledge and ready-to-read skills.



Ages 3–7

Learning to Read

Children follow structured, one-on-one lessons that teach phonics, sight words and reading skills.



Ages 7–13

Building Confidence

Older children can continue building key literacy skills that will help them succeed.



www.readingeggs.com

READING EGGS AT HOME

It's so easy to get started with **Reading Eggs**.

1 Placement test

Have your child take the **Reading Eggs** placement test. This will ensure your child begins at the appropriate level. Let the reading begin!



2 120 Reading lessons

Your child can be starting their personalised reading journey in minutes and with 120 lessons, games, songs and hundreds of books, you know they will be on the right track to reading success.



3 Printable pages

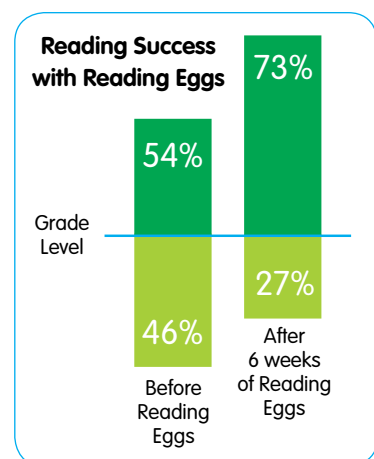
Worksheets and teaching notes are available for every lesson.



SCIENTIFICALLY PROVEN TO WORK!

In an independent study conducted in 2017, students using **Reading Eggs** outperformed students that didn't use the program. Student engagement with the program was high because of the variety of lessons, fun activities, songs, and rewards.

Students using **Reading Eggs** for 60 minutes per week made significant improvements in their phonics skills, reading levels, and reading proficiency. In fact, 93% of students increased at least one reading level over the six weeks.



HOW TO USE

With these cards you can print, laminate, cut and start using them right away.

What's included?

- ✓ 12 × sight words tracing cards
- ✓ 12 × sight words flashcards
- ✓ 120 × sentence strips
- ✓ Teacher tracking chart

Setting it up

- 1 Print pages 6–41 single sided.
- 2 Laminate each page for durability.
- 3 Cut along the dotted lines to make the flashcards, tracing cards and sentence strips.
- 4 Use resealable bags to keep the sight words cards with the matching sentences.
- 5 Always use one set at a time.



Notes for printing

These also work well printed in the grayscale to save on colour ink.

TEACHING IDEAS

- 1 Start with the tracing cards. Use playdough or clay to build sight words or colour with non-toxic washable paints or washable markers. If your students like getting their hands dirty, shaving foam or slime are great outdoor activities for sight words.



- 2 Firstly, you can show each sight word flash card, on pages 7 and 8. Then practise reading the sentences one at a time. Use the tracking sheets on pages 39–43 to assess your students reading fluency and knowledge of the 12 sight words.



- 3 The flashcards can also be used with magnetic letters to copy words. Do letter hunts and spell out sight words using old newspapers, catalogues and magazines. Be sure to say the word each time it is made.
- 4 Ask students to draw illustrations to match the sentences. This helps check comprehension and understanding. Be sure to get them to practice writing the sentence too!

RESOURCE LISTING

Set	Sight words	Story	No.	Sentence
1	I, am, at, a	1	1	I bat.
1	I, am, at, a	1	2	I nap.
1	I, am, at, a	1	3	I ran.
1	I, am, at, a	1	4	I sat.
1	I, am, at, a	2	5	I am fit.
1	I, am, at, a	2	6	I am hot.
1	I, am, at, a	2	7	I am sad.
1	I, am, at, a	2	8	I am six.
1	I, am, at, a	3	9	I am a cat.
1	I, am, at, a	3	10	I am a hen.
1	I, am, at, a	3	11	I am a fox.
1	I, am, at, a	3	12	I am a pup.
1	I, am, at, a	4	13	I am a fat cat.
1	I, am, at, a	4	14	I am a sad bat.
1	I, am, at, a	4	15	I am a red hen.
1	I, am, at, a	4	16	I am a wet rat.
1	I, am, at, a	5	17	A cat at a mat.
1	I, am, at, a	5	18	A fat cat sat at a mat.
1	I, am, at, a	5	19	A rat at a mat.
1	I, am, at, a	5	20	A bat sat at a mat.
2	an, can, see, the	6	21	I can bat.
2	an, can, see, the	6	22	I can cut.
2	an, can, see, the	6	23	I can sit.
2	an, can, see, the	6	24	I can hop.
2	an, can, see, the	7	25	I can pat.
2	an, can, see, the	7	26	I can pat a bat.
2	an, can, see, the	7	27	I can pat a cat.
2	an, can, see, the	7	28	I can pat a rat.
2	an, can, see, the	8	29	I can see.
2	an, can, see, the	8	30	I see an ant.
2	an, can, see, the	8	31	I can see ham.
2	an, can, see, the	8	32	I can see a bat.
2	an, can, see, the	9	33	I can see a cap.
2	an, can, see, the	9	34	I can see a fan.
2	an, can, see, the	9	35	I can see a hat.
2	an, can, see, the	9	36	I can see the man.
2	an, can, see, the	10	37	I can see the map.
2	an, can, see, the	10	38	I can see the fig.
2	an, can, see, the	10	39	I can see the rug.
2	an, can, see, the	10	40	I can see the mop.

RESOURCE LISTING (CONT)

Set	Sight words	Story	No.	Sentence
2	an, can, see, the	11	41	I can see the sun.
2	an, can, see, the	11	42	I can see the mud.
2	an, can, see, the	11	43	I can see the jar.
2	an, can, see, the	11	44	I can see the box.
2	an, can, see, the	12	45	I can see a red bed.
2	an, can, see, the	12	46	I can see six men.
2	an, can, see, the	12	47	I can see a big pin.
2	an, can, see, the	12	48	I can see the hot pot.
2	an, can, see, the	13	49	The dog can see.
2	an, can, see, the	13	50	The dog can see mud.
2	an, can, see, the	13	51	The dog can see a cat.
2	an, can, see, the	13	52	The cat can see a rat.
2	an, can, see, the	14	53	See the van.
2	an, can, see, the	14	54	See the lid.
2	an, can, see, the	14	55	See the box.
2	an, can, see, the	14	56	See the jam.
2	an, can, see, the	15	57	Can the ant see?
2	an, can, see, the	15	58	Can the ant sit?
2	an, can, see, the	15	59	Can an ant hop?
2	an, can, see, the	15	60	Can I pet an ant?
2	an, can, see, the	16	61	An ant can see.
2	an, can, see, the	16	62	An ant can sit.
2	an, can, see, the	16	63	An ant can run.
2	an, can, see, the	16	64	An ant can bat.
2	an, can, see, the	17	65	I can win.
2	an, can, see, the	17	66	An ant can win.
2	an, can, see, the	17	67	A pet can win.
2	an, can, see, the	17	68	The men can win.
2	an, can, see, the	18	69	See the red cap.
2	an, can, see, the	18	70	See the hot cat.
2	an, can, see, the	18	71	See the cat nap.
2	an, can, see, the	18	72	See the band!
2	an, can, see, the	19	73	See the top.
2	an, can, see, the	19	74	I can see the top.
2	an, can, see, the	19	75	I can see a hut at the top.
2	an, can, see, the	19	76	I am at the top.
3	you, and, in, had	20	77	Can you see the map?
3	you, and, in, had	20	78	Can you see an ant?
3	you, and, in, had	20	79	Can you see a fan?
3	you, and, in, had	20	80	Can you see the cat and the bat?

RESOURCE LISTING (CONT)

Set	Sight words	Story	No.	Sentence
3	you, and, in, had	21	81	Can you see the sad cat?
3	you, and, in, had	21	82	Can you see the big map?
3	you, and, in, had	21	83	Can you see the red mat?
3	you, and, in, had	21	84	Can you see ham in the hot pan?
3	you, and, in, had	22	85	I had ham!
3	you, and, in, had	22	86	I had a fan.
3	you, and, in, had	22	87	I had a hat.
3	you, and, in, had	22	88	I had a map.
3	you, and, in, had	23	89	I had a red fan.
3	you, and, in, had	23	90	I had a cat in a hat.
3	you, and, in, had	23	91	I had a hat and a cap.
3	you, and, in, had	23	92	I had a map in my van.
3	you, and, in, had	24	93	I can see you in the box.
3	you, and, in, had	24	94	I can see you in the band!
3	you, and, in, had	24	95	I can see you and a bat in a van.
3	you, and, in, had	24	96	I can see you and a rat in a hat.
3	you, and, in, had	25	97	Dad pats a bat and a rat.
3	you, and, in, had	25	98	Sam pats a rat and a bat.
3	you, and, in, had	25	99	Meg pats the fat cat and a bat.
3	you, and, in, had	25	100	Dan pats six cats and six rats.
3	you, and, in, had	26	101	You had a map.
3	you, and, in, had	26	102	You had a map in the van.
3	you, and, in, had	26	103	I cat had a map.
3	you, and, in, had	26	104	You and I had a map.
3	you, and, in, had	27	105	The man had a cat.
3	you, and, in, had	27	106	The cat had a hat.
3	you, and, in, had	27	107	The man had six cats.
3	you, and, in, had	27	108	The man and the cats had a nap.
3	you, and, in, had	28	109	Zap the rat and Ned the ted sat.
3	you, and, in, had	28	110	Zap the rat had ham and jam.
3	you, and, in, had	28	111	Can you see the ham and the jam?
3	you, and, in, had	28	112	Can you see the mug and the cup?
3	you, and, in, had	29	113	You and I can run.
3	you, and, in, had	29	114	You and I had fun.
3	you, and, in, had	29	115	You and I sat in the sand.
3	you, and, in, had	29	116	You and I had fun in the sun.
3	you, and, in, had	30	117	Six figs in the pot.
3	you, and, in, had	30	118	Mix the figs in the pot.
3	you, and, in, had	30	119	See the figs in the hot pot.
3	you, and, in, had	30	120	Yum! Fig jam in the pot!

SET 1 • SIGHT WORDS TRACING CARDS

SIGHT WORD FOR TRACING SET 1

arm

SIGHT WORD FOR TRACING SET 1

a

SIGHT WORD FOR TRACING SET 1

I

SIGHT WORD FOR TRACING SET 1

at

SET 2 • SIGHT WORDS TRACING CARDS

SIGHT WORD FOR TRACING SET 2

can

SIGHT WORD FOR TRACING SET 2

the

SIGHT WORD FOR TRACING SET 2

an

SIGHT WORD FOR TRACING SET 2

see

SET 3 • SIGHT WORDS TRACING CARDS

SIGHT WORD FOR TRACING SET 3

and

SIGHT WORD FOR TRACING SET 3

had

SIGHT WORD FOR TRACING SET 3

you

SIGHT WORD FOR TRACING SET 3

in

SET 1 • SIGHT WORDS FLASHCARDS

SIGHT WORD FLASHCARD FOR SET 1

arm

SIGHT WORD FLASHCARD FOR SET 1

a

SIGHT WORD FLASHCARD FOR SET 1

I

SIGHT WORD FLASHCARD FOR SET 1

at

SET 2 • SIGHT WORDS FLASHCARDS

SIGHT WORD FLASHCARD FOR SET 2

can

SIGHT WORD FLASHCARD FOR SET 2

the

SIGHT WORD FLASHCARD FOR SET 2

an

SIGHT WORD FLASHCARD FOR SET 2

see

SET 3 • SIGHT WORDS FLASHCARDS

SIGHT WORD FLASHCARD FOR SET 3

and

SIGHT WORD FLASHCARD FOR SET 3

had

SIGHT WORD FLASHCARD FOR SET 3

you

SIGHT WORD FLASHCARD FOR SET 3

in

STORY 2.1

I am fit.

STORY 2.2

I am hot.

STORY 2.3

I am sad.

STORY 2.4

I am six.

STORY 1.1

I bat.

STORY 1.2

I nap.

STORY 1.3

I ran.

STORY 1.4

I sat.

STORY 3.1

I am a cat.

STORY 4.1

I am a fat cat.

STORY 3.2

I am a hen.

STORY 4.2

I am a sad bat.

STORY 3.3

I am a fox.

STORY 4.3

I am a red hen.

STORY 3.4

I am a pup.

STORY 4.4

I am a wet rat.

STORY 5.1

A cat at a mat.

STORY 5.2

A fat cat sat at a mat.

STORY 5.3

A rat at a mat.

STORY 5.4

A bat sat at a mat

STORY 6.1

I can bat.

STORY 7.1

I can pat.

STORY 6.2

I can cut.

STORY 7.2

I can pat a bat.

STORY 6.3

I can sit.

STORY 7.3

I can pat a cat.

STORY 6.4

I can hop.

STORY 7.4

I can pat a rat.

STORY 8.1

I can see.

STORY 9.1

I can see a cap.

STORY 8.2

I can see an ant.

STORY 9.2

I can see a fan.

STORY 8.3

I can see ham.

STORY 9.3

I can see a hat.

STORY 8.4

I can see a bat.

STORY 9.4

I can see the man.

STORY 10.1

I can see the map.

STORY 10.2

I can see the fig.

STORY 10.3

I can see the rug.

STORY 10.4

I can see the mop.

STORY II.1

I can see the sun.

STORY II.2

I can see the mud.

STORY II.3

I can see the jar.

STORY II.4

I can see the box.

STORY 12.1

I can see a red bed.

STORY 12.2

I can see a six men.

STORY 12.3

I can see a big pin.

STORY 12.4

I can see the hot pot.

STORY 13.1

The dog can see.

STORY 13.2

The dog can see mud.

STORY 13.3

The dog can see a cat.

STORY 13.4

The cat can see a rat.

STORY 14.1

See the van.

STORY 15.1

Can the ant see?

STORY 14.2

See the lid.

STORY 15.2

Can the ant sit?

STORY 14.3

See the box.

STORY 15.3

Can an ant hop?

STORY 14.4

See the jam.

STORY 15.4

Can I pet an ant?

STORY 16.1

An ant can see.

STORY 15.1

I can win.

STORY 16.2

An ant can sit.

STORY 15.2

An ant can win.

STORY 16.3

An ant can run.

STORY 15.3

A pet can win.

STORY 16.4

An ant can bat.

STORY 15.4

The men can win.

STORY 18.1

See the red cap.

STORY 18.2

See the hot cat.

STORY 18.3

See the cat nap.

STORY 18.4

See the band!

STORY 19.1

See **the** top.

STORY 19.2

I can see **the** top.

STORY 19.3

I can see a hut at **the** top.

STORY 19.4

I am at **the** top.

STORY 20.1

Can you see the map?

STORY 20.2

Can you see an ant?

STORY 20.3

Can you see a fan?

STORY 20.4

Can you see the cat and the bat?

STORY 21.1

Can **you** see the sad cat?

STORY 21.2

Can **you** see the big map?

STORY 21.3

Can **you** see the red mat?

STORY 21.4

Can **you** see ham in the hot pan?

STORY 22.1

I had ham!

STORY 22.2

I had a fan.

STORY 22.3

I had a hat.

STORY 22.4

I had a map.

STORY 23.I

I had a red fan.

STORY 23.2

I had a cat in a hat.

STORY 23.3

I had a hat and a cap.

STORY 23.H

I had a map in my van.

STORY 24.1

I can see **you** in the box.

STORY 24.2

I can see **you** in the band!

STORY 24.3

I can see **you** and a bat in a van.

STORY 24.4

I can see **you** and a rat in a hat.

STORY 25:1

Dad pats a bat **and** a rat.

STORY 25:2

Sam pats a rat **and** a bat.

STORY 25:3

Meg pats the fat cat **and** a sad bat.

STORY 25:4

Dan pats six cats **and** six rats.

STORY 26.I

You **had** a map.

STORY 26.2

You **had** a map in the van.

STORY 26.3

The cat **had** a map.

STORY 26.H

You and I **had** a map.

STORY 27.1

The man **had** a cat.

STORY 27.2

The cat **had** a hat.

STORY 27.3

The man a **had** six cats.

STORY 27.4

The man and the cats **had** a nap.

STORY 28.I

Zap the rat **and** Ned the ted sat.

STORY 28.2

Zap the rat had ham **and** jam.

STORY 28.3

Can you see the ham **and** the jam?

STORY 28.H

Can you see the mug **and** the cup?

STORY 29.1

You and I can run.

STORY 29.2

You and I had fun.

STORY 29.3

You and I sat in the sand.

STORY 29.4

You and I had fun in the sun.

STORY 30.1

Six figs **in** the pot.

STORY 30.2

Mix the figs **in** the pot.

STORY 30.3

See the figs **in** the hot pot.

STORY 30.4

Yum! Fig jam **in** the pot!

Tracking Chart • Stories 1 to 6



Student _____

Date	Sentence
1	I bat.
2	I nap.
3	I ran.
4	I sat.
5	I am fit.
6	I am hot.
7	I am sad.
8	I am six.
9	I am a cat.
10	I am a hen.
11	I am a fox.
12	I am a pup.
13	I am a fat cat.
14	I am a sad bat.
15	I am a red hen.
16	I am a wet rat.
17	A cat at a mat.
18	A fat cat sat at a mat.
19	A rat at a mat.
20	A bat sat at a mat.
21	I can bat.
22	I can cut.
23	I can sit.
24	I can hop.

Tracking Chart • Stories 7 to 12



Student _____

Date	Sentence
25	I can pat.
26	I can pat a bat.
27	I can pat a cat.
28	I can pat a rat.
29	I can see.
30	I see an ant.
31	I can see ham.
32	I can see a bat.
33	I can see a cap.
34	I can see a fan.
35	I can see a hat.
36	I can see the man.
37	I can see the map.
38	I can see the fig.
39	I can see the rug.
40	I can see the mop.
41	I can see the sun.
42	I can see the mud.
43	I can see the jar.
44	I can see the box.
45	I can see a red bed.
46	I can see six men.
47	I can see a big pin.
48	I can see the hot pot.

Tracking Chart • Stories 13 to 18



Student _____

Date	Sentence
49	The dog can see.
50	The dog can see mud.
51	The dog can see a cat.
52	The cat can see a rat.
53	See the van.
54	See the lid.
55	See the box.
56	See the jam.
57	Can the ant see?
58	Can the ant sit?
59	Can an ant hop?
60	Can I pet an ant?
61	An ant can see.
62	An ant can sit.
63	An ant can run.
64	An ant can bat.
65	I can win.
66	An ant can win.
67	A pet can win.
68	The men can win.
69	See the red cap.
70	See the hot cat.
71	See the cat nap.
72	See the band!

Tracking Chart • Stories 19 to 24



Student _____

Date	Sentence
73	See the top.
74	I can see the top.
75	I can see a hut at the top.
76	I am at the top.
77	Can you see the map?
78	Can you see an ant?
79	Can you see a fan?
80	Can you see the cat and the bat?
81	Can you see the sad cat?
82	Can you see the big map?
83	Can you see the red mat?
84	Can you see ham in the hot pan?
85	I had ham!
86	I had a fan.
87	I had a hat.
88	I had a map.
89	I had a red fan.
90	I had a cat in a hat.
91	I had a hat and a cap.
92	I had a map in my van.
93	I can see you in the box.
94	I can see you in the band!
95	I can see you and a bat in a van.
96	I can see you and a rat in a hat.

Tracking Chart • Stories 25 to 30




Student _____

Date	Sentence
97	Dad pats a bat and a rat.
98	Sam pats a rat and a bat.
99	Meg pats the fat cat and a bat.
100	Dan pats six cats and six rats.
101	You had a map.
102	You had a map in the van.
103	I can see the map.
104	You and I can see the map.
105	The man had a cat.
106	The cat had a hat.
107	The man had six cats.
108	The man and the cats had a nap.
109	Zap the rat and Ned the ted sat.
110	Zap the rat had ham and jam.
111	Can you see the ham and the jam?
112	Can you see the mug and the cup?
113	You and I can run.
114	You and I had fun.
115	You and I sat in the sand.
116	You and I had fun in the sun.
117	Six figs in the pot.
118	Mix the figs in the pot.
119	See the figs in the hot pot.
120	Yum! Fig jam in the pot!

CONGRATULATIONS!

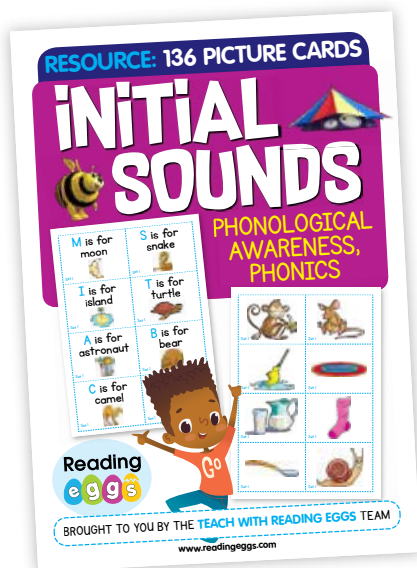
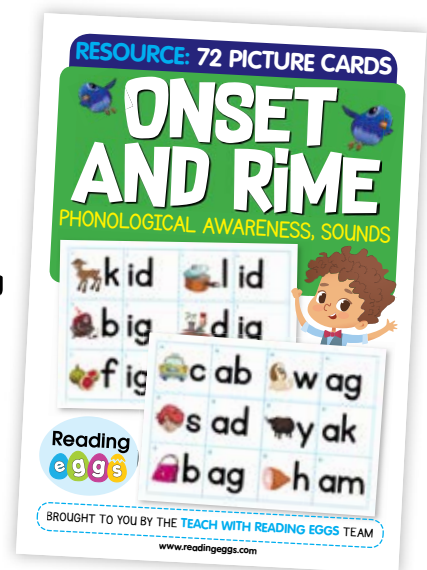
You've just taken the first steps to reading success! Thank you for trying this resource. We hope you enjoy using it with your students. Visit our **Teach Reading with Reading Eggs TPT** store for these other great resources.



ONSET AND RIME

We are family!

These easy-to-use card sets of word families are ready to print and go. Both colour + black and white included so you can start using our puzzle cards today!



INITIAL SOUNDS PICTURE MATCH

What's the first sound you hear?

Strengthen listening skills with no-prep, initial sounds cards. Build crucial phonemic awareness with these beautifully illustrated cards.



SPELLING STRATEGIES POSTERS

Spelling is easy together!

Ready-to-use, these sound charts are great for young writers!



HAPPY EGGSPLORING!

www.readingeggs.com