

LEARNING TO READ WITH READING EGGS

Thank you for choosing this **Reading Eggs** packet. Research shows that good phonological awareness skills are crucial for early reading success. But some kids need lots of practise to develop these skills. So we've created this series of packets to help your students build strong oral, listening and segmenting skills while they have fun at the same time. Phonological awareness skills include being able to



- ✓ break a word into syllables
- ✓ hear the sounds that makes up a word
- ✓ identify words that rhyme
- ✓ use alliteration.

Phonological awareness is foundational for

- ✓ Beginning readers
- ✓ Struggling readers
- ✓ ELL



Using this packet, children will build essential phonological awareness skills as they name images and listen for initial sounds. It contains 23 x printable placemats to play iSpy.

WHY SOUND ALLITERATION?

Being able to hear sounds (phoneme) in words is an important early literacy skill. Being able to identify items with the same initial sound is sound alliteration. It helps children link items with the same sounds.

Children love puzzles so using a game format makes learning fun. These illustrated cards really draw in young learners. The **Reading Eggs** team are passionate about helping children learn to read so we're always adding resources to help at home and in the classroom. To find more resources for phonological awareness and other key reading skills visit **Teach with Reading Eggs on Teachers Pay Teachers**. See how the online program can boost reading in your classroom at www.readingeggs.com

Katy Pike

**Katy Pike and
The Reading Eggs Team**

Happy
Eggsploring!



www.readingeggs.com

I know how much you care about giving your child a great start in reading, because I had the EXACT same feeling, too. I remember life before Reading Eggs. Like you, I was determined to give my four kids the BEST start in life, and that meant helping them learn to read.

The problem was that reading is complicated. There are so many skills they need to learn. From phonological awareness, phonics, sight words and vocabulary to comprehension and fluency; it's hard to know where to start. And most children need lots of time and a whole lot of repetition to get all these skills in place. If you're busy, this can get very challenging very quickly.

We knew there had to be an easier way. So I used my 25 years of experience in educational publishing, along with the most solid scientific research on reading instruction and child motivation, to create the online Reading Eggs program. This reading program completely transformed the way millions of children around the world learned to read. 10 MILLION children to be exact (and counting)!

Reading Eggs works because it's built on the five pillars for reading success. The program is used in thousands of schools because it's so effective. And kids love it. And you will too as you watch children make real progress in the most important skill they need for future academic success.

I hope you enjoy the reading journey,

Katy Pike



WHERE CHILDREN BECOME GREAT READERS!

The online reading program for 2–13 year olds.

Reading Eggs is the multi-award winning reading program that has been used by over 10 million children worldwide. Children have fun learning **phonics and essential reading skills** with interactive games, activities, and e-books.

Over 91% of parents using **Reading Eggs** report a noticeable improvement within weeks.



First Steps
Delight your toddler with fun games and activities that build alphabet knowledge and ready-to-read skills.



Learning to Read
Children follow structured, one-on-one lessons that teach phonics, sight words and reading skills.



Building Confidence
Older children can continue building key literacy skills that will help them succeed.




www.readingeggs.com

READING EGGS AT HOME

It's so easy to get started with **Reading Eggs**.

1 Placement test

Have your child take the **Reading Eggs** placement test. This will ensure your child begins at the appropriate level. Let the reading begin!



2 120 Reading lessons

Your child can be starting their personalised reading journey in minutes and with 120 lessons, games, songs and hundreds of books, you know they will be on the right track to reading success.



3 Printable pages

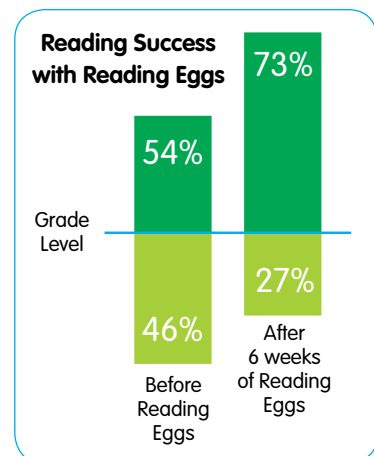
Worksheets and teaching notes are available for every lesson.



SCIENTIFICALLY PROVEN TO WORK!

In an independent study conducted in 2017, students using **Reading Eggs** outperformed students that didn't use the program. Student engagement with the program was high because of the variety of lessons, fun activities, songs, and rewards.

Students using **Reading Eggs** for 60 minutes per week made significant improvements in their phonics skills, reading levels, and reading proficiency. In fact, 93% of students increased at least one reading level over the six weeks.



HOW TO USE

With these cards you can **print, laminate, cut** and start using them right away.

What's included?

- ✓ 23 × printable placemats
- ✓ Teaching ideas for sound alliteration



Setting it up

- 1 Print pages 6–29 single sided.
- 2 Laminate each page.



TEACHING IDEAS

- 1 Use one placemat at a time. Model good listening for initial letter sounds. "I spy with my little eye, something beginning with the /b/ sound." Take turns to find images with the matching initial sound.
- 3 You can extend this and look for items in the room with the matching initial sound. Take photos or draw pictures of the items.



- 2 Use whiteboard markers and circle the items with the matching sound.



RESOURCE LISTING

Letter	Sound words
a	apple, ant, apron, avocado, ambulance, airplane, astronaut, acorn
b	banana, boat, bucket, balloon, bear, barn, bird, butterfly
c	car, cow, camel, cat, castle, crab, clock, chameleon
d	deer, dress, dragonfly, dog, drum, doll, dinosaur, duck
e	egg, eagle, elephant, elf, envelope, ear, emu, eat
f	fish, fruit, fire engine, fly, flower, frog, flamingo, fridge
g	guitar, gloves, gate, goat, ghost, giraffe, goldfish, goggles
h	ham, hat, hammer, hand, helicopter, heart, horse
i	insect, ink, igloo, ice, ice-cream, island, iron, iguana
j	jacket, jam, jellyfish, jar, jug, jack-in-the-box, jigsaw, jet
k	kangaroo, kettle, key, koala, kite, king, kitten, kiss
l	lion, leaf, lamp, lid, log, lemon, ladder, ladybird
m	monkey, moon, mouse, magnet, milk, map, microscope
n	nose, nest, nut, nail, necklace, nurse, nine, net
o	orange, owl, ostrich, otter, onion, olive, octopus, oil
p	penguin, pie, pen, pear, pumpkin, pig, panda
r	rabbit, radio, rope, roller-skates, robot, rocket, rhinoceros, ring
s	snake, socks, sun, spoon, star, strawberry, skateboard, submarine
t	teddy, tent, tiger, toucan, toolbox, train, teapot, turtle, truck
v	violin, van, volcano, vet, vulture, vacuum, vegetables
w	whistle, wool, watch, web, whale, worm, wig
y	yacht, yoyo, yak, yoghurt
z	zip, zoo, zebra, zig-zag

I SPY 8 THINGS
BEGINNING WITH:



I SPY 8 THINGS
BEGINNING WITH:



I SPY 8 THINGS
BEGINNING WITH:



I SPY 8 THINGS
BEGINNING WITH:



I SPY 8 THINGS
BEGINNING WITH:



I SPY 8 THINGS
BEGINNING WITH:



I SPY 8 THINGS
BEGINNING WITH:




I SPY 8 THINGS
BEGINNING WITH:




I SPY 8 THINGS
BEGINNING WITH:



I SPY 8 THINGS
BEGINNING WITH:




I SPY 8 THINGS
BEGINNING WITH:



I SPY 8 THINGS
BEGINNING WITH:




I SPY 8 THINGS
BEGINNING WITH:



I SPY 8 THINGS
BEGINNING WITH:



I SPY 8 THINGS
BEGINNING WITH:



I SPY 8 THINGS
BEGINNING WITH:



I SPY 8 THINGS
BEGINNING WITH:



I SPY 8 THINGS
BEGINNING WITH:



I SPY 8 THINGS
BEGINNING WITH:



I SPY 8 THINGS
BEGINNING WITH:



I SPY 8 THINGS
BEGINNING WITH:



I SPY 8 THINGS
BEGINNING WITH:



I SPY 8 THINGS
BEGINNING WITH:



CONGRATULATIONS!

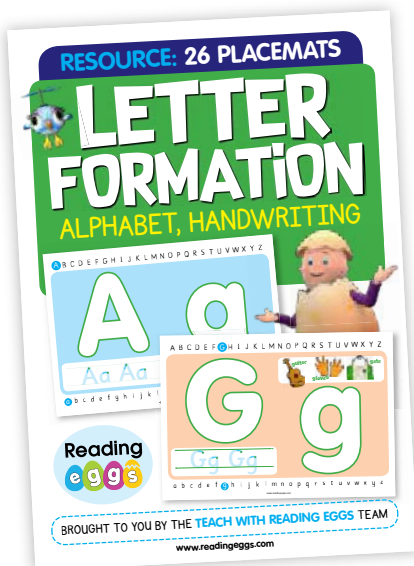
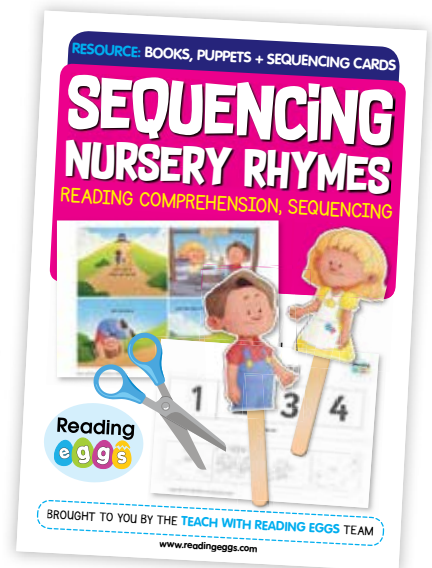
You've just taken the first steps to reading success!

Thank you for trying this resource. We hope you enjoy using it with your students. Visit our **Teach Reading with Reading Eggs TPT** store for these other great resources.

NURSERY RHYMES + SEQUENCING ACTIVITIES + PUPPETS

Let's tell stories together!

Build core reading comprehension skills with these beautifully-illustrated nursery rhymes with sequencing activities for your class.



LETTER FORMATION

Let's practice our ABC's!


Practice writing letters with these bright + colourful placemats. Clear, easy-to-read font with starting points and arrows to guide letter formation.



READING POSTERS

Learning to read can be easy and fun!

Ready-to-use, these help focus students for reading time. Perfect addition to your reading sessions!



HAPPY EGGSPLORING!

www.readingeggs.com