


University of Wisconsin – La Crosse
Department of Theatre Arts



By Katie Mitchell
Based on the book by Dr. Seuss

Resource Guide

April 3-5, 2019

Frederick Theatre, 100 Morris Hall
Located on the Corner of 16th & Vine Streets

UNIVERSITY of WISCONSIN
LA CROSSE

Table of Contents

Cast/Production Team	1
How to Be a Good Audience Member	1
About the Play & Discussion Questions	2
About the Author: Dr. Seuss	4
Making Super Stories.....	5
Rain or Shine Activities	6
Rhyme Time.....	8
Count the Hats.....	9
Count the Stripes.....	10
Cat Tricks.....	11
Word Search	12
Coloring Pages	13
Connect the Dots.....	15
Book List	16



Cast

Boy.....	Ronny Mickle
Sally.....	Isabella Andersen
Cat in the Hat.....	Emily Ludewig
Fish.....	Lex Violette
Thing 1.....	Mykal Lake
Thing 2.....	Aaron Hinz

Production Team


Director.....	Jeanne Willcoxon
Stage Manager	Anh Tran
Asst. Stage Manager	Sydney Smith
Scenic Designer	Matt Rightmire
Lighting Designer.....	Willie Pearson
Costume Designer	Lauren Long
Technical Director	Megan Morey
Sound & Props Designer	Alexis Wells
Master Electrician	Ben Golden
House Manager	Mary Leonard
Lobby Display/Dramaturg.....	Lexi Mitchell

How to Be a Good Audience Member

The UW-La Crosse Department of Theatre Arts encourages active participation during the children's show performance of *The Cat in the Hat*. Children, teachers and chaperones are often seated on the stage to be close to the action. Don't be surprised if we ask the children to yell or shout during the performance. However, we do ask that you prepare your students for the theatrical experience by teaching them to be good audience members.

- Do not play with or move the props that are on the stage. Having the props in their appropriate location allows for a successful production.
- Respect the actors and other audience members by listening quietly during the performance.
- Laugh (like crazy) when something funny happens. It's okay to respond to the show.
- Show your appreciation to the actors and crew by applauding at the end of songs, scenes and especially at the end of the show.
- Stay in your seat until the play is over. Wait for your teacher to tell you where to go.
- Food, drinks, and candy are not allowed in the theatre.
- Most importantly, have fun and enjoy the show!

About The Play



Story Summary

There were two kids, Sally and Sam, whose mother was out. They were having a very dreary day, and then were graced with a surprise visit from a stranger, the Cat. He comes in, assures them their mom won't mind, and makes a very big mess. Before the Cat leaves, he cleans up his mess, and when Sam and Sally's mother returns home, nothing is amiss. The story ends with the question "What would YOU do, if your mother asked YOU?"

Pre-Show Conversation Starters

Before you attend *The Cat in the Hat*, you might want to read the original book by Dr. Seuss. This will help your students become familiar with the storyline.

1. If you stayed home alone with your sibling and didn't have a TV, computer or any other electronic devices, what would you do to stay busy?
2. What are the rules in your house? What about in your classroom? What happens if you break those rules?
3. Would you ever keep a secret from your mom or dad? Why or why not?
4. What does it mean to be responsible? What are some things you are responsible for within your own life?

Questions for Philosophical Discussion

Trust

The Cat reassures the children that what he is doing is okay and that their mother won't mind...

1. Would have you trusted the cat?
2. When can you trust strangers? What if they're a teacher, or a policeman?
3. How do you know that you can trust your friends?
4. What is trust?

Responsibility

The Cat, with all of his games, made quite a mess in Sally and Sam's house...

1. Is it okay that the Cat made a mess?
2. Since the Cat cleaned up his mess, was it more okay that he made it?
3. When is it okay to make a mess?
4. Is it okay to make a mess in your house?
5. Is it okay to make a mess if it isn't in your house?
6. Can you be responsible for a mess someone else makes?
7. What if it's in your house? What if they're your friend? Or a stranger?
8. Did the children have a responsibility to their mother to keep the house clean?



Wrongness

In the story, Sally and Sam had a very different view on what is right and wrong than the Cat did...

1. Is it okay if the children were entertained by the Cat, even though what he was doing was dangerous?
2. Is it okay to do things that are wrong to try and impress people?
3. Is it more okay to do something wrong if it's fun? Why or why not?
4. What makes something wrong?
5. Who decides if something is wrong?
6. Can something/someone be right even if everyone says it's wrong?



Social Expectations

In the story, the Cat invited himself in, and started taking action...

1. Was what the Cat did an okay way to act?
2. What are inappropriate things to do in a friend's home?
3. What makes them inappropriate?
4. Are they different things than what is inappropriate to do in your home? Why?
5. Should you make a friend leave if they are acting inappropriately?
6. Is it ever okay to be rude to someone?
7. Is it okay to be rude to someone to try and make them leave your house if they're causing harm?

Lying


At the end of the story, the reader is left to wonder if they would tell their mom what had happened...

1. Would you have told your mother what happened? Why?
2. Is it okay to lie to hide something that you've done wrong?
3. If we lie and get away with it, can people still be hurt by what we've done?
4. Should we tell the truth, even if no one would believe us?
5. If you tell someone only part of what happened, is this lying?



All About Dr. Seuss

"A person's a person, no matter how small," Theodor Seuss Geisel (a.k.a. Dr. Seuss) said. "Children want the same things we want. To laugh, to be challenged, to be entertained and delighted."



Brilliant, playful, and always respectful of children, Dr. Seuss charmed his way into the consciousness of four generations of youngsters and parents. In the process, he helped millions of kids learn to read.

Dr. Seuss was born Theodor Geisel in Springfield, Massachusetts, and March 2, 1904. After graduating from Dartmouth College in 1925, he went to Oxford University, intending to acquire a doctorate in literature. At Oxford, Geisel met Helen Palmer, who he wed in 1927. Upon his return to America later that year, Geisel published cartoons and humorous articles for *Judge*, a leading humor magazine in America at the time. His cartoons also appeared in major magazines such as *Life*, *Vanity Fair*, and *Liberty*. Geisel gained national exposure when he won an advertising contract for an insecticide called Flit. He coined the phrase, "Quick, Henry, the Flit!" which became a popular expression.

In 1937, he published his first children's book, *And to Think That I Saw It on Mulberry Street*, after 27 publishers rejected it.

In 1954, Pulitzer-Prizing-winning author John Hersey challenged Geisel to write a story "first graders wouldn't be able to put down." And that's just what Geisel did, using a vocabulary of only 236 words. In 1957, Random House published *The Cat in the Hat*, a book that continues to charm children more than 50 years later.

Winner of the Pulitzer Prize in 1984, an Academy Award, three Emmy Awards, three Grammy Awards, and three Caldecott Honors, Geisel wrote and illustrated 44 books. While Theodor Geisel died on September 24, 1991, Dr. Seuss lives on, inspiring generations of children of all ages to explore the joys of reading.



Interesting Facts About Dr. Seuss

Born Theodor Seuss Geisel, Dr. Seuss wrote under several different names. Aside from his own name, he also used Theo LeSieg, which is Geisel spelled backwards, Rosetta Stone, Theophrastus Seuss, and of course, Dr. Seuss.

He was not a doctor. He added the title Dr. while in college to lend credibility to his writings and characters.

He wrote *Green Eggs and Ham* on a dare. His publisher bet Dr. Seuss couldn't write a book using only 50 words. In an effort to make learning to read more exciting for kids, he wrote a silly tale about a picky eater and a guy who wouldn't take "no" for an answer.

The German surname, seuss, is actually pronounced "SOY-CE" rhyming with "voice." Geisel switched it to "SOOS" because of the popularity of Mother Goose's fairytales and stories. He thought it would make his name more recognizable.

Dr. Seuss added the word **nerd** to the English language, and he helped redefine the meaning of the word **grinch**. In his book, *If I Ran a Zoo*, a sign identifies a **nerd** as a red, white and yellow grumpy looking creature. This appears to be the first time the word is used in a book. And while Seuss didn't invent the word **grinch**, the word's meaning—a grouchy person—certainly came from his most famous character.

Making Super Stories Like Dr. Seuss

Dr. Seuss can tell the craziest stories but they still remind you of how you feel about things in your real life. A giant cat in a striped hat might never have come knocking on your door, but you know what it's like to make a mess you might not be able to clean up before your mother sees it. You probably will never be asked to eat green eggs and ham, but what is this broccoli stuff everyone wants you to try? And an elephant is not likely to carry you around on a flower, but you know what it's like when people won't listen to what you have to say.

Dr. Seuss knows that to tell a good story you need to help readers understand the characters in it and what they are feeling and doing. He doesn't only use words to do it. His pictures tell a lot too. Let's take a look at some of the elements that help make a good story.

Who's in the story?

Stories need a hero, but it doesn't have to be someone who wears a cape and can fly through the air. It can simply be someone who is trying to be a good person and do what's right. But if the hero is able to do what they want too easily, that's not much of a story. It would be like playing games by yourself all the time—there aren't any surprises and you always know who is going to win. That's why the story needs someone who is trying to keep the hero from her goal. You can call him the bad guy or the villain, but he doesn't have to be evil. He just needs to be doing something that is a problem for the hero.



Who do you think is the hero of *The Cat in the Hat*? Who is the villain?

Where does the story happen?

Every story has to take place somewhere. It doesn't have to be in a place that's exactly like where you live. There are some very exciting stories that happen under the sea or on a different planet. But even a strange place can be something like one you know. That can help you better understand the story and the people in it.

Where do Sally and her brother live? How is it like where you live? How is it different?

What happens in the story?

This is probably the most fun part. Anything you want can be in a story. The best stories, like *The Cat in the Hat*, take you on a trip with a beginning, a middle, and an end. The beginning often starts with the normal life of the people in the story. In the middle, something happens that changes things for them. What happens to them is so important that they have to do something about it. In the end you find out how the changes turn out for everyone.



What are the beginning, middle and end of *The Cat in the Hat*? What would happen in the end of the story if the middle changed?

You can take all of these parts and use them to make any story you want. You can write it, or draw it, or act it out. Or all three! What will make all these parts into a great story...your imagination.

Rain or Shine—Activities for the Classroom

Whether it's raining or not, you can have fun with these activities that are all about rain. You don't even need to wait for the Cat in the Hat to show up.

Making Rain

You can create a little indoor rain in a jar.

Supplies Needed:

- Large clear jar with a wide mouth
- Hot water
- Food coloring
- Ice cubes on a small plate



Put a small amount of hot water in the jar. Add a drop of food coloring if you like. Put the plate of ice cubes on top of the jar. Let it sit for a minute.

You will be able to see moisture forming on the bottom of the plate and then you'll see the moisture drip down like rain. Rain happens when warm, moist air rises up and hits colder air above it.



Singing in the Rain

Dress up in rain gear—raincoat, hat and boots. Umbrellas are great to use too. Pretend it's raining inside and there are puddles to play in. Sing, twirl umbrellas, splash in the puddles and use your imagination to celebrate the rain any way you like.

You might want to watch a clip of Gene Kelly dancing in the movie *Singin' in the Rain* to get some ideas of how much fun you can have enjoying the rain.

Drops of Rain Picture

Let the rain add its own style to your art.

Cover a work surface with newspaper. Take washable markers and draw a picture of flowers or trees or anything that needs rain to live or grow. Take an eyedropper filled with water and squeeze the drop of water onto the picture. Squeeze out more drops in more places on the drawing. The colors will run and the drawing will change into something new and interesting.

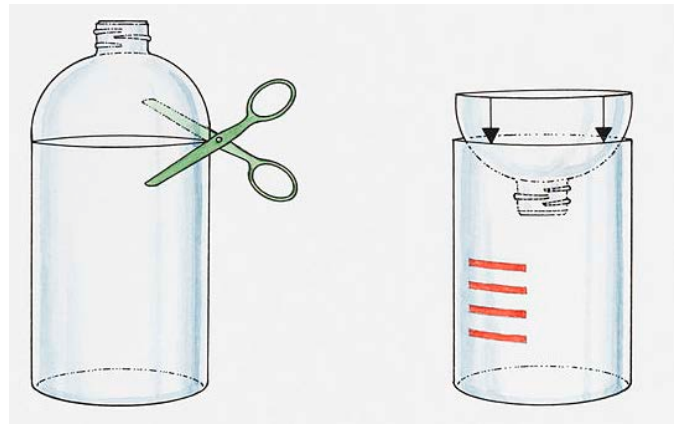


Homemade Rain Gauge

Here's how to make a really simple rain gauge using recycled materials, for some rainy day fun! There are plenty of opportunities for learning about measuring, number recognition, capacity and weather along the way too!

Supplies Needed:

- Large plastic bottle (1 or 2 liter sized)
- Black permanent marker
- Scissors
- Ruler



Cut around the body of the bottle (about 5 cm from the top). Turn it upside down and place it into the bottle. Place the ruler against the side of the plastic bottle and use the marker to make a line every half-inch from the bottom of the bottle to the top. Decorate the rain gauge if you'd like. Place the rain gauge outside to collect the rainfall. When it stops raining, take a look at the gauge to see how much rain really fell.



A Milk Rainbow

When the rain finally stops and the sun comes out, sometimes we're lucky enough to see a rainbow. Until then, try this experiment:

Supplies Needed:

- Food coloring (red, blue and yellow)
- 1 cup milk
- Dish soap
- Shallow bowl

Pour the milk into the bowl. Add one drop of red, blue and yellow food coloring near the center of the bowl. Squeeze a drop of dish soap into the center of the bowl. Don't stir the milk or shake the bowl.

The dish soap does not mix with the milk. Instead it floats on top and spreads over the surface. As it spreads, it grabs the food color. Where the colors meet, they combine to form all the colors of the rainbow. This isn't the way a real rainbow happens, of course, but at least you get to see the colors even though there's no sunshine.

Rhyme Time

The cat in the Hat is a poem. There are many different kinds of poems. In this one, Dr. Seuss wrote sections of four lines each and the words at the ends of the second and fourth lines rhyme with each other.

The sun did not shine
It was too wet to **play**
So we sat in the house
All that cold, cold, wet **day**.

Fill in the rhyming words in these five brand new poems that rhyme in that same pattern. Check the words in the boxes across from them to help you out. Once you're done, draw the story of your favorite one.

My dog likes to go to the park.
She likes it when I throw a _____.
She runs very fast and she runs very far,
Until I can't see her at _____.

call	all
ball	mall
fall	tall



fight	night
sight	quite
right	white

It snowed for an hour.
The ground turned all _____.
My friends and I met
For a fun snowball _____.

If I could be anything
I'd want to be a _____.
I'd splash and flip and swim and play
And never wash a _____.

dish	squish
wish	fish
radish	swish



care	dare
pair	hair
wear	stare

I love to go to the barber.
The barber cuts my long _____.
She dyes it, styles it, and makes it look silly.
It matches the clothes that I _____.



Not all the great stories are on TV.
Lots of the best are in _____.
You can read about pirates and princesses.
Or about pilots, teachers or _____.

dish	squish
wish	fish
radish	swish



Count the Hats Worksheet

1.  +  = _____

2.  +  = _____

3.  +  = _____

4.  +  = _____

5.  +  = _____

Count the Stripes



How many colors are there on the cat's hat?

What colors are they?

How many stripes of each color are there on the hat?

How many people are in your class?

How many stripes of each color would there be if every student had a Cat in the Hat hat?

How many stripes all together would there be if every student had their own Cat in the Hat hat?



Cat Tricks

The Cat in the Hat tells Sally and her brother that he knows "a lot of good tricks."
He can balance the fish on his umbrella and balance on a ball!



What can you do?

Can you make your mouth
make popping sounds?

Can you curl your tongue?

Can you whistle?

Can you wiggle your nose?

Can you make a funny face?

Can you recite the alphabet backwards?

Can you bark like a dog?

Can you do 10 jumping jacks?

Can you spell Lorax?


Can you touch your toes
without bending your knees?

Cat in the Hat Word Search

Here is a word search you can do when you get the fidgets!

Hunch Bunch Outside Inside Homework Bicycle Bathroom
Up Down Nowhere Lunch Fun


S	K	X	V	I	L	T	H	Q	K	P	N	D	O	W
H	U	N	C	H	Q	I	P	J	I	Z	Q	I	M	L
F	X	I	K	Z	F	B	P	N	U	F	U	N	X	G
G	M	M	J	O	N	J	H	Z	O	U	M	S	H	V
E	L	H	D	F	D	C	G	W	Q	W	J	I	M	B
D	A	G	B	N	O	W	H	E	R	E	E	D	P	I
I	M	J	A	B	W	W	Y	K	M	B	H	E	N	C
S	R	E	T	E	N	R	N	B	N	I	L	H	R	Y
T	K	C	H	D	X	R	L	U	N	C	H	S	B	C
U	A	C	R	X	T	H	P	N	X	N	J	U	S	L
O	Q	M	O	M	Z	T	Q	C	N	W	T	P	F	E
T	K	H	O	X	Z	A	I	H	O	F	D	W	S	V
U	H	O	M	E	W	O	R	K	B	P	D	O	C	Z
R	K	Y	D	T	S	V	C	P	O	G	L	K	X	W
I	E	Z	A	M	R	P	F	S	W	J	D	S	L	U



Coloring Activity Page



Coloring Activity Page



Connect the Dots

Connect
the Dots
with the Cat
in the Hat!



Book List

For Children and Young Adults:

Fiction:

Born to Read

Judy Sierra

The Cat in the Hat Comes Back

Dr. Seuss

Hooray for Hat!

Brian Won

Ling & Ting: Not Exactly the Same!

Grace Lin

Not a Box

Antoinette Portis

Old Hat New Hat

Stan and Jan Berenstain

Pete the Cat

Eric Litwin

Red Hat

Lita Judge

We Are in a Book!

Mo Willems



Nonfiction:

The Boy on Fairfield Street: How Ted Geisel Grew Up to Become Dr. Seuss

Kathleen Krull

What was Dr. Seuss like as a child? This picture book biography focuses on Ted Geisel's early years and shows the influences that led him to become the imaginative Dr. Seuss.

For Adults Working with Children & Young Adults:

Project Kid: 100 Ingenious Crafts for Family Fun

Amanda Kingloff

Tinkerlab: A Hands-on Guide for Little Inventors

Rachelle Doorley

What to Read When: The Books and Stories to Read with Your child—and All the Best Times to Read Them

Pam Allyn

Unplugged Play: No Batteries. No Plugs. Pure Fun.

Bobbi Conner

Includes hundreds of kid-tested games for ages one to ten—no batteries required!

Website:

Official site of Dr. Seuss and the Cat in the Hat:
www.seussville.com