



The Office of Infrastructure Protection
presents:
“Respond to an Active Shooter”

Mike Macha/Scott Cubbler
Protective Security Advisors-Houston District
U.S. Department of Homeland Security

Michael.Macha@HQ.DHS.GOV
Cell 713-205-1078

Scott.Cubbler@HQ.DHS.GOV
917-538-7097

**Active Shooter:
What You Can Do**



FEMA

Visual 2
IS-907 – Active Shooter: What You Can Do

Active Shooter Incidents

Can occur where we:

- Shop
- Go to School
- Work



There is no “one size
fits all” profile for
active shooters.




FEMA

Visual 3
IS-907 – Active Shooter: What You Can Do

About Active Shooter Incidents

Active shooter events most commonly occur in a workplace environment (37%) or academic setting (17%).



Common catalysts include:

- Loss of significant relationships,
- Changes in financial status,
- Loss of a job,
- Major adverse changes to life circumstances, and / or feelings of humiliation or rejection on the part of the shooter.



FEMA

Visual 4
IS-907 – Active Shooter: What You Can Do

Active Shooter Situations



- Unpredictable.
- Evolve quickly.
- Continue until stopped by law enforcement, suicide, or intervention.
- Most cases, there is no pattern or method to the selection of victims.



FEMA

Visual 5
IS-907 – Active Shooter: What You Can Do

Preparedness is the key!

DISPATCHER: "911, what is the nature of your emergency?"

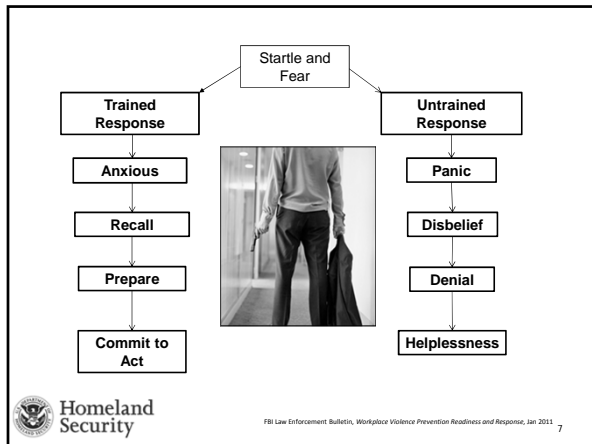
CALLER: "There's somebody with a gun in the main entrance to the mall and I don't . . ."

WHAT ARE YOU GOING TO DO!



FEMA

Visual 6
IS-907 – Active Shooter: What You Can Do



How To Respond

- Run
- Hide
- Fight

Houston UASI Video

FEMA
 Visual 8
 IS-907 – Active Shooter: What You Can Do

Run

- Have an escape route in mind.
- Leave your belongings behind.
- Help others escape, if possible.
- Evacuate regardless of others.
- Prevent individuals from entering the site.
- Do not attempt to move wounded people.
- Keep your hands visible.
- Follow police instructions when they arrive.

FEMA
 Visual 9
 IS-907 – Active Shooter: What You Can Do

Hide

Your hiding spot should:


- Be out of the active shooter's view.
- Provide protection if shots are fired.
- Not restrict options for movement.



FEMA

Visual 10
IS-907 – Active Shooter: What You Can Do

Keep Yourself Safe While Hiding



If the shooter is nearby:

- Lock the door and block it with furniture.
- Hide behind large item (file cabinet, desk, etc.).
- Silence your cell phone.
- Remain quiet.



FEMA

Visual 11
IS-907 – Active Shooter: What You Can Do

Fight



As an absolute last resort:

- Fight for your life.
- Act as aggressively as possible.
- Improvise weapons and throw items.
- Collective resistance



FEMA

Visual 12
IS-907 – Active Shooter: What You Can Do

Law Enforcement's Role

Immediate Purpose:

- Stop the active shooter.
- Officers will proceed to the area where the last shots were heard.
- First priority is to eliminate the threat.



FEMA

Visual 13
IS-907 – Active Shooter: What You Can Do

Additional Officers and Rescue Teams

Teams may:

- Be wearing different uniforms
- Wear bulletproof vests & helmets
- Be armed with rifles, shotguns, and handguns.
- Shout commands.
- Push individuals to the ground for their safety.



FEMA

Visual 14
IS-907 – Active Shooter: What You Can Do

Important Information

Provide law enforcement or 911 operators with:

- Location of shooter.
- Number of shooters.
- Physical description of shooters.
- Number and types of weapons.
- Number of potential victims.



FEMA

Visual 15
IS-907 – Active Shooter: What You Can Do

Reacting to Law Enforcement

- Remain calm.
- Raise hands & spread fingers.
- Avoid quick movements.
- Avoid pointing or screaming.
- Proceed in direction from which officers are entering.



FEMA

Visual 16
IS-907 – Active Shooter: What You Can Do

Managing the Consequences

- Account for the missing or injured.
- Determine a method for notifying families of victims.
- Assess psychological state of individuals and refer to follow-up care.



FEMA

Visual 17
IS-907 – Active Shooter: What You Can Do

How To Prepare



- Develop an Emergency Action Plan.
- Conduct training.
- Recognize indicators of potential workplace violence.
- Conduct drills and exercises
- Invite First Responders to your facility. Conduct an orientation and discuss how they would react.



FEMA

Visual 18
IS-907 – Active Shooter: What You Can Do

Developing an Emergency Action Plan

Get input from:

- Human Resources, Training, Property Manager, Emergency Responders

Components include:

- Evacuation policy and procedures
- Emergency contact numbers for area hospitals, police, fire, EMS.
- An emergency notification system for employees



FEMA

Visual 19
IS-907 – Active Shooter: What You Can Do

Conducting Training



Employee training should include:

- Method for reporting emergencies.
- Identifying the sound of gunfire.
- Familiarization with floor plans, exits, and escape procedures
- Reacting to law enforcement arrival.
- Adopting a survival mindset during a crisis.



FEMA

Visual 20
IS-907 – Active Shooter: What You Can Do

Meet Everyone's Needs

Ensure that plans assess and provide for functional needs:

- Hearing or sight impaired
- Lack of mobility
- Limited or no English proficiency



FEMA

Visual 21
IS-907 – Active Shooter: What You Can Do

Human Resources Responsibilities

- Conduct effective background checks.
- Create system for reporting potentially violent behavior.
- Make counseling available.
- Develop plan for dealing with an active shooter situation.



FEMA

Visual 22
IS-907 – Active Shooter: What You Can Do

Course Summary

- RUN....HIDE....FIGHT....
- Always take note of the two nearest exits around you.
- Always be aware of your environment and possible dangers.



FEMA

Visual 23
IS-907 – Active Shooter: What You Can Do



Questions and Comments ?

8 a.m. – 5 p.m.
Mike Macha
Protective Security Advisor
U.S. Department of Homeland Security
(C) 713-205-1078
Michael.Macha@hq.dhs.gov

Nights and Weekends
Scott Cubbler
Protective Security Advisor
U.S. Department of Homeland Security
(C) 917-538-7097
Scott.Cubbler@hq.dhs.gov
