



Pre-Olympic Qualification Event 2021
Erzurum, Turkey

5 – 15 October 2021

RESULTS SUMMARY

Mixed Doubles

Competition Summary

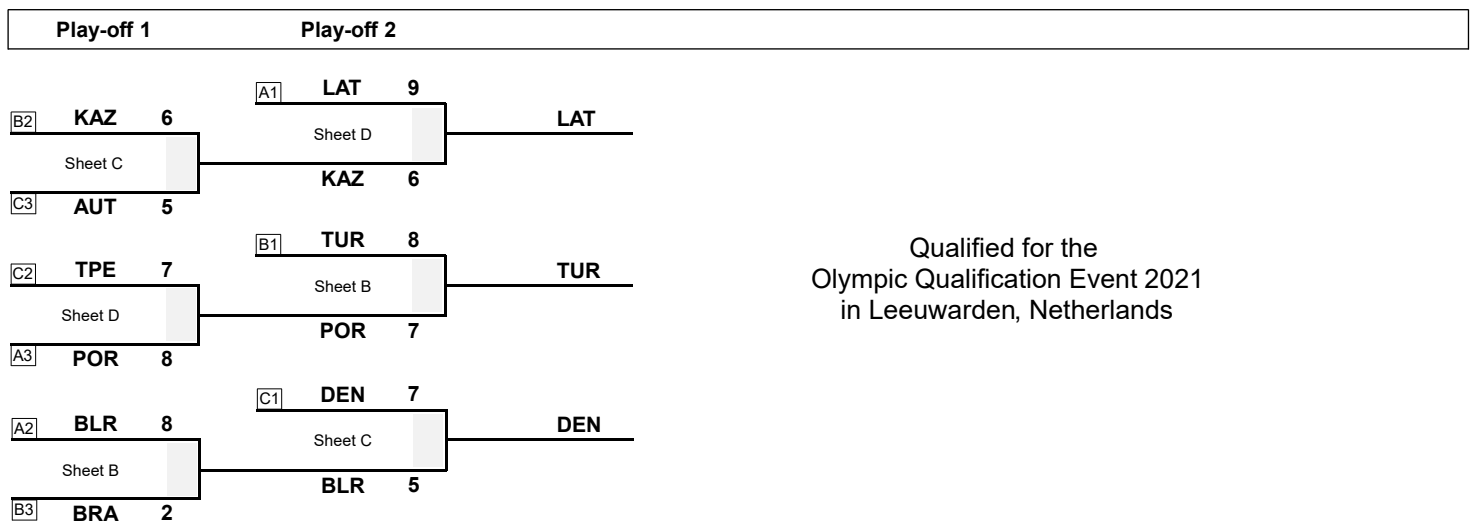
Session	Date	Time	Sheet A	Sheet B	Sheet C	Sheet D	Sheet E
Session 1	5 OCT	9:00			DEN 12 - 3 MEX	KAZ 10 - 4 BRA	
Session 2	5 OCT	14:00		KGZ 5 - 6 POR	BLR 4 - 13 LAT	SVK 4 - 10 LTU	
Session 3	5 OCT	19:00	SLO 1 - 12 TUR	NGR 7 - 8 ^{EE} KAZ	AUT 2 - 10 TPE	DEN 8 - 7 BEL	
Session 4	6 OCT	9:00	KGZ 7 - 8 SVK	TPE 9 - 5 BEL	SLO 10 - 11 NGR	POR 7 - 8 LAT	LTU 4 - 9 BLR
Session 5	6 OCT	14:00		TUR 12 - 3 BRA			KAZ 10 - 3 SLO
Session 6	6 OCT	19:00	LTU 4 - 7 LAT	BEL 3 - 8 MEX	KGZ 8 - 6 BLR	AUT 2 - 11 DEN	SVK 1 - 12 POR
Session 7	7 OCT	9:00	MEX 2 - 5 AUT	POR 5 - 8 BLR	LAT 6 - 3 SVK	LTU 8 - 9 KGZ	TPE 3 - 11 DEN
Session 8	7 OCT	14:00		MEX 1 - 9 TPE	BRA 7 - 5 SLO	NGR 0 - 14 TUR	BEL 4 - 9 AUT
Session 9	7 OCT	19:00	BRA 8 - 1 NGR	LAT W - L KGZ	POR 6 - 10 LTU	BLR 6 - 4 SVK	TUR 9 - 8 KAZ
Play-off 1	8 OCT	9:00		BRA 2 - 8 BLR	AUT 5 - 6 KAZ	TPE 7 - 8 POR	
Play-off 2	8 OCT	15:00		TUR 8 - 7 POR	DEN 7 - 5 BLR	KAZ 6 - 9 LAT	

Standings after Round Robin

Group A					Group B							
Rank	Team	Games	Wins	Losses	Rank	Team	Games	Wins	Losses			
1	LAT - Latvia	5	5	0 Q	1	TUR - Turkey	4	4	0 Q			
2	BLR - Belarus	5	3	2 Q	2	KAZ - Kazakhstan	4	3	1 Q			
3	POR - Portugal	5	2	3 Q	3	BRA - Brazil	4	2	2 Q			
4	KGZ - Kyrgyzstan	5	2	3	w1	DSC	47.93cm	4	1	3		
5	LTU - Lithuania	5	2	3	w1	DSC	74.51cm	5	SLO - Slovenia	4	0	4
6	SVK - Slovakia	5	1	4	w1	DSC	113.64cm					

Group C				
Rank	Team	Games	Wins	Losses
1	DEN - Denmark	4	4	0 Q
2	TPE - Chinese Taipei	4	3	1 Q
3	AUT - Austria	4	2	2 Q
4	MEX - Mexico	4	1	3
5	BEL - Belgium	4	0	4

Play-offs Bracket



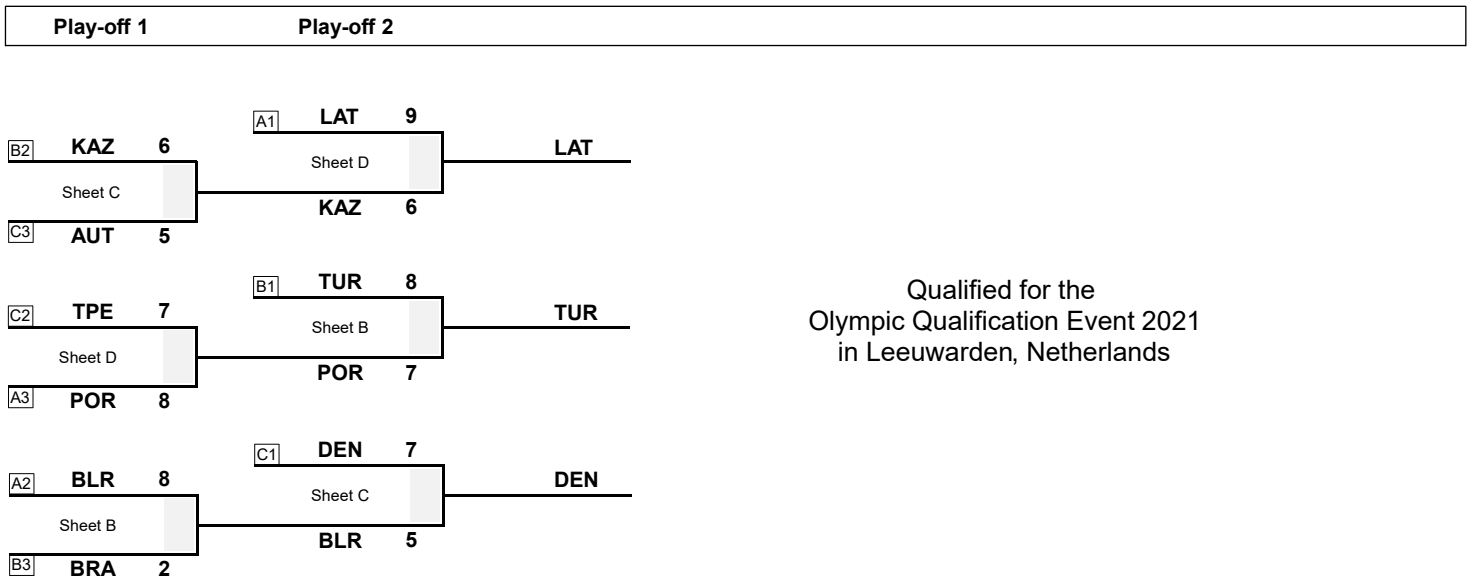
Qualified for the
Olympic Qualification Event 2021
in Leeuwarden, Netherlands

Legend:		
DSC	Draw Shot Challenge	EE Extra End
Q	Qualified for the play-offs	L Loss
		wn Number of wins (n) against tied teams

Session Results and Standings

Sheet	Game	Team	LSFE	1	2	3	4	5	6	7	8	Extra Ends	Total
B	5	TUR - Turkey	*	2	0	2	0	0	2	0	2		8
	7	POR - Portugal		0	1	0	3	1	0	2	0		7
C	5	DEN - Denmark	*	2	1	0	2	0	2	0	X		7
	7	BLR - Belarus		0	0	1	0	2	0	2	X		5
D	6	KAZ - Kazakhstan	*	0	3	0	0	2	0	1	X		6
	6	LAT - Latvia		3	0	2	1	0	3	0	X		9

Play-offs Bracket



Legend:
 Power Play **LSFE(*)** Last Stone First End **X** Unplayed/unfinished end due to concession

Scoring Analysis

Team	Games	LSFE	Stolen Ends	Last Stone Eff.	PP Eff.	Points Scored						Total	Plus / Minus	
						0	1	2	3	4	>4			
TUR	5	For	5	11	75%	100%	0	7	9	6	3	0	55	+36
		Against	0	2			0	6	2	3	0	0	19	
DEN	5	For	4	10	60%	75%	0	8	7	3	2	2	49	+29
		Against	1	3			0	7	5	1	0	0	20	
LAT	6	For	2	10	56%	60%	0	11	7	4	2	1	50	+22
		Against	4	3			0	10	6	2	0	0	28	
KAZ	6	For	2	15	37%	60%	0	15	5	6	0	1	48	+11
		Against	4	7			0	7	7	4	1	0	37	
TPE	5	For	2	9	47%	100%	0	8	4	3	2	1	38	+11
		Against	3	6			0	10	3	2	0	1	27	
POR	7	For	3	12	45%	100%	0	19	6	5	0	1	51	+4
		Against	4	3			0	8	7	4	2	1	47	
BLR	7	For	4	10	46%	57%	0	15	9	3	1	0	46	+3
		Against	3	6			0	11	7	3	1	1	43	
LTU	5	For	3	1	45%	80%	0	4	3	6	2	0	36	+1
		Against	2	8			0	13	6	2	1	0	35	
KGZ	5	For	4	5	38%	100%	0	9	6	4	0	0	33	-2
		Against	1	7			0	12	2	5	1	0	35	
AUT	5	For	2	6	28%	0%	0	8	5	0	0	1	23	-10
		Against	3	10			0	13	6	0	2	0	33	
BRA	5	For	3	5	19%	25%	0	9	4	1	1	0	24	-12
		Against	2	11			0	12	3	6	0	0	36	
BEL	4	For	0	5	23%	0%	0	11	4	0	0	0	19	-15
		Against	4	3			0	3	7	1	1	2	34	
MEX	4	For	4	1	15%	0%	0	6	4	0	0	0	14	-15
		Against	0	11			0	12	2	3	1	0	29	
NGR	4	For	1	5	17%	50%	0	4	4	1	1	0	19	-21
		Against	3	13			0	9	6	2	2	1	40	
SLO	4	For	1	5	12%	0%	0	8	1	0	1	1	19	-21
		Against	3	11			0	9	4	2	3	1	40	
SVK	5	For	1	2	20%	40%	0	10	2	2	0	0	20	-21
		Against	4	8			0	10	7	4	0	1	41	
Total	41			112			0	152	80	44	15	8	544	

Note:

Stolen ends are the ends won without the last stone advantage.
Last Stone Efficiency: Scoring two or more points with last stone advantage.
Power Play Efficiency: Scoring two or more points by the team calling a Power Play.

Legend:

>4 More than four points scored **Eff.** Efficiency **LSFE** Last Stone First End
PP Power Play

Summary of Big Ends

Points Scored	By	Against	Session	End	Game Result
5	DEN - Denmark	TPE - Chinese Taipei	7	1	11 : 3
5	DEN - Denmark	BEL - Belgium	3	5	8 : 7
5	AUT - Austria	BEL - Belgium	8	6	9 : 4
5	KAZ - Kazakhstan	SLO - Slovenia	5	1	10 : 3
5	LAT - Latvia	BLR - Belarus	2	4	13 : 4
5	POR - Portugal	SVK - Slovakia	6	1	12 : 1
5	SLO - Slovenia	NGR - Nigeria	4	2	10 : 11
5	TPE - Chinese Taipei	POR - Portugal	PO1	7	7 : 8
4	TUR - Turkey	NGR - Nigeria	8	6	14 : 0
4	TUR - Turkey	SLO - Slovenia	3	3	12 : 1
4	TUR - Turkey	SLO - Slovenia	3	1	12 : 1
4	DEN - Denmark	AUT - Austria	6	1	11 : 2
4	DEN - Denmark	MEX - Mexico	1	1	12 : 3
4	LAT - Latvia	POR - Portugal	4	3	8 : 7
4	LAT - Latvia	BLR - Belarus	2	1	13 : 4
4	LTU - Lithuania	POR - Portugal	9	4	10 : 6
4	LTU - Lithuania	KGZ - Kyrgyzstan	7	7	8 : 9
4	TPE - Chinese Taipei	BEL - Belgium	4	6	9 : 5
4	TPE - Chinese Taipei	AUT - Austria	3	3	10 : 2
4	BLR - Belarus	LTU - Lithuania	4	1	9 : 4
4	BRA - Brazil	KAZ - Kazakhstan	1	3	4 : 10
4	NGR - Nigeria	SLO - Slovenia	4	7	11 : 10
4	SLO - Slovenia	NGR - Nigeria	4	5	10 : 11

Note:
Big ends are defined as ends with a score of four or more points.

Legend:
PO1 Play-off 1

Power Play Analysis

Team	Games	Number of Power Plays	Points Scored in Power Play							Total	Average Score in Power Play
			<0	0/X	1	2	3	4	>4		
TPE	5	1	0	0	0	0	0	0	1	5	+5.0
KGZ	5	4	0	0	0	1	3	0	0	11	+2.8
TUR	5	3	0	0	0	1	2	0	0	8	+2.7
POR	7	5	0	0	0	2	3	0	0	13	+2.6
DEN	5	4	0	0	1	2	0	0	1	10	+2.5
LTU	5	5	1	0	0	2	2	0	0	9	+1.8
LAT	6	6	1	1	1	1	2	0	0	8	+1.6
KAZ	6	5	2	0	0	1	1	0	1	6	+1.2
BEL	4	3	0	0	3	0	0	0	0	3	+1.0
BLR	7	7	2	0	1	4	0	0	0	7	+1.0
SLO	4	1	0	0	1	0	0	0	0	1	+1.0
SVK	5	5	2	0	1	2	0	0	0	3	+0.6
NGR	4	2	1	0	0	0	1	0	0	1	+0.5
BRA	5	4	1	0	2	1	0	0	0	1	+0.3
MEX	4	3	2	0	1	0	0	0	0	-3	-1.0
AUT	5	2	1	0	0	0	0	0	0	-2	-2.0
Total	41	60	13	1	11	17	14	0	3	81	+1.4


Note:
Power Play can be used once per game by each team and only when the team has the last stone advantage. Power Play cannot be used in extra ends. The Games Total includes games not played.

Legend:
<0 Ends scored by the opponent team >4 More than four points scored X Unfinished end due to concession

Session Results and Standings

Sheet	Game	Team	LSFE	1	2	3	4	5	6	7	8	Extra Ends	Total
B	5	BRA - Brazil		0	1	0	0	0	1	0	X		2
	6	BLR - Belarus	*	3	0	1	1	1	0	2	X		8
C	5	AUT - Austria	*	0	0	0	2	0	1	2	0		5
	5	KAZ - Kazakhstan		1	1	1	0	2	0	0	1		6
D	5	TPE - Chinese Taipei		0	1	0	1	0	0	5	0		7
	6	POR - Portugal	*	2	0	1	0	1	1	0	3		8

Play-offs Bracket



Legend:
 Power Play **LSFE(*)** Last Stone First End **X** Unplayed/unfinished end due to concession

Competition Matrix

Group A

Team	BLR	KGZ	LAT	LTU	POR	SVK
BLR		6 - 8	4 - 13	9 - 4	8 - 5	6 - 4
KGZ	8 - 6		L - W	9 - 8	5 - 6	7 - 8
LAT	13 - 4	W - L		7 - 4	8 - 7	6 - 3
LTU	4 - 9	8 - 9	4 - 7		10 - 6	10 - 4
POR	5 - 8	6 - 5	7 - 8	6 - 10		12 - 1
SVK	4 - 6	8 - 7	3 - 6	4 - 10	1 - 12	

Standings after Round Robin

Rank	Team	Games	Wins	Losses				
1	LAT - Latvia	5	5	0		Q		
2	BLR - Belarus	5	3	2		Q		
3	POR - Portugal	5	2	3		Q	w1	DSC 47.93cm
4	KGZ - Kyrgyzstan	5	2	3			w1	DSC 74.51cm
5	LTU - Lithuania	5	2	3			w1	DSC 113.64cm
6	SVK - Slovakia	5	1	4				

Group B

Team	BRA	KAZ	NGR	SLO	TUR
BRA		4 - 10	8 - 1	7 - 5	3 - 12
KAZ	10 - 4		8 - 7	10 - 3	8 - 9
NGR	1 - 8	7 - 8		11 - 10	0 - 14
SLO	5 - 7	3 - 10	10 - 11		1 - 12
TUR	12 - 3	9 - 8	14 - 0	12 - 1	

Standings after Round Robin

Rank	Team	Games	Wins	Losses		
1	TUR - Turkey	4	4	0		Q
2	KAZ - Kazakhstan	4	3	1		Q
3	BRA - Brazil	4	2	2		Q
4	NGR - Nigeria	4	1	3		
5	SLO - Slovenia	4	0	4		

Competition Matrix

Group C

Team	AUT	BEL	DEN	MEX	TPE
AUT		9 - 4	2 - 11	5 - 2	2 - 10
BEL	4 - 9		7 - 8	3 - 8	5 - 9
DEN	11 - 2	8 - 7		12 - 3	11 - 3
MEX	2 - 5	8 - 3	3 - 12		1 - 9
TPE	10 - 2	9 - 5	3 - 11	9 - 1	

Standings after Round Robin

Rank	Team	Games	Wins	Losses	
1	DEN - Denmark	4	4	0	Q
2	TPE - Chinese Taipei	4	3	1	Q
3	AUT - Austria	4	2	2	Q
4	MEX - Mexico	4	1	3	
5	BEL - Belgium	4	0	4	

Legend:

DSC Draw Shot Challenge

W Win

L Loss

wn Number of wins (n) against tied teams

Q Qualified for the play-offs

Draw Shot Challenge by Group

Group A		Stone Rotation	Last Stone Draw in each Round Robin Game					DSC
Rank	Team		1	2	3	4	5	
1	POR - Portugal	↻	89.0	33.5	47.1	34.8	192.9	47.93cm
		↻	82.9	29.7	38.3	69.2	112.4	
2	BLR - Belarus	↻	60.5	33.8	14.8	44.0	39.3	58.41cm
		↻	90.7	147.6	199.6	17.5	164.7	
3	KGZ - Kyrgyzstan	↻	54.8	85.6	70.1	127.4	124.2	74.51cm
		↻	48.3	49.4	109.7	103.7	31.0	
4	SVK - Slovakia	↻	78.1	92.1	87.6	74.9	140.9	91.47cm
		↻	87.0	199.6	62.3	158.3	65.5	
5	LAT - Latvia	↻	141.2	129.3	35.0	199.6	50.8	105.51cm
		↻	5.9	28.0	199.6	199.6	80.9	
6	LTU - Lithuania	↻	109.7	41.2	15.2	199.6	103.7	113.64cm
		↻	45.7	184.5	199.6	199.6	175.6	

Group B		Stone Rotation	Last Stone Draw in each Round Robin Game				DSC
Rank	Team		1	2	3	4	
1	TUR - Turkey	↻	23.0	19.5	29.2	16.0	24.97cm
		↻	181.9	2.3	40.8	44.0	
2	BRA - Brazil	↻	156.3	199.6	7.9	11.1	69.99cm
		↻	115.0	60.0	97.0	42.6	
3	SLO - Slovenia	↻	126.4	102.7	78.8	171.9	94.44cm
		↻	182.5	15.5	84.6	81.2	
4	NGR - Nigeria	↻	25.2	111.7	170.4	125.9	115.41cm
		↻	90.6	84.5	199.6	199.6	
5	KAZ - Kazakhstan	↻	185.6	199.6	83.9	106.7	136.59cm
		↻	199.6	110.6	70.1	199.6	

Group C		Stone Rotation	Last Stone Draw in each Round Robin Game				DSC
Rank	Team		1	2	3	4	
1	DEN - Denmark	↻	25.2	19.5	12.5	72.7	33.53cm
		↻	199.6	8.2	10.8	85.8	
2	MEX - Mexico	↻	41.8	28.7	52.9	63.9	40.10cm
		↻	142.2	53.9	1.2	38.3	
3	TPE - Chinese Taipei	↻	17.0	36.7	52.7	19.3	44.04cm
		↻	45.3	29.4	107.9	163.3	
4	AUT - Austria	↻	104.1	26.1	173.7	12.5	68.00cm
		↻	101.6	43.9	152.4	35.4	
5	BEL - Belgium	↻	48.6	24.0	123.5	85.9	102.06cm
		↻	194.2	78.5	159.7	199.6	

Note:

The Draw Shot Challenge (DSC) is the average distance of all the individual Last Stone Draws (LSD), which were delivered by a team during the round robin. Since the groups are of differing sizes, to ensure the DSC is calculated the same way, only the LSDs from the first 'equal number' of games will be used. The least favourable result will be eliminated before calculating the average distance. The team with the lesser DSC receives the higher ranking. If the DSCs are equal then the team with the best non-equal counting LSD receives the higher ranking. In the case where all counting LSDs are equal, the team ranked higher in the official WCF World Rankings is ranked higher.

Legend:

↻ Clockwise

↻ Counter-clockwise

DSC Draw Shot Challenge

Scoring Analysis

Team	Games	LSFE	Stolen Ends	Last Stone Eff.	PP Eff.	Points Scored						Total	Plus / Minus
						0	1	2	3	4	>4		
TUR	4 For	4	11	73%	100%	0	7	5	6	3	0	47	+35
	Against	0	1			0	4	1	2	0	0	12	
DEN	4 For	3	9	50%	67%	0	7	4	3	2	2	42	+27
	Against	1	3			0	6	3	1	0	0	15	
LAT	5 For	2	8	50%	50%	0	10	6	2	2	1	41	+19
	Against	3	3			0	9	5	1	0	0	22	
KAZ	4 For	1	12	36%	67%	0	10	3	5	0	1	36	+13
	Against	3	4			0	5	4	2	1	0	23	
TPE	4 For	2	9	55%		0	6	4	3	2	0	31	+12
	Against	2	5			0	7	2	1	0	1	19	
POR	5 For	2	10	40%	100%	0	14	4	3	0	1	36	+4
	Against	3	3			0	6	3	4	2	0	32	
LTU	5 For	3	1	45%	80%	0	4	3	6	2	0	36	+1
	Against	2	8			0	13	6	2	1	0	35	
BLR	5 For	3	8	41%	40%	0	11	6	2	1	0	33	-1
	Against	2	5			0	8	4	3	1	1	34	
KGZ	5 For	4	5	38%	100%	0	9	6	4	0	0	33	-2
	Against	1	7			0	12	2	5	1	0	35	
BRA	4 For	3	5	24%	33%	0	7	4	1	1	0	22	-6
	Against	1	9			0	9	2	5	0	0	28	
AUT	4 For	1	5	31%	0%	0	7	3	0	0	1	18	-9
	Against	3	7			0	9	5	0	2	0	27	
BEL	4 For	0	5	23%	0%	0	11	4	0	0	0	19	-15
	Against	4	3			0	3	7	1	1	2	34	
MEX	4 For	4	1	15%	0%	0	6	4	0	0	0	14	-15
	Against	0	11			0	12	2	3	1	0	29	
NGR	4 For	1	5	17%	50%	0	4	4	1	1	0	19	-21
	Against	3	13			0	9	6	2	2	1	40	
SLO	4 For	1	5	12%	0%	0	8	1	0	1	1	19	-21
	Against	3	11			0	9	4	2	3	1	40	
SVK	5 For	1	2	20%	40%	0	10	2	2	0	0	20	-21
	Against	4	8			0	10	7	4	0	1	41	
Total	35		101			0	131	63	38	15	7	466	

Note:

Stolen ends are the ends won without the last stone advantage.
Last Stone Efficiency: Scoring two or more points with last stone advantage.
Power Play Efficiency: Scoring two or more points by the team calling a Power Play.

Legend:

>4 More than four points scored **Eff.** Efficiency **LSFE** Last Stone First End
PP Power Play

Summary of Big Ends

Points Scored	By	Against	Session	End	Game Result
5	DEN - Denmark	TPE - Chinese Taipei	7	1	11 : 3
5	DEN - Denmark	BEL - Belgium	3	5	8 : 7
5	AUT - Austria	BEL - Belgium	8	6	9 : 4
5	KAZ - Kazakhstan	SLO - Slovenia	5	1	10 : 3
5	LAT - Latvia	BLR - Belarus	2	4	13 : 4
5	POR - Portugal	SVK - Slovakia	6	1	12 : 1
5	SLO - Slovenia	NGR - Nigeria	4	2	10 : 11
4	TUR - Turkey	NGR - Nigeria	8	6	14 : 0
4	TUR - Turkey	SLO - Slovenia	3	3	12 : 1
4	TUR - Turkey	SLO - Slovenia	3	1	12 : 1
4	DEN - Denmark	AUT - Austria	6	1	11 : 2
4	DEN - Denmark	MEX - Mexico	1	1	12 : 3
4	LAT - Latvia	POR - Portugal	4	3	8 : 7
4	LAT - Latvia	BLR - Belarus	2	1	13 : 4
4	LTU - Lithuania	POR - Portugal	9	4	10 : 6
4	LTU - Lithuania	KGZ - Kyrgyzstan	7	7	8 : 9
4	TPE - Chinese Taipei	BEL - Belgium	4	6	9 : 5
4	TPE - Chinese Taipei	AUT - Austria	3	3	10 : 2
4	BLR - Belarus	LTU - Lithuania	4	1	9 : 4
4	BRA - Brazil	KAZ - Kazakhstan	1	3	4 : 10
4	NGR - Nigeria	SLO - Slovenia	4	7	11 : 10
4	SLO - Slovenia	NGR - Nigeria	4	5	10 : 11

Note:
Big ends are defined as ends with a score of four or more points.

Power Play Analysis

Team	Games	Number of Power Plays	Points Scored in Power Play							Total	Average Score in Power Play
			<0	0/X	1	2	3	4	>4		
TUR	4	2	0	0	0	0	2	0	0	6	+3.0
KGZ	5	4	0	0	0	1	3	0	0	11	+2.8
DEN	4	3	0	0	1	1	0	0	1	8	+2.7
POR	5	3	0	0	0	1	2	0	0	8	+2.7
KAZ	4	3	1	0	0	0	1	0	1	6	+2.0
LTU	5	5	1	0	0	2	2	0	0	9	+1.8
LAT	5	5	1	1	1	1	1	0	0	5	+1.3
BEL	4	3	0	0	3	0	0	0	0	3	+1.0
SLO	4	1	0	0	1	0	0	0	0	1	+1.0
BLR	5	5	2	0	1	2	0	0	0	3	+0.6
SVK	5	5	2	0	1	2	0	0	0	3	+0.6
NGR	4	2	1	0	0	0	1	0	0	1	+0.5
BRA	4	3	1	0	1	1	0	0	0	0	0.0
MEX	4	3	2	0	1	0	0	0	0	-3	-1.0
AUT	4	2	1	0	0	0	0	0	0	-2	-2.0
TPE	4	0	0	0	0	0	0	0	0	0	
Total	35	49	12	1	10	11	12	0	2	59	+1.3

Note:
Power Play can be used once per game by each team and only when the team has the last stone advantage. Power Play cannot be used in extra ends. The Games Total includes games not played.

Legend:
<0 Ends scored by the opponent team >4 More than four points scored X Unfinished end due to concession

Session Results and Standings

Sheet	Game	Team	LSFE	1	2	3	4	5	6	7	8	Extra	Ends	Total
A	4	BRA - Brazil	*	1	2	0	1	1	2	1	X			8
	4	NGR - Nigeria		0	0	1	0	0	0	0	X			1
B	5	LAT - Latvia	*	0	1	0	1	3	0	2				W
	5	KGZ - Kyrgyzstan		1	0	1	0	0	2	0	/			L
C	5	POR - Portugal		1	0	1	0	3	0	1	X			6
	5	LTU - Lithuania	*	0	3	0	4	0	3	0	X			10
D	5	BLR - Belarus	*	1	1	0	2	0	1	0	1			6
	5	SVK - Slovakia		0	0	1	0	2	0	1	0			4
E	4	TUR - Turkey	*	0	3	0	1	0	2	0	3			9
	4	KAZ - Kazakhstan		1	0	3	0	1	0	3	0			8

Standings after Round Robin

Group A					Group B				
Rank	Team	Games	Wins	Losses	Rank	Team	Games	Wins	Losses
1	LAT - Latvia	5	5	0	1	TUR - Turkey	4	4	0
2	BLR - Belarus	5	3	2	2	KAZ - Kazakhstan	4	3	1
3	POR - Portugal	5	2	3	3	BRA - Brazil	4	2	2
4	KGZ - Kyrgyzstan	5	2	3	4	NGR - Nigeria	4	1	3
5	LTU - Lithuania	5	2	3	5	SLO - Slovenia	4	0	4
6	SVK - Slovakia	5	1	4					

Group C				
Rank	Team	Games	Wins	Losses
1	DEN - Denmark	4	4	0
2	TPE - Chinese Taipei	4	3	1
3	AUT - Austria	4	2	2
4	MEX - Mexico	4	1	3
5	BEL - Belgium	4	0	4

Legend:		
<input type="checkbox"/>	Power Play	/ Team ran out of time
L	Loss	LSFE(*) Last Stone First End
W	Win	wn Number of wins (n) against tied teams
		DSC Draw Shot Challenge
		Q Qualified for the play-offs
		X Unplayed/unfinished end due to concession

Session Results and Standings

Sheet	Game	Team	LSFE	1	2	3	4	5	6	7	8	Extra Ends	Total
A	2	KGZ - Kyrgyzstan	*	0	1	0	3	1	0	2	0		7
	2	SVK - Slovakia		1	0	3	0	0	3	0	1		8
B	2	TPE - Chinese Taipei	*	3	2	0	0	0	4	0	X		9
	2	BEL - Belgium		0	0	1	2	1	0	1	X		5
C	2	SLO - Slovenia	*	0	5	1	0	4	0	0	0		10
	2	NGR - Nigeria		1	0	0	2	0	3	4	1		11
D	2	POR - Portugal	*	2	0	0	0	3	1	1	0		7
	2	LAT - Latvia		0	1	4	1	0	0	0	2		8
E	2	LTU - Lithuania		0	0	0	0	3	0	1	X		4
	2	BLR - Belarus	*	4	1	1	1	0	2	0	X		9

Current Standings

Group A					Group B				
Rank	Team	Games	Wins	Losses	Rank	Team	Games	Wins	Losses
1	LAT - Latvia	2	2	0	1	KAZ - Kazakhstan	2	2	0
2	BLR - Belarus	2	1	1	2	TUR - Turkey	1	1	0
2	LTU - Lithuania	2	1	1	3	NGR - Nigeria	2	1	1
2	POR - Portugal	2	1	1	4	BRA - Brazil	1	0	1
2	SVK - Slovakia	2	1	1	5	SLO - Slovenia	2	0	2
6	KGZ - Kyrgyzstan	2	0	2					

Group C				
Rank	Team	Games	Wins	Losses
1	DEN - Denmark	2	2	0
1	TPE - Chinese Taipei	2	2	0
3	AUT - Austria	1	0	1
3	MEX - Mexico	1	0	1
5	BEL - Belgium	2	0	2

Note:
Under WCF rules, tie-breaking rules for standings are not applied until after the last game of the round robin.

Legend:
 Power Play **LSFE(*)** Last Stone First End **X** Unplayed/unfinished end due to concession

Entry List by Country

REVISED
8 OCT 8:03

As of FRI 8 OCT 2021

AUT - Austria		Group C
F	AUGUSTIN Hannah	R
M	REICHEL Martin	R
C	SCHROEDER Bjoern (GER)	
O	-	

BEL - Belgium		Group C
F	GEERINCKX Veerle	R
M	HEYLEN Dirk	L
C	-	
O	-	

BLR - Belarus		Group A
F	TARSUNOVA Tatsiana	R
M	BURMISTRAU Vitali	R
C	TELEZHKIN Vasilii (RUS)	
O	-	

BRA - Brazil		Group B
F	SHIBUYA Anne	R
M	McMULLAN Scott	R
C	-	
O	GERVAN Matthew (CAN)	

DEN - Denmark		Group C
F	LANDER Jasmin	R
M	HOLTERMANN Henrik	R
C	HERTSDAHL Kenneth	
O	-	

KAZ - Kazakhstan		Group B
F	EBAUYER Angelina	R
M	KORABAYEV Madiyar	R
C	LILL Erkki (EST)	
O	-	

KGZ - Kyrgyzstan		Group A
F	FROLOVA Anastasiia	R
M	OSOLODKOV Ivan	R
C	SAMATOV Tynchtykbek	
O	-	

LAT - Latvia		Group A
F	BARONE Daina	R
M	VEIDEMANIS Arnis	R
C	-	
O	-	

LTU - Lithuania		Group A
F	RYKOVE Akvile	R
M	RYKOV Konstantin	R
C	-	
O	-	

MEX - Mexico		Group C
F	QUINTERO Estefana	R
M	ABREU Ismael	R
C	-	
O	-	

NGR - Nigeria		Group B
F	COLE Susana	R
M	COLE T.J.	L
C	-	
O	-	

POR - Portugal		Group A
F	GALE SEIXEIRO April	R
M	SEIXEIRO Steve	R
C	SIMPSON Fiona Grace (ITA)	
2C	AGDUMAN Fatih (TUR)	

SLO - Slovenia		Group B
F	PRISLAN Andreja	R
M	BILCAR Marko	R
C	-	
O	-	

SVK - Slovakia		Group A
F	MATULOVA Daniela	R
M	GALLO Juraj	R
C	-	
O	-	

TPE - Chinese Taipei		Group C
F	CHOU Amanda	L
M	LIU Brendon	R
C	LIN Ting-Li	
O	-	

TUR - Turkey		Group B
F	YILDIZ Dilsat	R
M	KARAGOZ Ugurcan	R
C	CAKIR Bilal Omer	
O	TUNGA Ahmet Alperen	

Note:

Team members are identified as follows:

F = Female, **M** = Male, **C** = Coach, **2C** = 2nd Team Coach, **NC** = National Coach, **T** = Translator, **O** = Team Official

Legend:

L Left-handed **R** Right-handed

REVISED

Team POR: handedness revised

Competition Officials

As of TUE 5 OCT 2021

Function	Name	Organisation
WCF President:	CAITHNESS Kate	SCO - Scotland
WCF Head of Competitions:	ROETHLISBERGER Eeva	SUI - Switzerland
WCF Technical Delegate:	WILLMS Karri	CAN - Canada
Chief Umpire:	CZARNETZKI Susie	USA - United States
Deputy Chief Umpire:	CZARNETZKI Randy	USA - United States
Game Umpires:	DASDEN Murat	TUR - Turkey
	DUMLU Yusuf	TUR - Turkey
	MATAU Gheorghe	ROU - Romania
	SOKOLOVA Evgenia	RUS - Russia
	YETIMOGULLARI Tuba Betul	TUR - Turkey
Chief Ice Technician:	FRITZ Joe	GER - Germany
Deputy Chief Ice Technician:	MOGLIA Ivan	ITA - Italy
Chief Timer:	ERIKSSON Ingemar	SWE - Sweden
Deputy Chief Timer:	DURMUS Mustafa	TUR - Turkey

Competition Schedule

As of THU 30 SEP 2021

Date	Start Time	Session	Sheet A	Sheet B	Sheet C	Sheet D	Sheet E	
TUE 5 OCT	9:00	MD1			DEN - MEX	KAZ - BRA		
	14:00	MD2		KGZ - POR	BLR - LAT	SVK - LTU		
	19:00	MD3	SLO - TUR	NGR - KAZ	AUT - TPE	DEN - BEL		
WED 6 OCT	9:00	MD4	KGZ - SVK	TPE - BEL	SLO - NGR	POR - LAT	LTU - BLR	
	14:00	MD5		TUR - BRA			KAZ - SLO	
	19:00	MD6	LTU - LAT	BEL - MEX	KGZ - BLR	AUT - DEN	SVK - POR	
THU 7 OCT	9:00	MD7	MEX - AUT	POR - BLR	LAT - SVK	LTU - KGZ	TPE - DEN	
	14:00	MD8		MEX - TPE	BRA - SLO	NGR - TUR	BEL - AUT	
	19:00	MD9	BRA - NGR	LAT - KGZ	POR - LTU	BLR - SVK	TUR - KAZ	
FRI 8 OCT	9:00	Mixed Doubles Play-off Session 1						
	15:00	Mixed Doubles Play-off Session 2						
SUN 10 OCT	14:00	1		CZE - NGR	AUT - HUN	TPE - BRA	TUR - KGZ	
	19:00	2	SVK - LAT	BEL - ESP		FIN - SLO	EST - ROU	
MON 11 OCT	9:00	3	kaz - hun	bra - tur	lat - slo	NGR - AUT	HUN - FIN	
	14:00	4	SLO - CZE	LAT - ROU	BEL - SVK		aut - svk	
	19:00	5	ESP - EST	KGZ - TPE	tur - aut	esp - lat	KAZ - BRA	
TUE 12 OCT	9:00	6	bra - aut		SLO - NGR	HUN - CZE		
	14:00	7	KGZ - KAZ	ESP - LAT	esp - hun	slo - kaz	nor - tur	
	19:00	8	TPE - TUR	hun - slo	FIN - AUT	EST - BEL	ROU - SVK	
WED 13 OCT	9:00	9	svk - nor	ROU - BEL	LAT - EST	SVK - ESP		
	14:00	10		kaz - esp	svk - bra	aut - nor	hun - lat	
	19:00	11	CZE - AUT	SLO - HUN	TUR - KAZ	BRA - KGZ	FIN - NGR	
THU 14 OCT	9:00	12		BRA - TUR	ESP - ROU		slo - esp	
	14:00	13	NGR - HUN	EST - SVK	CZE - FIN	KAZ - TPE	BEL - LAT	
	19:00	14	lat - kaz	nor - bra		tur - svk	AUT - SLO	
FRI 15 OCT	9:00	Men's and Women's Play-off Session 1						
	16:00	Men's and Women's Play-off Session 2						

Note:

Lowercase - women UPPERCASE - MEN, MIXED DOUBLES
First named team in each game plays red-handled stones and wears dark coloured upper playing garments.
Please check online for more details and the latest updates.

Legend:

MDn Mixed Doubles session n