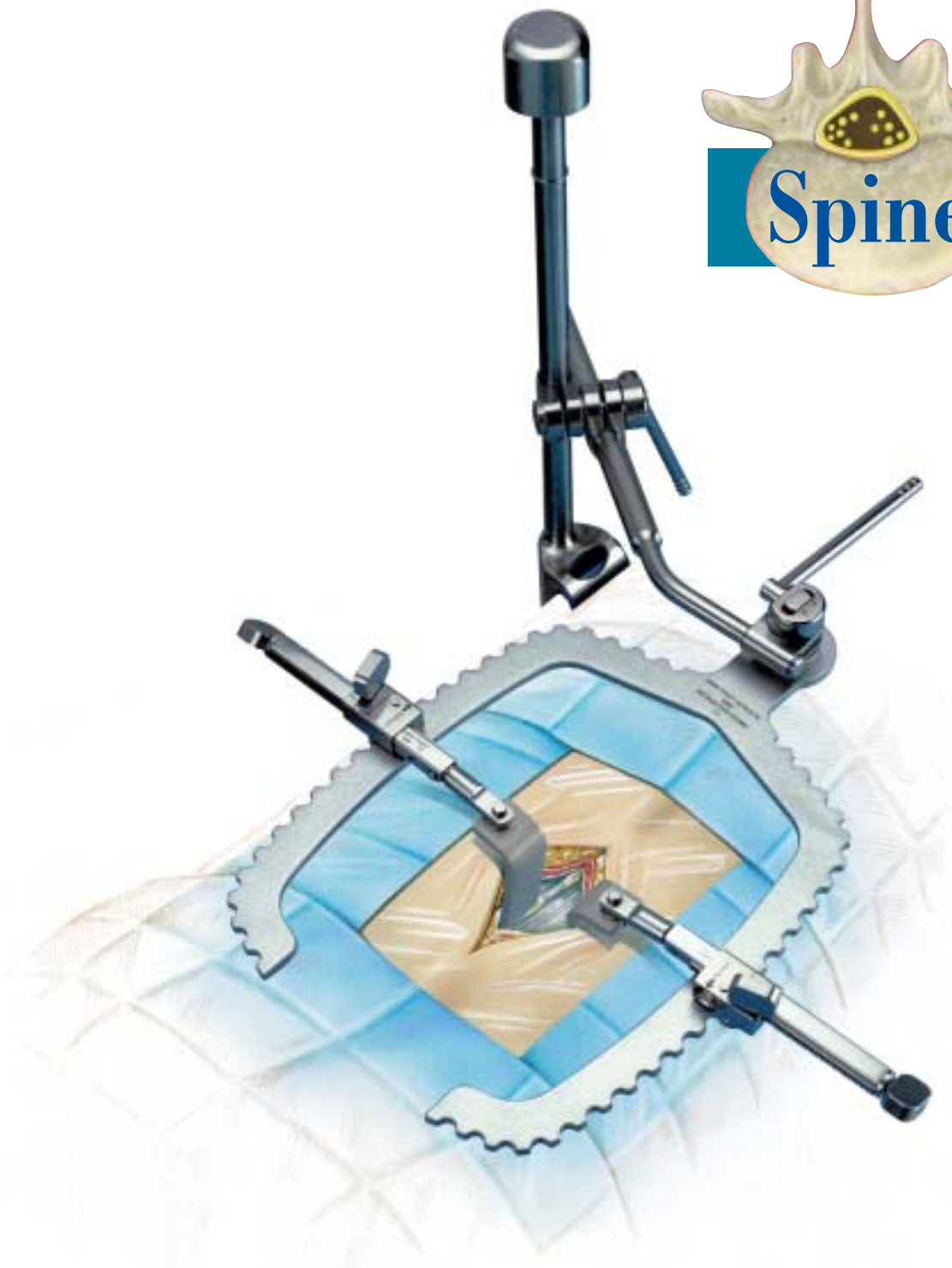


# Spine Tract<sup>®</sup>

SYSTEM



 OMNI-TRACT<sup>®</sup>  
SURGICAL

A Division of Minnesota Scientific, Inc.

# Advancing the Art of Exposure

*Good exposure is predicated on a retractors ability to adapt to a surgical procedure and variations in patient anatomy. Most self-retaining spine retractors require equal, opposite retraction force to achieve exposure even though the retraction may only be needed in one direction. Toothed or hook style blades impale soft tissue to limit the retractors tendency to migrate to a neutral, tension-free position. Size differences between opposing blades, although helpful in matching the anatomical requirements of an exposure, increase retractor migration. By design, these retractors can not achieve the retraction angle and pressure appropriate to the structure being retracted and when they do, it is at the expense of opposing soft tissue or bone. That is why Omni-Tract Surgical has applied over twenty years of experience in retractor design to the Spine-Tract Systems. The simple concept of securing the retractor frame to the O.R. table rail allows you to place blades at any angle with exact pressure for unilateral, bilateral, single or multi-level exposures. Spine-Tract systems perform consistently on all patient sizes with less soft tissue, ligament or vessel disruption, potentially smaller incisions and less post operative pain.*

# Omni-Tract Surgical Spine-Tract Systems

## **LF400 Posterior Lumbar Retractor**

Microdiscectomy  
to multi-level  
reconstruction

pages 2 & 3



## **CF300 Anterior Cervical Retractor**

Appropriate retraction  
of the asymmetric  
structures of the neck

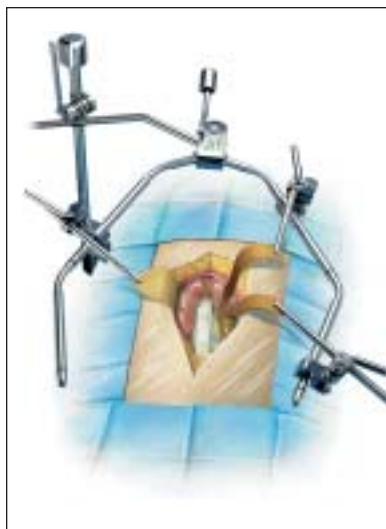
pages 4 & 5



## **AF400 Anterior Lumbar Retractor**

Radiolucent retractors  
for image dependent  
spinal procedures

pages 6 & 7



## **SK500 Radiolucent Anterior Lumbar Blade Kit**

Radiolucent retractor  
kit for use with  
Omni-Tract retractor  
systems

page 8

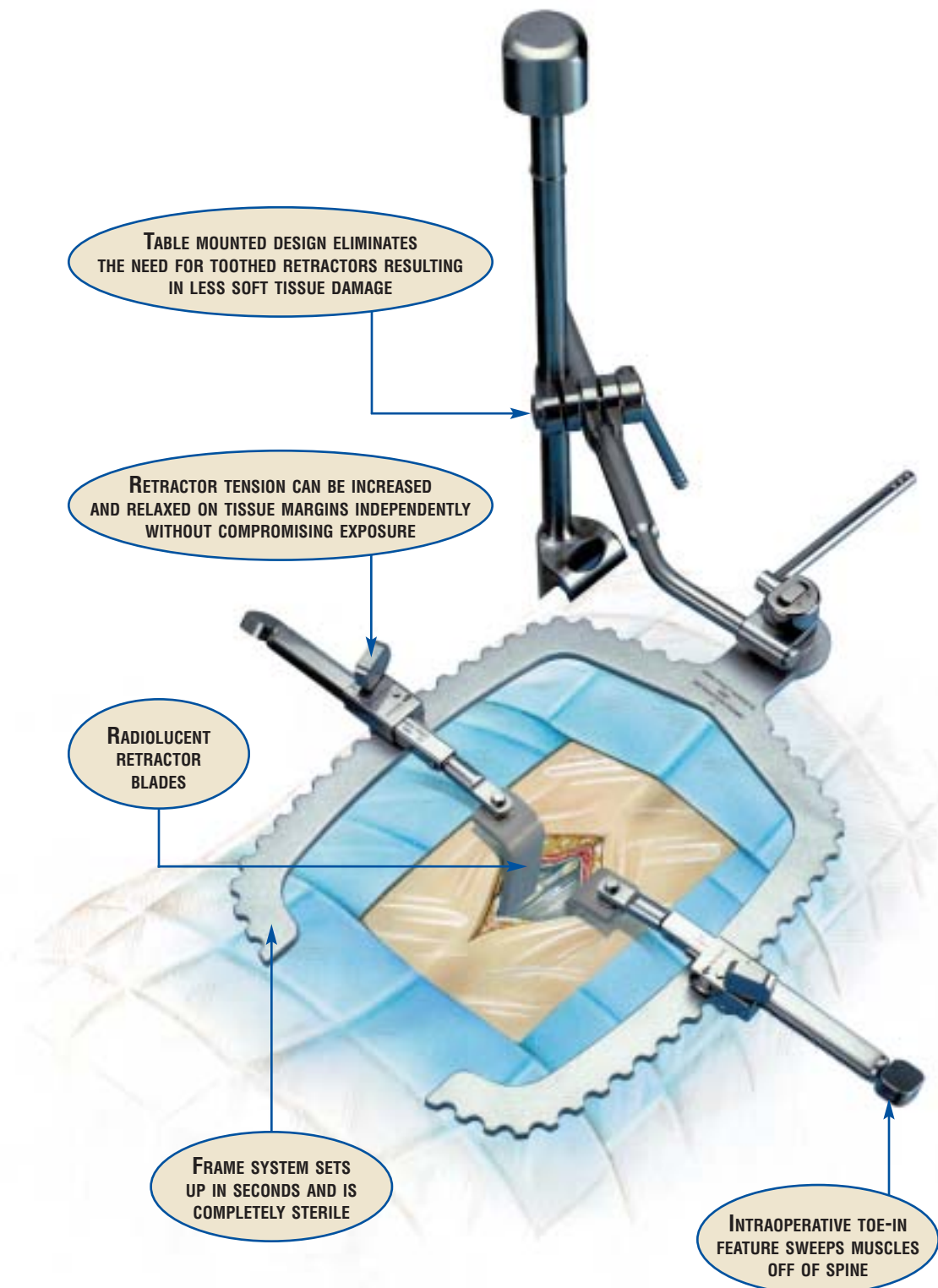


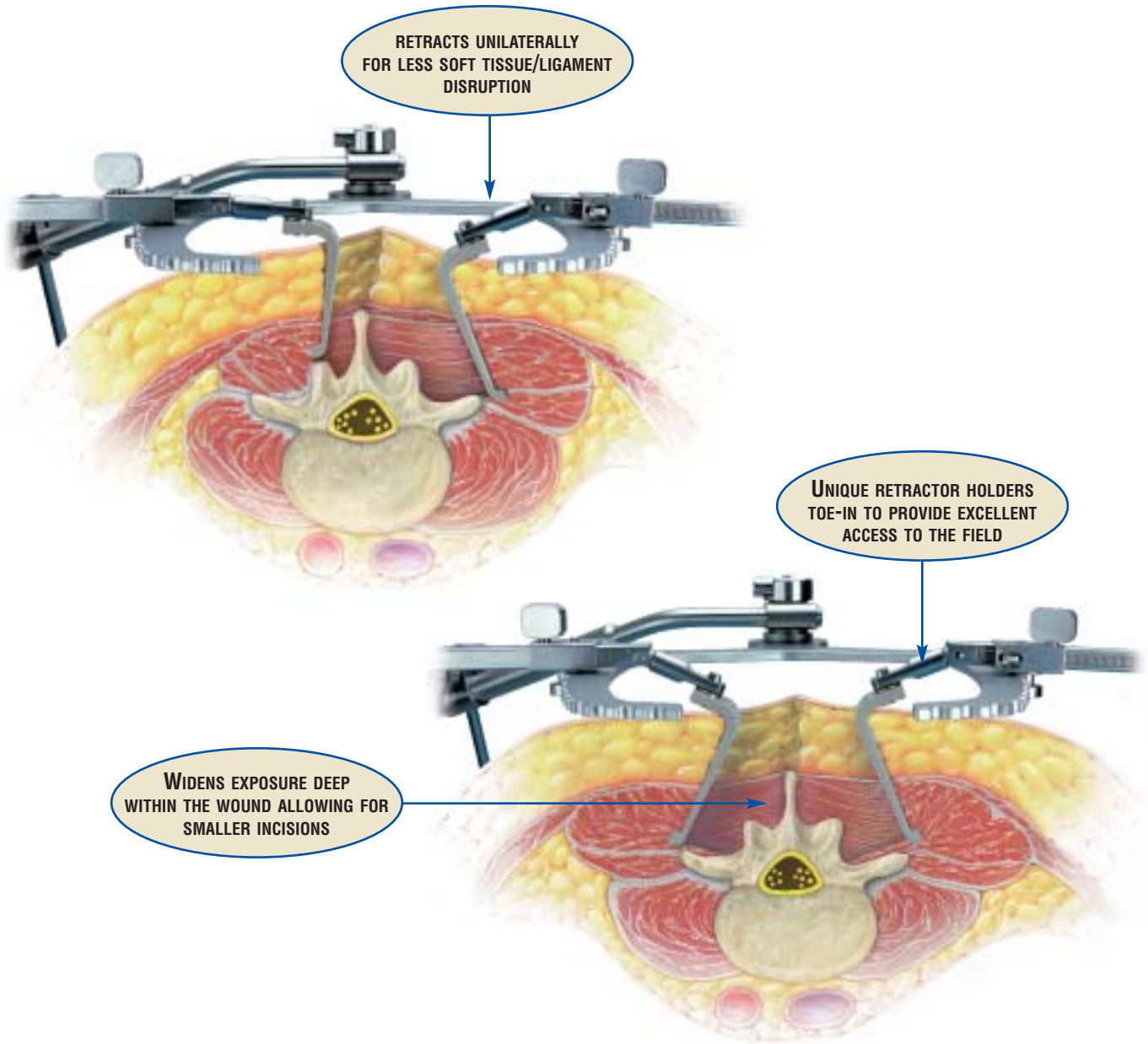
**Spine-Tract systems are available for  
free evaluation by calling 800-367-8657.**

The LF400 employs unique blade holders to capture and retract the paraspinal muscle with the strength of the best rack and pinion “crank” style lumbar retractors. In addition, a toe-in feature provides excellent muscle elevation, widening exposure deep within the wound while limiting incision length. Exposure is maintained without impaling soft tissue or buttressing retraction forces off of opposing soft tissue. Individual retractor tension can be easily relaxed without a loss of retractor position or exposure and radiolucent retractor blades do not interfere with image guided instrumentation procedures.

# LF400 Posterior Lumbar Retractor


## Microdiscectomy to multi-level reconstruction





### LF400 Spine-Tract Posterior Lumbar Retractor System

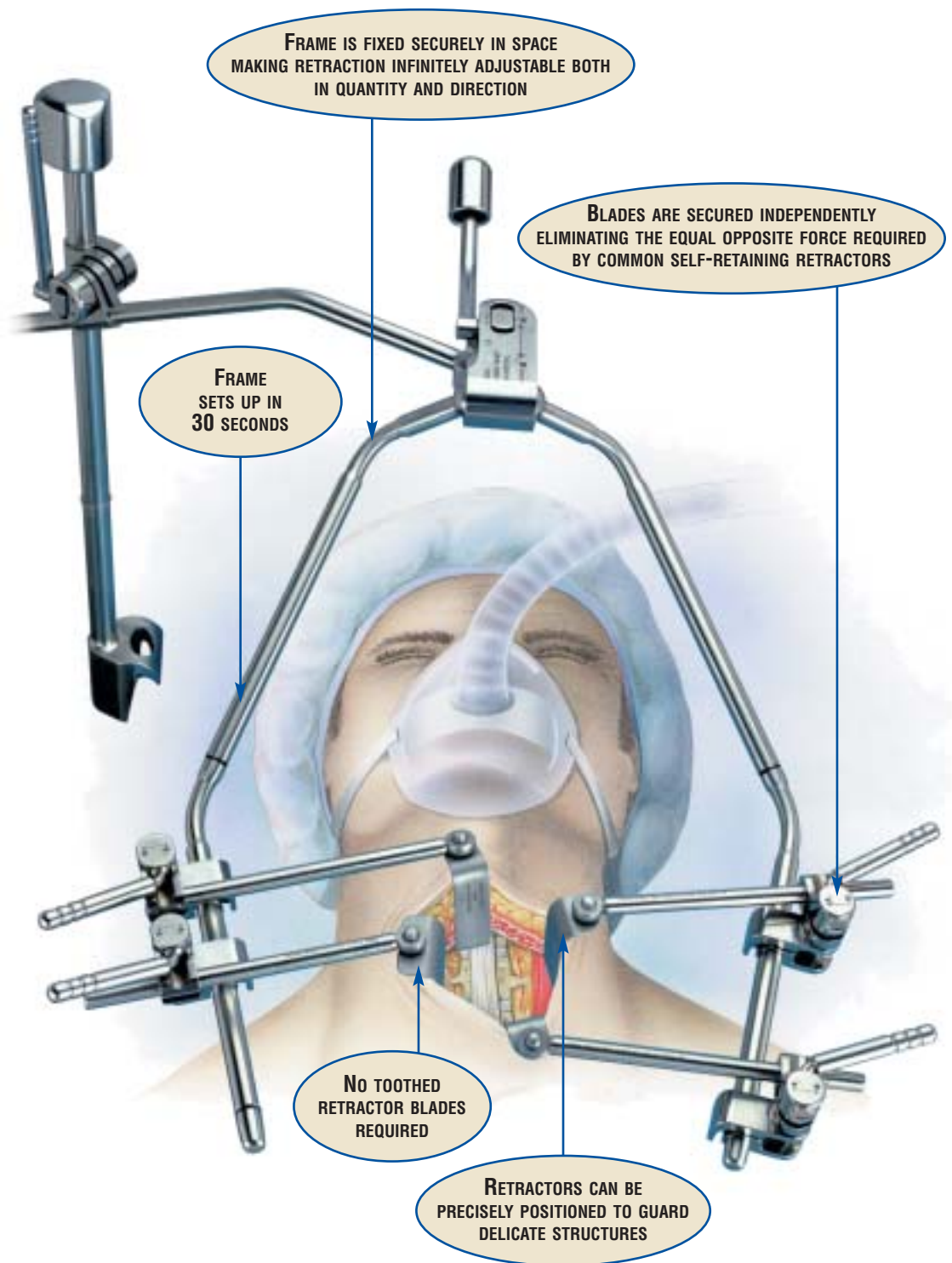
Qty	Item	Part #
A	1 Omni-Clamp Sterile Field Post (3/4 clamp)	4571
B	1 Retractor Frame	4087
C	4 Articulating Blade Holder	3920
D	2 Meyerding Blade, 3/4" x 2" (2cm x 5cm), Radiolucent	4400
E	2 Meyerding Blade, 1" x 2 1/2" (2.5cm x 6.4cm), Radiolucent	4401
F	2 Meyerding Blade, 1" x 3" (2.5cm x 7.6cm), Radiolucent	4402
G	2 Meyerding Blade, 2" x 2 1/2" (5cm x 6.4cm), Radiolucent	4403
H	2 Meyerding Blade, 2" x 3" (5cm x 7.6cm), Radiolucent	4404
I	2 Meyerding Blade, 2" x 4" (5cm x 10.2cm), Radiolucent	4405
J	2 Meyerding Blade, 2" x 5" (5cm x 12.7cm), Radiolucent	4406
K	2 Double Angled Blade, 1" x 3" (2.5cm x 7.6cm), Radiolucent	4407



The problem with most self-retaining cervical retractors is their reliance on equal opposing forces on distinctly different opposing soft tissues. The optimum pressure and angle required to retract lateral structures is different than those dictated by the anatomy. Thus, good exposure with these retractors compromises optimum soft tissue retraction. In addition, toothed retractors opposed by smooth, toothless blades results in retractor ride-up requiring ad-hoc stabilization of the medial arm or a resetting of the retractor. The Spine-Tract CF300 system was designed to allow exact retractor blade placement and retraction pressure based on the structure being retracted. The table mounted frame eliminates retractor migration and the need for toothed retractors. The system performs consistently on all patient sizes up to C-2, C-3.


# CF300 Anterior Cervical Retractor

Appropriate retraction of the asymmetric structures of the neck



## CF300 Spine-Tract Anterior Cervical Retractor System

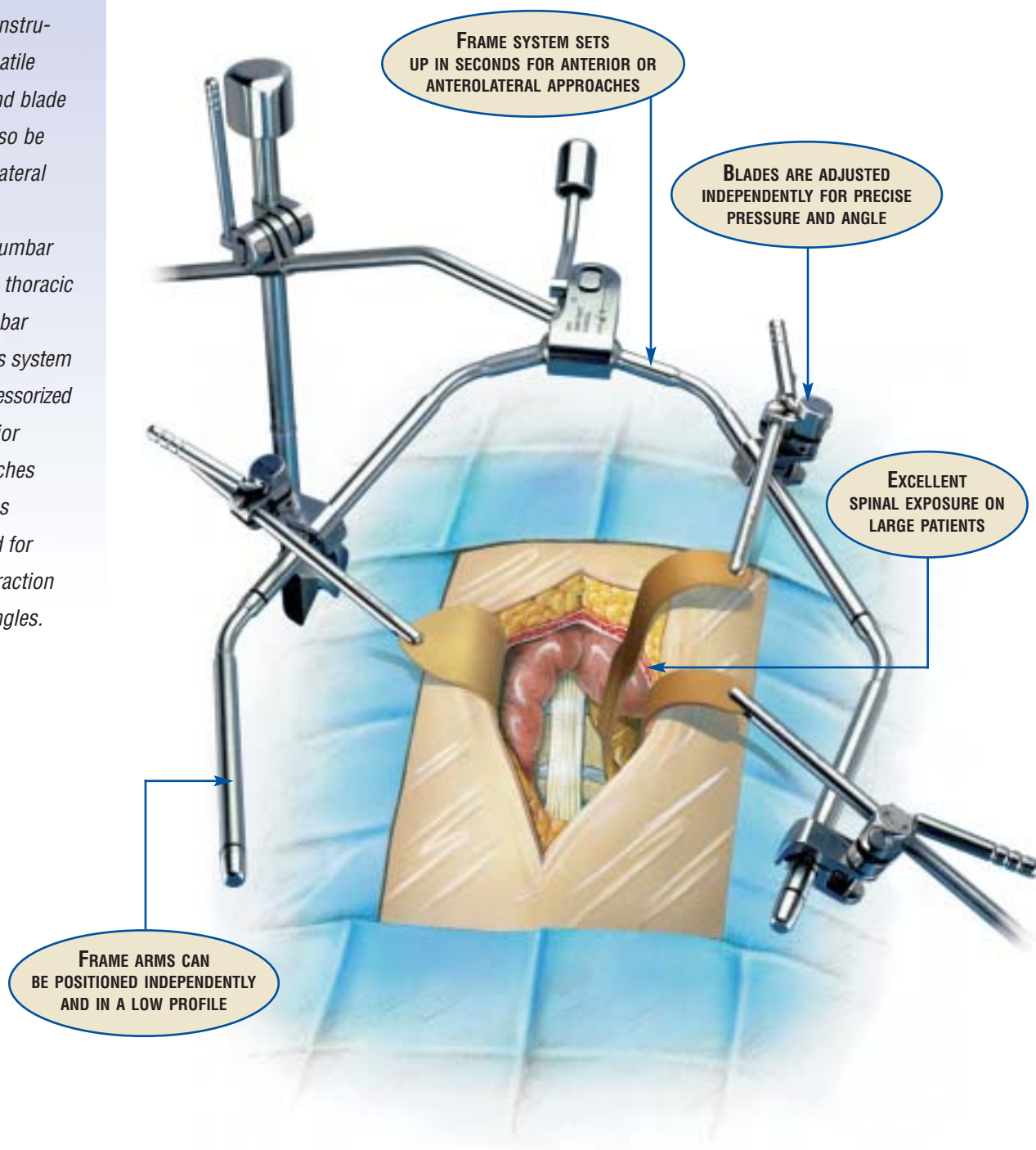
Qty	Item	Part #
A	1 Omni-Clamp Sterile Field Post	4080
B	5 SnapClamp	4040
C	1 FastSystem Wishbone	4020
D	5 FastSnap Blade Holder	3910
E	1 Cloward Blade, 1/2" x 3" (1cm x 7.6cm)	3914
F	1 Cloward Tapered Blade, 3/4" x 1 1/4" (2cm x 3.8cm)	3915
G	1 Cloward Tapered Blade, 3/4" x 1 1/2" (2cm x 3.8cm)	3916
H	1 Lateral Blade (w/lip), 3/4" x 2" (2cm x 5cm)	3917
I	1 Lateral Blade (w/lip), 1" x 2" (2.5cm x 5cm)	3918
J	1 Lateral Blade (w/lip), 1" x 3" (2.5cm x 7.6cm)	3919
K	1 Medial Blade (w/o lip), 1 1/4" x 2 3/4" (3cm x 7cm)	3921
L	1 Medial Blade (w/o lip), 1 1/2" x 2 3/4" (3.8cm x 7cm)	3922
M	1 Medial Blade (w/o lip), 1 1/2" x 3 1/2" (3.8cm x 8.5cm)	3923
N	1 Sub-Mandibular Malleable, 1" x 4" (2.5cm x 10.2cm)	3924
O	1 Sub-Mandibular Malleable, 1" x 6" (2.5cm x 15.2cm)	3925
P	1 Meyerding Blade (Blunt), 1" x 3" (2.5cm x 7.6cm)	3926
Q	1 Meyerding Blade (Blunt), 2" x 2 1/2" (5cm x 6.4cm)	3927
R	1 Meyerding Blade (Blunt), 2" x 3" (5cm x 7.6cm)	3928
S	1 Richardson Blade, 3/4" x 2" (2cm x 5cm)	3929
T	1 Modified Meyerding — Right	3931
U	1 Modified Meyerding — Left	3932



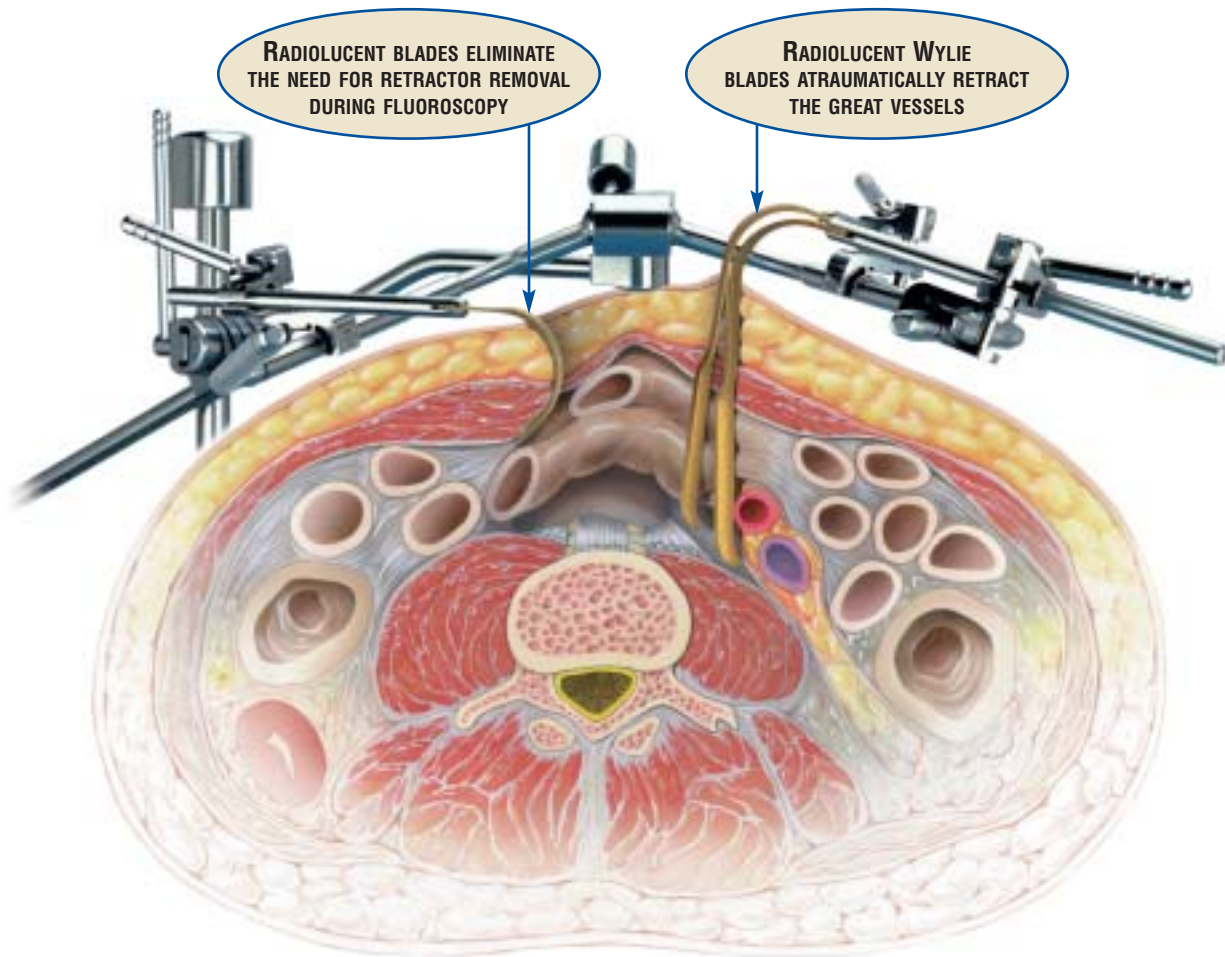
The AF400 system pairs proven Omni-Tract abdominal-vascular retractor features with C-Arm compatibility for outstanding exposure during image guided anterior spinal instrumentation. Versatile frame design and blade selection can also be used on ventrolateral retroperitoneal, extraperitoneal lumbar and retropleural thoracic and thoracolumbar approaches. This system may also be accessorized for use in anterior cervical approaches where structures obviate the need for independent retraction pressure and angles.

# AF400 Anterior Lumbar Retractor

Radiolucent retractors for image dependent spinal procedures








### AF400 Anterior Lumbar Retractor System

Qty	Item	Part #
A	1 Omni-Clamp Sterile Field Post	4080
B	1 Wishbone, Adjustable with Angled Arm	4020
C	6 Snap Clamp	4040
D	2 Aluminum, Mayo Swivel Retractor, 2 <sup>3</sup> / <sub>4</sub> " x 2" (7cm x 5cm)	3974
E	1 Aluminum, Mayo Swivel Retractor, 3 <sup>1</sup> / <sub>2</sub> " x 2" (8.9cm x 5cm)	3975
F	1 Aluminum, Fence Swivel Retractor, 4" x 6" (10.2cm x 15.2cm)	3976
G	1 Aluminum, Splanchnic Swivel Retractor, 2" x 4 <sup>1</sup> / <sub>2</sub> " (5cm x 11.4cm)	3977
H	1 Aluminum, Splanchnic Swivel Retractor, 2" x 6" (5cm x 15.2cm)	3978
I	2 Aluminum, Renal Vein Retractor, 1" x 6" (2.5cm x 15.2cm)	4921
J	1 Aluminum, Deaver Swivel Retractor, 2 <sup>3</sup> / <sub>4</sub> " x 4 <sup>1</sup> / <sub>2</sub> " (7cm x 11.4cm)	3980
K	1 Aluminum, Malleable Swivel Retractor, 2" x 6 <sup>1</sup> / <sub>2</sub> " (5cm x 16.5cm)	3981
L	1 Aluminum, Malleable Swivel Retractor, 3" x 6 <sup>1</sup> / <sub>2</sub> " (7.5cm x 16.5cm)	3982
M	1 Aluminum, Harrington Sweetheart Retractor, 2" x 5" (5cm x 12.7cm)	3983
*	2 Aluminum, Renal Vein Swivel Retractor, 1" x 8" (2.5cm x 20.3cm)	4922
*	2 Aluminum, Renal Vein Swivel Retractor, 1" x 4" (2.5cm x 10.2cm)	4920
*	1 Aluminum, Splanchnic Swivel Retractor, 1 <sup>1</sup> / <sub>2</sub> " x 6" (3.8cm x 15.2cm)	4019
*	1 Aluminum, Splanchnic Swivel Retractor, 2" x 8" (5cm x 20.3cm)	4105




\* Not pictured

Also available - SK500 Anterior Lumbar Blade Kit (AF400 blades for use with existing Omni-Tract systems)

The SK500 blade kit can be added to existing Omni-Tract Wishbone retractor systems allowing you to utilize the Omni-Tract system for ALIF procedures. The retractor kit provides radiolucent retractor blades which are crucial to the ALIF procedure.

# SK500 Radiolucent Anterior Lumbar Blade Kit

Radiolucent retractor kit for use with Omni-Tract retractor systems



## SK500 Radiolucent Anterior Lumbar Blade Kit

Qty	Item	Part #
A 2	Aluminum, Renal Vein Retractor, 1" X 8" (2.5cm X 20.3cm)	.4922
B 2	Aluminum, Mayo Swivel Retractor, 2-3/4" X 2" (7cm X 5cm)	.3974
C 1	Aluminum, Mayo Swivel Retractor, 3-1/2" X 2" (8.9cm X 5cm)	.3975
D 1	Aluminum, Fence Swivel Retractor, 4" X 6" (10.2cm X 15.2cm)	.3976
E 1	Aluminum, Splanchnic Swivel Retractor, 2" X 4-1/2" (5cm X 11.4cm)	.3977
F 1	Aluminum, Splanchnic Swivel Retractor, 2" X 6" (5cm X 15.2cm)	.3978
G 2	Aluminum, Renal Vein Swivel Retractor, 1" X 6" (2.5cm X 15.2cm)	.4921
H 1	Aluminum, Deaver Swivel Retractor, 2-3/4" X 4-1/2" (7cm X 11.4cm)	.3980
I 1	Aluminum, Malleable Swivel Retractor, 2" X 6-1/2" (5cm X 16.5cm)	.3981
J 1	Aluminum, Malleable Swivel Retractor, 3" X 6-1/2" (7.6cm X 16.5cm)	.3982
K 1	Aluminum, Harrington Sweetheart Retractor, 2" X 5" (5cm X 12.7cm)	.3983
L 2	Aluminum, Renal Vein Swivel Retractor, 1" X 4" (2.5cm X 10.2cm)	.4920
M 1	Aluminum, Splanchnic Swivel Retractor, 1-1/2" X 6" (3.8cm X 15.2cm)	.4019
N 1	Aluminum, Splanchnic Swivel Retractor, 2" X 8" (5cm X 20.3cm)	.4105

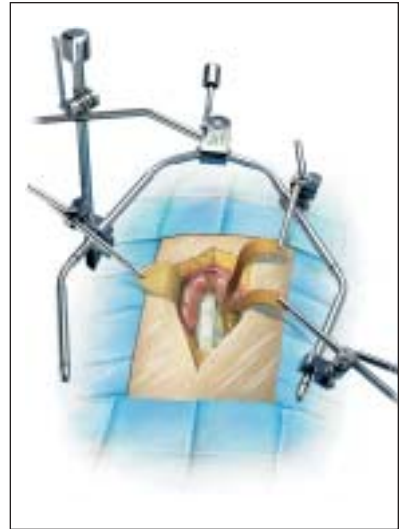
**LF400  
Posterior Lumbar  
Retractor**



**CF300  
Anterior Cervical  
Retractor**



**AF400  
Anterior Lumbar  
Retractor**



Use a  **Spine Tract<sup>®</sup>**  
SYSTEM on your next case.

Contact us at [www.omni-tract.com](http://www.omni-tract.com)



A Division of Minnesota Scientific, Inc.

*4849 White Bear Parkway  
St. Paul, MN 55110-3325*

*toll free  
800-367-8657*

*phone  
651-287-4300*

*fax  
651-287-4400*

*web site  
<http://www.omni-tract.com>*



ACCREDITED BY

T

RTIFICAT D  
DET NO. SKEVERTAS B.V., THE NETHERLANDS

OMNI-TRACT, FastSystem, Omni-Clamp, Spine-Tract, Wishbone and SnapClamp are registered trademarks of Minnesota Scientific, Inc.