

REVELLI
Automatic Machine Gun


MANUFACTURED BY
OFFICINE DI VILLAR PEROSA
AT
VILLAR PEROSA, ITALY
AND
CANADIAN GENERAL ELECTRIC COMPANY, LIMITED
TORONTO
CANADA

REVELLI
Automatic Machine Gun

LIBRARY
ARMY WAR
COLLEGE

MANUFACTURED BY
OFFICINE DI VILLAR PEROSA
AT
VILLAR PEROSA, ITALY
AND
CANADIAN GENERAL ELECTRIC COMPANY, LIMITED
TORONTO
CANADA

U17620
R4 R45
(1919?)



Revelli Automatic Machine Gun
Showing Ammunition Clips Attached

V43162

MAR 3 1917

Introduction

The production of the Revelli Machine Gun, an Italian invention, has been developed through the necessities of the present war.

Already several thousand are in use on the Italian front and have proven highly satisfactory and efficient.

The outstanding features of the Revelli Machine Gun are Simplicity, Light Weight and Rapidity of Fire.

On account of its light weight, it is, in addition to being an ideal trench gun, particularly suitable for Aeroplane Service, Motorcycles, Transports, etc.

The Revelli Gun is really two guns in one, as there are two barrels, each independent of the other, which can be fired separately or together.

No lubricant being required on the cartridge is another important feature, as this overcomes the danger of oil damaging the ammunition.

WF
620
R4
R45
1919,



Revelli Automatic Machine Gun Mounted on Tripod
(Side view)

Rapidity of Fire

Fifty shots in one second, or at the rate of 3,000 per minute.

The action is instantaneous and does not require any time to speed up—the entire fifty shots are discharged in one second.

Light Weight

The gun weighs only twelve pounds, and as there is little or no recoil, it can be mounted on a very light tripod. It is easily carried by a single soldier to any accessible firing point, and can be fired from any position without any special mount.

Simplicity

The simplicity of the Revelli Gun is as outstanding as the Rapidity of Fire and Light Weight.

There are only 35 parts, and it is so simple in construction that it can be operated, taken apart and re-assembled by any one. A small screwdriver is the only tool required.

Cooling

No cooling device is necessary; the size of cartridge used and the construction of the gun make it possible to shoot from 3,600 to 4,000 continuous rounds without overheating. By using barrels alternately, it is possible to keep up practically continuous fire.

From actual operation it has been found that after discharging 22,000 rounds from each barrel, operated as above, the gun was still in perfect condition.

Range

The total range is from 1,200 to 1,500 yards. At 500 yards it will penetrate 3 inches or more of very hard wood.

Velocity

The velocity of bullet in leaving the barrel is over 325 yards per second.


Operation

By simply pressing the trigger button the entire fifty shots are discharged in one second.

By pressing the button and releasing very quickly, it is possible to discharge as few as four or five shots at one time.

The ammunition is fed from clips as illustrated on page 2, each clip holding 25 cartridges. Fifty clips are supplied with each gun.

The mounting of the gun permits operator to fire at any angle vertically or horizontally and distribute the charge over a very wide area.




Revelli Automatic Machine Gun
(Rear view with Shield)

Extra Parts and Equipment

From actual experience in the field it has been found unnecessary to carry extra parts, but as a precaution there is supplied with each gun an extra barrel and two or three small parts.

The only tool required—a small screwdriver—together with the cleaning rod, brush and oil can, are all neatly packed in case with gun, very convenient for carrying.




Revelli Automatic Machine Gun
(Front view with Shield)

Ammunition

The ammunition used is the standard 9 m/m Luger cartridge, which is made and used in most countries, and on account of the size is very economical.

As noted in introductory, there is no lubricant required on the cartridge.



Revelli Automatic Machine Gun

Revelli Automatic Machine Gun

MANUFACTURED BY
OFFICINE DI VILLAR PEROSA AT VILLAR PEROSA, ITALY,
AND
CANADIAN GENERAL ELECTRIC COMPANY, LIMITED
TORONTO, CANADA

Description and Instructions for Use

The Revelli Gun belongs to that group of automatic quick-firing guns utilizing several independent barrels, and is very simple both as regards design and operation.

The standard model consists of two barrels fixed to a bronze frame, and the latter holds also the two handle-bars for operating the gun. The two barrels form complete units in themselves, and, therefore, are provided with separate breech blocks, bolts, striking pins, firing springs, shot plugs, barrels, triggers, and loading chambers, the whole fitting into suitable sockets, forming part of the first-mentioned frame. The cylindrical breech block has a vertical slot on its forward part

on which the cartridge clips or magazines are fixed by means of a ferrule attachment, to the inside of which the ejector screw is fixed.

The rear part of the breech block is provided with a cylindrical hole into which the double firing bolt fits, the latter protrudes from the breech through a slot and this projection forms at the same time the cock. The bolt rests against a strong spring combining in itself the functions of firing and of taking up the recoil; the rear of the breech block is closed by means of a plug-screw, and the whole is held in the aforementioned handle-bar or frame by means of a strong pin with knurled head, this pin being secured at the bottom by a split pin.

The bolt is provided with a spring extractor which at the moment of firing catches the rim of the cartridge, drawing same out of the barrel, after which the empty cartridge case drops out of the breech block through an opening provided at the lower side and corresponding to the intake of the cartridges on the top.

The firing pin proper works inside the bolt in such a way that the point of the pin will pass through a suitable opening in the bolt after the bolt has run through its whole course.

Rubber rings are fitted to the front part of the shot plugs in order to deaden the recoil of the bolt; the two barrels proper

are connected at their rear ends by means of a disc, which also contains the front sighting arrangement. This sighting arrangement consists of a lever containing five cogs, the first of which is marked "1," corresponding to a distance of 100 metres (109.4 yards); the second marked "2," corresponding to a distance of 200 metres (218.7 yards); the third marked "3," corresponding to a distance of 300 metres (328 yards); the fourth marked "4," corresponding to a distance of 400 metres (437.4 yards), and the fifth marked "5," corresponding to a distance of 500 metres (547 yards). The outer face of this disc is spherical, so that the whole gun may pivot in any direction through a circular opening in the protecting shield, into which it is fixed.

The connecting or frame end carries the two triggers, one for the left and one for the right-hand barrel, and also a safety lever fixed by means of a screw and spring, and giving two definite positions, one marked "F" corresponding to the firing position and the other marked "S" indicating the safety position. The screw holding the safety lever in position forms at the same time the rear sight.

The cartridge clip or magazine is of the ordinary well-known type of pressed steel, and provided with an internal spring giving the cartridges the necessary downward movement.