

Reviewing the Use of Personal Pronouns

Mid-Continent Comprehensive Center (MC3)
Regional ELL/CCSS Task Force
Jennifer Shackles

Personal Pronouns

- A pronoun is a word that takes the place of one or more nouns.

(pronoun = noun)

- The most frequently used pronouns are called personal pronouns. They refer to people or things.

Three Types of Personal Pronouns

1. **Subject:** person, place, thing, or idea that is doing or being something
2. **Object:** what/whom the verb is acting upon or referring to
3. **Possessive:** shows ownership

Subject Pronouns



Yeni is my best friend.

She is my best friend.



Wrinkles is my dog.

It is my dog.



Does Yu know the answer?

Does **he** know the answer?

Object Pronouns

Give the book to ____.
Give the book to **me**.



The teacher gave Lisa a reprimand.
The teacher gave **her** a reprimand.

I will tell ____ a story.
I will tell **you** a story.

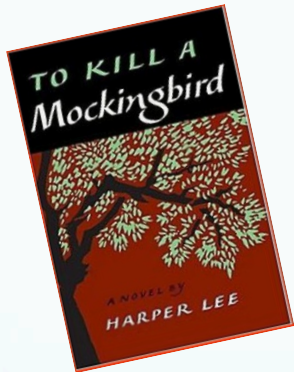


Susan read the book to the children.
Susan read **it** to **them**.



Possessive Pronouns

The classroom is ____, ____, ____, ____, and ____.
The classroom is **ours**.



Harper Lee's story is famous.
Her story is famous.

Jean Louise Finch is Scout's real name.
Jean Louise Finch is **her** real name.





Personal Pronouns

	Singular (1)	Plural (2+)
Subject Pronouns	<ul style="list-style-type: none">• I• you• he, she, it	<ul style="list-style-type: none">• we• you• they
Object Pronouns	<ul style="list-style-type: none">• me• you• him, her, it	<ul style="list-style-type: none">• us• you• them

Possessive Pronouns

	Singular (1)	Plural (2+)
When used before nouns, it becomes an adjective	<ul style="list-style-type: none">• my• your• his, her, its	<ul style="list-style-type: none">• our• your• their
Use alone	<ul style="list-style-type: none">• mine• yours• his, her, its	<ul style="list-style-type: none">• ours• yours• theirs

Activity #1

1. Have students turn to a certain page in a book and identify/list each type of personal pronoun by
 - underlining each subject pronoun,
 -  circling each object pronoun, and
 -  boxing each possessive pronoun.
2. Have students write sentences using each of the personal pronouns.
3. Have students share the pronouns they identified and name the associated noun.

Activity #2

1. Have students rewrite a page or a passage without pronouns.
2. Have students trade papers with a partner.
3. The partner rewrites the page/passage using the correct pronouns.
4. Have students self-correct rewritten work with original text.

Activity #3 (ELLs Level 1-2)

Pronoun Substitution

1. Give each student a flash card showing different pictures (try to include representations of singular and plural objects or activities).
2. Form teams of three or four students, and ask them to write a sentence using the words represented in the flash cards (possibly using a sentence strip).

Activity #3 (ELLs Level 1-2)

Pronoun Substitution (con't)

3. Once students are finished, ask them to trade their papers/sentence strips with another team.
4. Each team checks if the writing is correct or needs to be corrected.
5. Have students rewrite the sentence using the appropriate pronouns.
6. Students trade cards and repeat the exercise using the new words.



For additional information, please contact

MC3 REGIONAL ELL/CCSS TASK FORCE
c/o the University of Oklahoma

Rosie García Belina, Ed.D., Coordinator

405.200.2242

rbelina@ou.edu



Portions of this presentation may have been developed under a cooperative agreement with the U.S. Department of Education; however, the contents do not necessarily represent the policy of the Department of Education, and you should not assume endorsement by the Federal Government. © 2012 The University of Oklahoma