
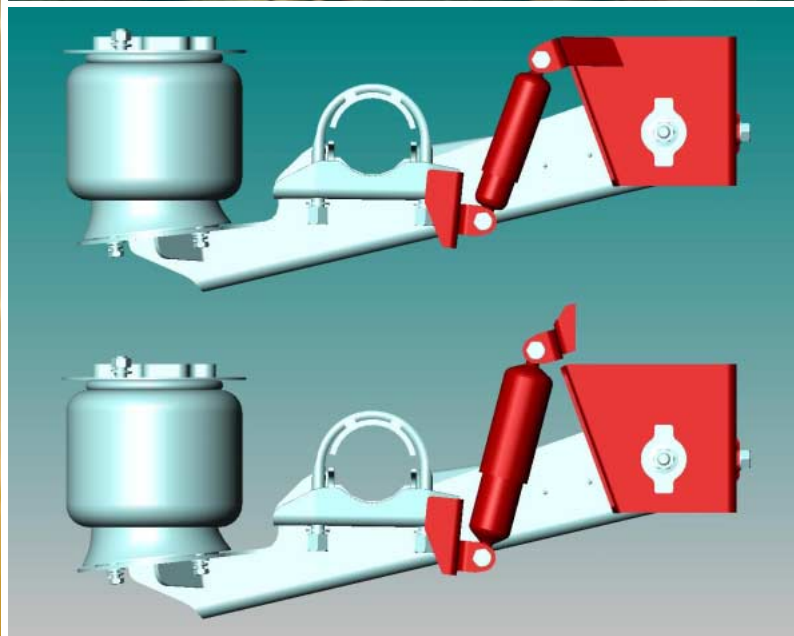





*Transpecs*

# Suspension Spare Parts Manual



# Index

<b>Reyco Trailer Suspensions (Mechanical)</b> -----	3
21B Single -----	4 - 5
21B Tandem -----	6 - 7
21B Tri-axle -----	8 - 9
88 Single -----	10 - 11
88 Tandem -----	12 - 13
88 Tri-axle -----	14 - 15
88273 Wide Track (early) -----	16
88273 Wide Track (late) -----	17
<b>Reyco Trailer Suspensions (Air)</b> -----	19
23ARTU -----	20 - 21
25ARTU -----	22 - 23
25ARUU -----	24 - 25
REY-ALIGN® INSTALLATION GUIDE -----	26
<b>Ridewell Trailer Suspensions (Air)</b> -----	27
RAR247 (early) -----	28 - 29
RAR247 (late) -----	30 - 31
<b>Reyco Truck Suspensions (Mechanical)</b> -----	33
102W -----	34 - 35
202W -----	36 - 37
<b>Reyco Truck Suspensions (Air)</b> -----	39
102AR -----	40 - 41
200AR -----	42 - 43
240AR -----	44 - 45
U-Bolts & Shocker Absorbers -----	47 - 50
Truck & Trailer Mechanical Springs -----	51 - 54
Truck & Trailer Air Springs -----	55 - 62
Drawbar Kits -----	63 - 65
Torque Requirements (all suspensions) -----	66 - 68

## Axle Beam Specifications

### IMT

A19, A22, F22, FE22, FE24 ..... 5" round

### SAF

9030, 9037 ..... 127mm round

J-Series ..... 133mm round

9019, 9022, 9042 ..... 146mm round

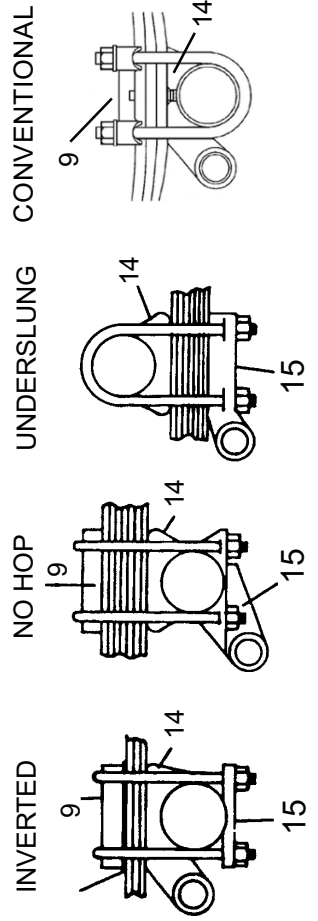
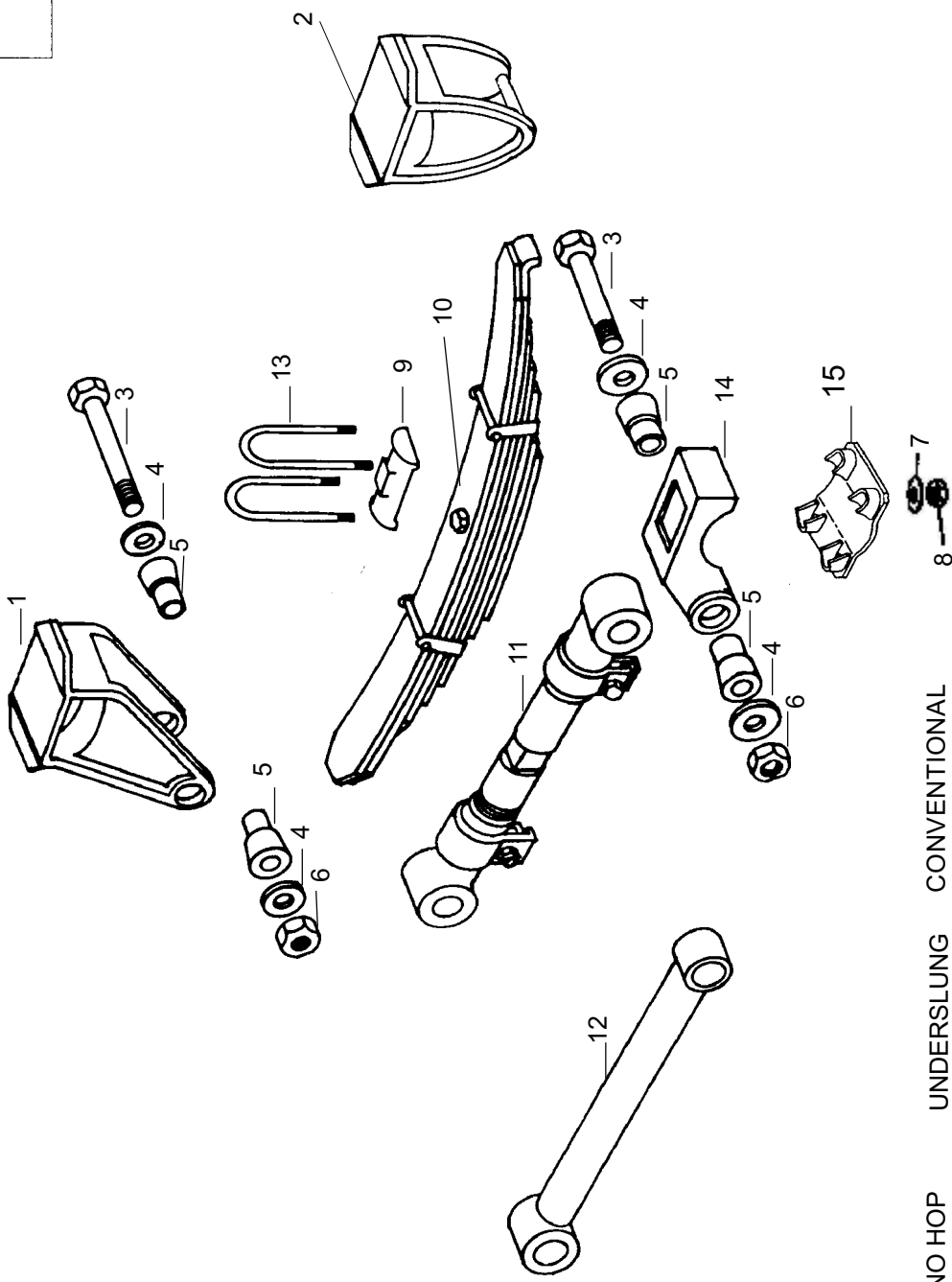
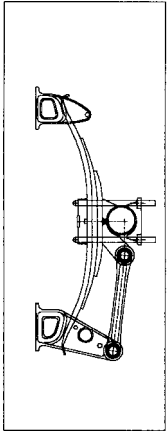
Propar ..... 5" square



**REYCO<sup>®</sup>**

# Trailer Suspensions (MECHANICAL)

# 21B SINGLE SUSPENSION

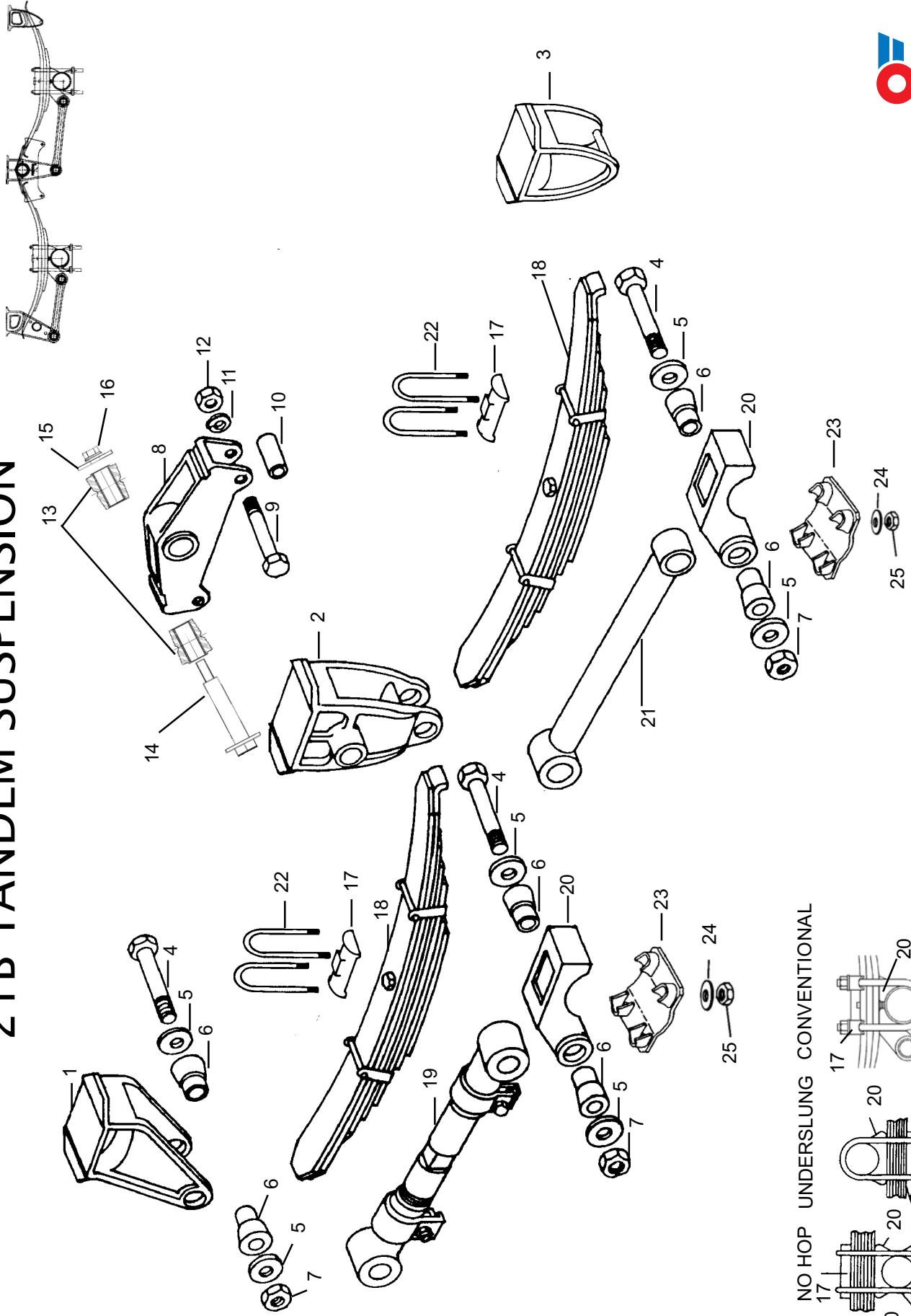


# 21B SINGLE SUSPENSION

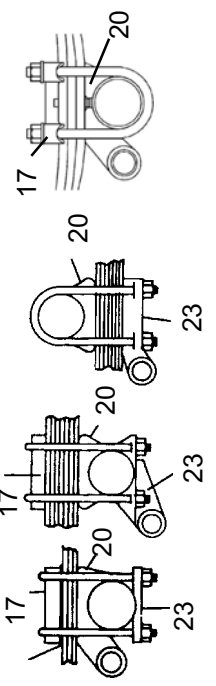
ITEM	PART NO.	DESCRIPTION	REQD.
1*	2047901	FRONT HANGER	2
2**	2047601	REAR HANGER	2
3	T5492	TORQUE ROD BOLT 1" X 6-3/4"	4
4	T2224	COMPRESSION WASHER 1" I.D.	8
5	T5493	TORQUE ROD BUSH	8
6	T5495	TORQUE ROD LOCKNUT 1"	4
7	T7292	WASHER 7/8"	8
8	2068802	LOCKNUT 7/8"	8
9	T7175	TOP PLATE (CONVENTIONAL U-BOLTS)	2
	0867701	TOP PLATE (INVERTED U-BOLTS CAST)	2
	1176001	TOP PLATE (INVERTED U-BOLTS FABRICATED)	2
	1452702	TOP PLATE SAF AXLES	2
10		SPRING (REFER SEPARATE LIST)	2
11	1517201	ADJUSTABLE TORQUE ROD 16-1/4"	1
12	1517801	RIGID TORQUE ROD 16-1/4"	1
13		U-BOLTS (REFER SEPARATE LIST)	4
14	0973001	AXLE SEAT 5" ROUND (3/4" HEIGHT)	2
	1998201	AXLE SEAT 5" ROUND 2" HEIGHT	2
	0875701	AXLE SEAT 5" ROUND 3" HEIGHT	2
	1011401	AXLE SEAT 5" ROUND UNDERSLUNG	2
	1447301	AXLE SEAT SAF AXLES	2
	1417601	AXLE SEAT SAF AXLES - UNDERSLUNG	2
	0798020	AXLE SEAT 120MM SQUARE INVERTED	2

ITEM	PART NO.	DESCRIPTION	REQD.
15	0913901	BOTTOM PLATE 5" ROUND (CAST)	2
	053800	BOTTOM PLATE 5" ROUND (FABRICATED)	2
	T5727	BOTTOM PLATE 5" ROUND UNDERSLUNG	2
	T5481	AXLE STABILIZER 5" ROUND (NO-HOP)	2
	014900	BOTTOM PLATE 5" SQUARE CONVENTIONAL	2
	1415727	BOTTOM PLATE SAF AXLES - UNDERSLUNG	2
NOT SHOWN:			
	1681001	SPRING LINER	REFER SPRING LIST
*	2401701	WEAR PAD FOR FRONT HANGER	2
**	2401801	WEAR PAD FOR REAR HANGER	2
21B-SRT-SINGLE STABILITY ROLL THRESHOLD (SRT) KIT			
- KIT INCLUDES:			
	T5544	CAP SCREW 4-3/4 x1/2UNF	4
	T2106	ROLLER	4
	T1704	NUT 1/2UNF	4
	T1705	SPRING WASHER 1/2	4

# 21B TANDEM SUSPENSION



INVERTED NO HOP UNDERSLUNG CONVENTIONAL



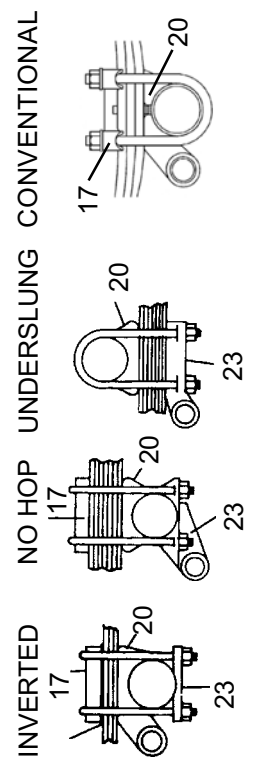
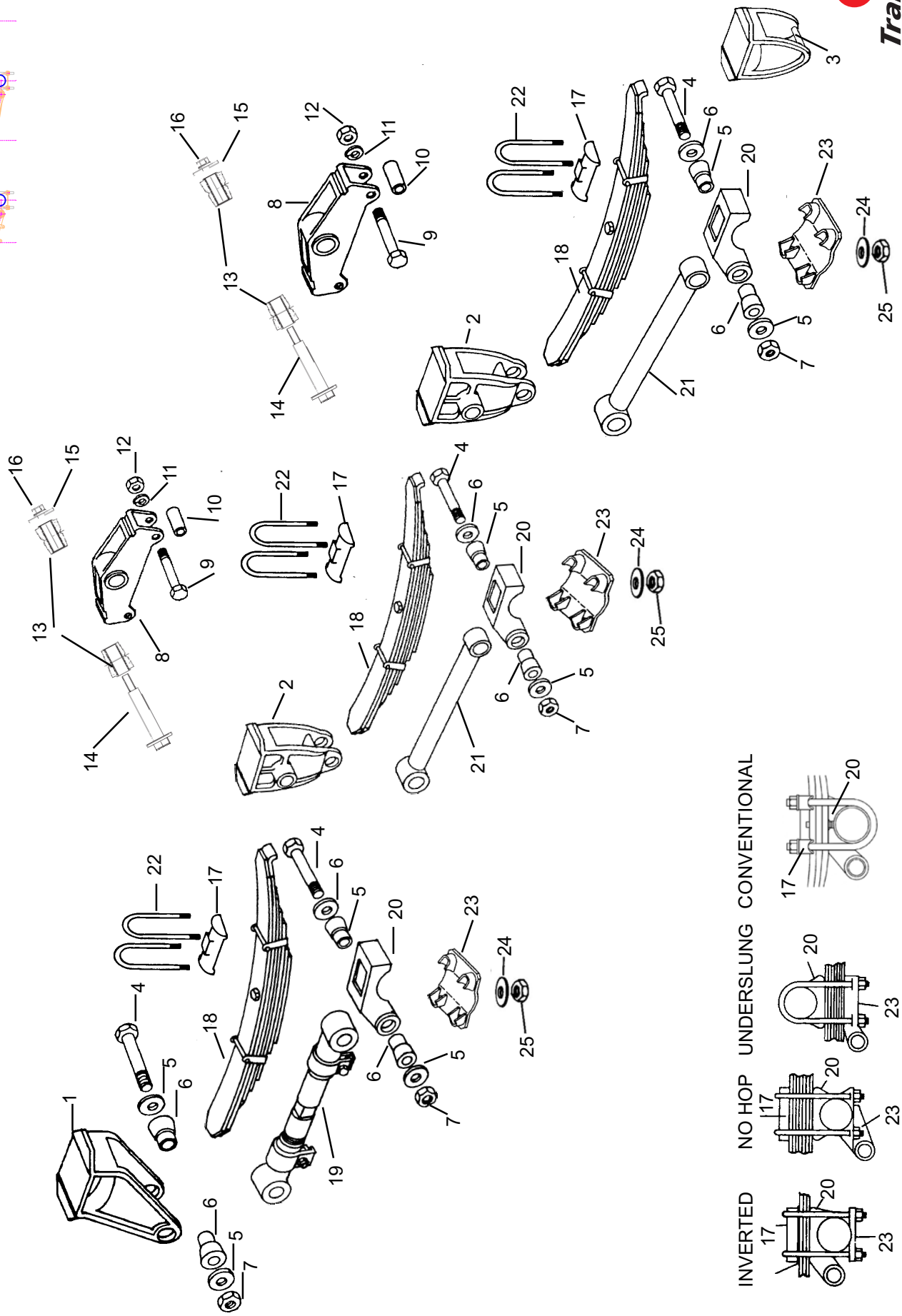
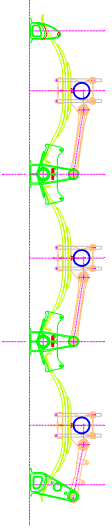
# 21B TANDEM SUSPENSION

ITEM	PART NO.	DESCRIPTION	REQD.
1*	2047901	FRONT HANGER	2
2	T5564	EQUALISER HANGER	2
3**	2047601	REAR HANGER	2
4	T5492	TORQUE ROD BOLT 1 X 6-3/4"	8
5	T2224	COMPRESSION WASHER 1" I.D.	16
6	T5493	TORQUE ROD BUSH	16
7	T5495	TORQUE ROD LOCKNUT 1"	8
8	T5427	EQUALISER 1.24 m	2
	1896501	EQUALISER 1.39 m	2
9	T5544	SPRING ROLLER BOLT 1/2" X 4-3/4"	4
10	T2106	SPRING ROLLER	4
11	T1705	LOCKWASHER 1/2"	4
12	T1704	NUT 1/2"	4
13	T5524	EQUALISER BUSH	4
14, 15, 16	69315	EQUALISER SHAFT, NUT & WASHER	2
17	T7175	TOP PLATE (CONVENTIONAL U-BOLTS)	4
	0867701	TOP PLATE (INVERTED U-BOLTS CAST)	4
	1176001	TOP PLATE (INVERTED U-BOLTS FABRICATED)	4
18		SPRING (REFER SEPARATE LIST)	4
19	1517201	ADJUSTABLE TORQUE ROD 16-1/4" (FRONT)	1
	1517801	RIGID TORQUE ROD 16-1/4" (FRONT)	1
20	0973001	AXLE SEAT 5" ROUND (3/4" HEIGHT)	4
	1998201	AXLE SEAT 5" ROUND 2" HEIGHT	4
	0875701	AXLE SEAT 5" ROUND 3" HEIGHT	4
	1011401	AXLE SEAT 5" ROUND UNDERSLUNG	4
	1447301	AXLE SEAT SAF AXLES	4
	1417601	AXLE SEAT SAF AXLES - UNDERSLUNG	4
	0798020	AXLE SEAT 120MM SQUARE INVERTED	4

ITEM	PART NO.	DESCRIPTION	REQD.
21	1517401	ADJUSTABLE TORQUE ROD (REAR)	1
	1517901	RIGID TORQUE ROD 19-1/8" (REAR 1.24 m)	1
	1018301	RIGID TORQUE ROD 21-7/8" (REAR 1.39 m)	1
22		U-BOLTS (REFER SEPARATE LIST)	8
23	0913901	BOTTOM PLATE 5" ROUND (CAST)	4
	053800	BOTTOM PLATE 5" ROUND (FABRICATED)	4
	T5727	BOTTOM PLATE 5" ROUND UNDERSLUNG	4
	T5481	AXLE STABILIZER 5" ROUND (NO-HOP)	4
	014900	BOTTOM PLATE 5" SQUARE CONVENTIONAL	4
	1415727	BOTTOM PLATE SAF AXLES - UNDERSLUNG	4
24	T7292	WASHER 7/8"	16
25	2068802	NUT 7/8" (U-BOLT)	16
NOT SHOWN:			
	1681001	SPRING LINER	REFER SPRING LIST
*	2401701	WEAR PAD FOR FRONT HANGER	2
**	2401801	WEAR PAD FOR REAR HANGER	2
	21B-SRT	STABILITY ROLL THRESHOLD (SRT) KIT	1
- KIT INCLUDES:			
extra	T5544	CAP SCREW 4-3/4 x 1/2UNF	4
extra	T2106	ROLLER	4
extra	T1704	NUT 1/2UNF	4
extra	T1705	SPRING WASHER 1/2	4
extra	1367704	BUSHING	4



# 21B TRI-AXLE SUSPENSION

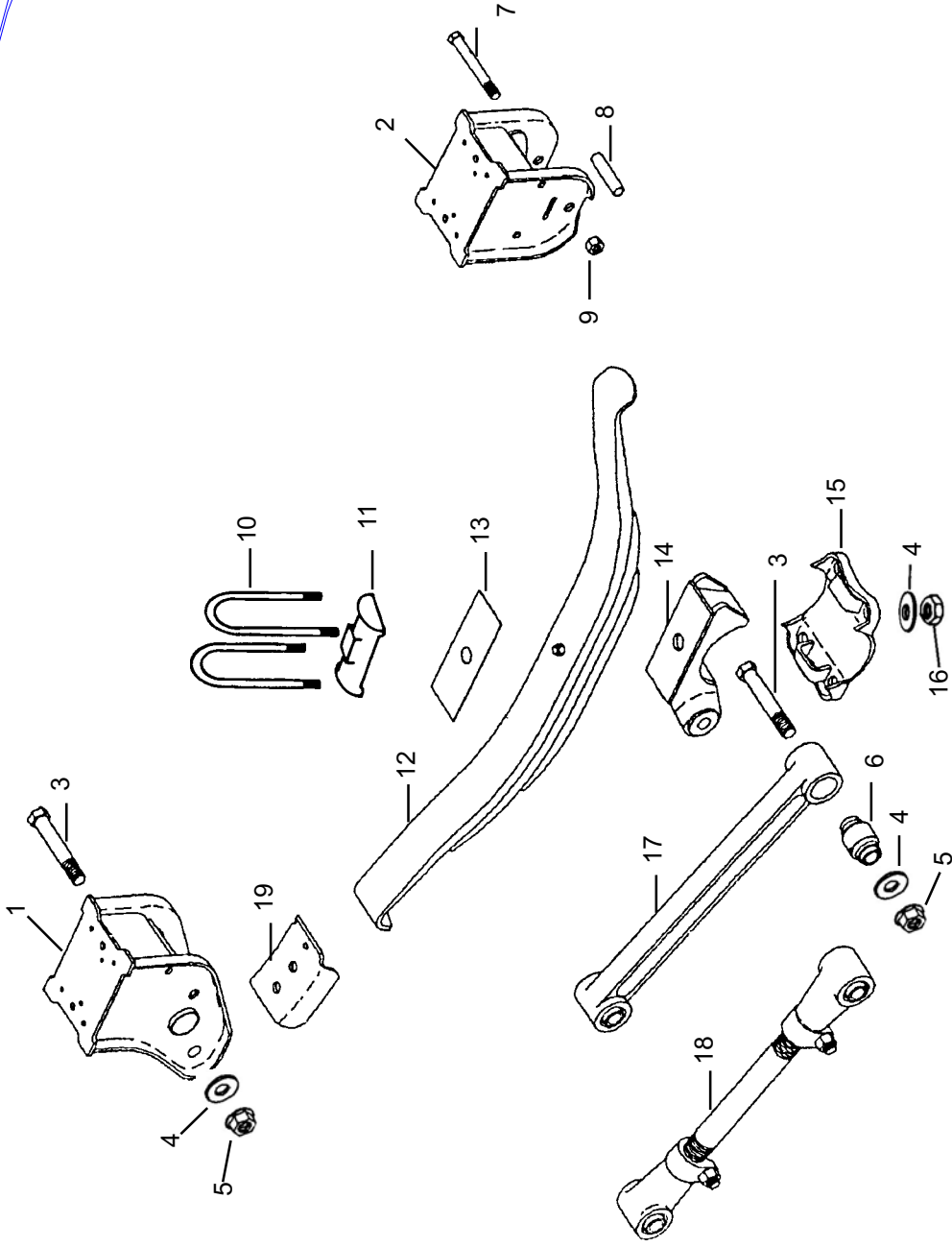
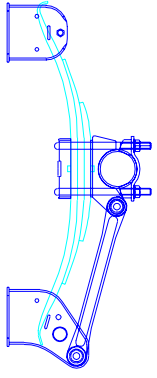


# 21B TRI-AXLE SUSPENSION

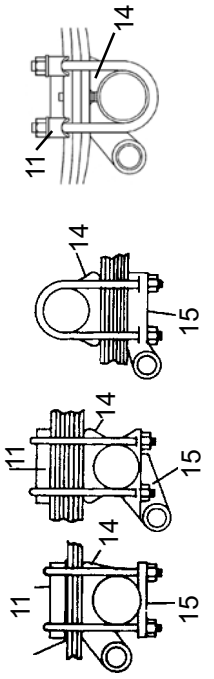
ITEM	PART NO.	DESCRIPTION	REQD.
1*	2047901	FRONT HANGER	2
2	T5564	EQUALISER HANGER	4
3**	2047601	REAR HANGER	2
4	T5492	TORQUE ROD BOLT 1 X 6-3/4"	12
5	T2224	COMPRESSION WASHER 1" I.D.	24
6	T5493	TORQUE ROD BUSH	24
7	T5495	TORQUE ROD LOCKNUT 1"	12
8	T5427	EQUALISER 1.24 m	4
	1896501	EQUALISER 1.39 m	4
9	T5544	SPRING ROLLER BOLT 1/2" X 4-3/4"	8
10	T2106	SPRING ROLLER	8
11	T1705	LOCKWASHER 1/2"	8
12	T1704	NUT 1/2"	8
13	T5524	EQUALISER BUSH	8
14, 15, 16	69315	EQUALISER SHAFT, NUT & WASHER	4
17	T7175	TOP PLATE (CONVENTIONAL U-BOLTS)	6
	0867701	TOP PLATE (INVERTED U-BOLTS CAST)	6
	1176001	TOP PLATE (INVERTED U-BOLTS FABRICATED)	6
18		SPRING (REFER SEPARATE LIST)	6
19	1517201	ADJUSTABLE TORQUE ROD 16-1/4" (FRONT)	1
	1517801	RIGID TORQUE ROD 16-1/4" (FRONT)	1
20	0973001	AXLE SEAT 5" ROUND (3/4" HEIGHT)	6
	1998201	AXLE SEAT 5" ROUND 2" HEIGHT	6
	0875701	AXLE SEAT 5" ROUND 3" HEIGHT	6
	1011401	AXLE SEAT 5" ROUND UNDERSLUNG	6
	1447301	AXLE SEAT SAF AXLES	6
	1417601	AXLE SEAT SAF AXLES - UNDERSLUNG	6
	0798020	AXLE SEAT 120MM SQUARE INVERTED	6

ITEM	PART NO.	DESCRIPTION	REQD.
21	1517401	ADJUSTABLE TORQUE ROD (REAR)	2
	1517901	RIGID TORQUE ROD 19-1/8" (REAR 1.24 m)	2
	1018301	RIGID TORQUE ROD 21-7/8" (REAR 1.39 m)	2
22		U- BOLTS (REFER SEPARATE LIST)	12
23	0913901	BOTTOM PLATE 5" ROUND (CAST)	6
	053800	BOTTOM PLATE 5" ROUND (FABRICATED)	6
	T5727	BOTTOM PLATE 5" ROUND UNDERSLUNG	6
	T5481	AXLE STABILIZER 5" ROUND (NO-HOP)	6
	0114900	BOTTOM PLATE 5" SQUARE CONVENTIONAL	6
	1415727	BOTTOM PLATE SAF AXLES - UNDERSLUNG	4
24	T7292	WASHER 7/8"	16
25	2068802	NUT 7/8" (U-BOLT)	16
NOT SHOWN:			
	1681001	SPRING LINER	REFER SPRING LIST
*	2401701	WEAR PAD FOR FRONT HANGER	2
**	2401801	WEAR PAD FOR REAR HANGER	2
	21B-SRT-TRI	STABILITY ROLL THRESHOLD (SRT) KIT	1
- KIT INCLUDES:			
extra	T5544	CAP SCREW 4-3/4 x 1/2UNF	4
extra	T2106	ROLLER	4
extra	T1704	NUT 1/2UNF	4
extra	T1705	SPRING WASHER 1/2	4
extra	1367704	BUSHING	8

# 88 SINGLE SUSPENSION



INVERTED NO HOP UNDERSLUNG CONVENTIONAL

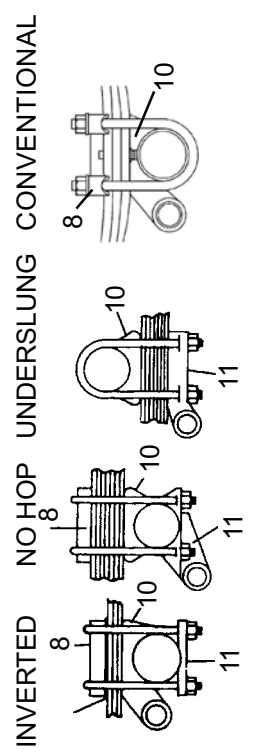
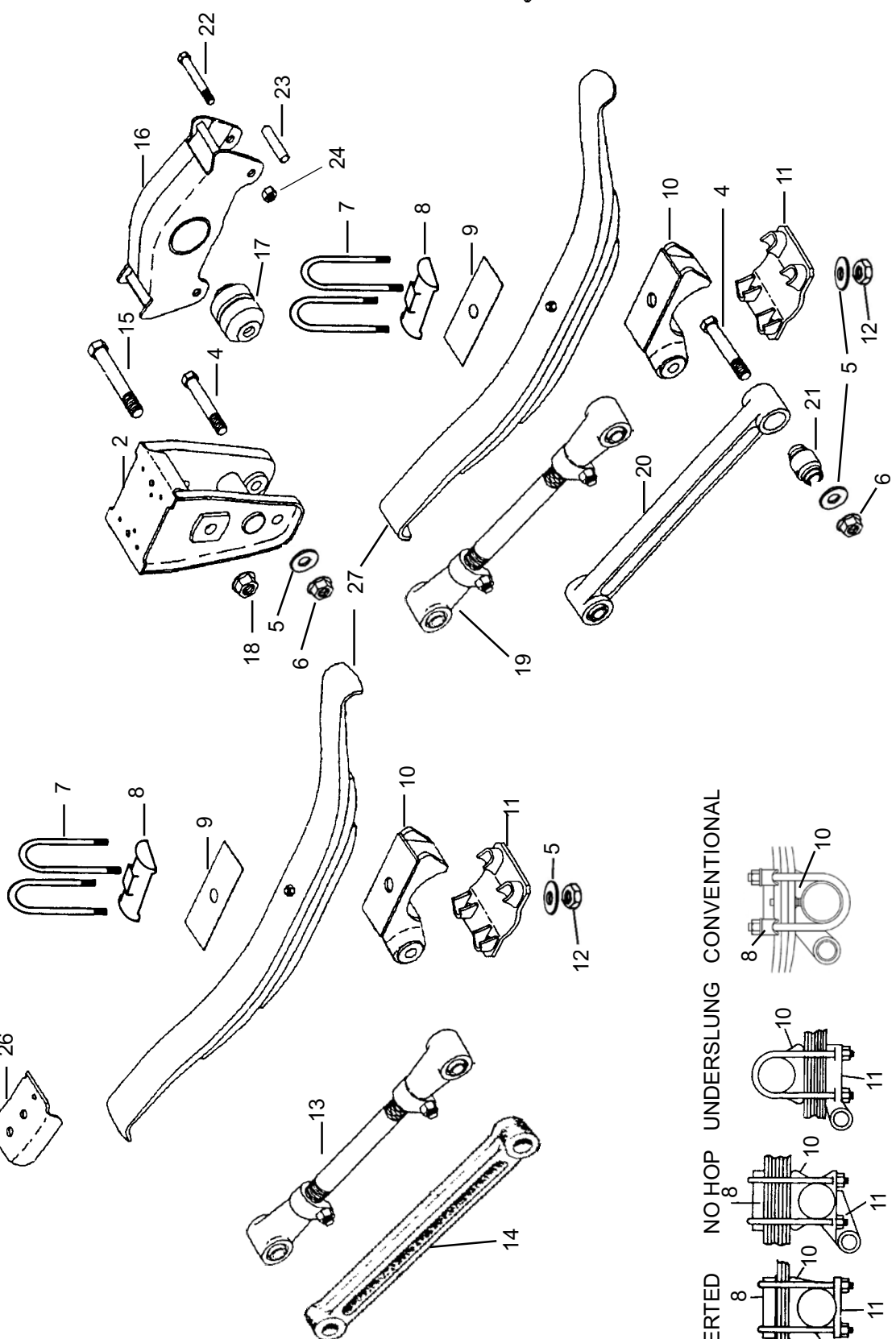
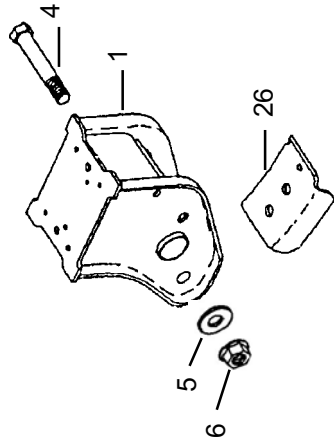
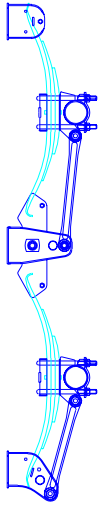


# 88 SINGLE SUSPENSION

ITEM	PART NO.	DESCRIPTION	REQD.
1	008400	FRONT HANGER STANDARD	2
2	008600	REAR HANGER STANDARD	2
3	000108	HEX BOLT 5-1/4" X 7/8"	4
4	T7292	WASHER 7/8"	12
5	1434501	LOCK NUT 7/8"	4
6	0972901	TORQUE ROD BUSH	4
7	000102	HEX BOLT 5-1/2" X 5/8"	2
8	074101	SPRING ROLLER	2
9	000207	HEX LOCK NUT 5/8"	2
10		U BOLTS (REFER SEPARATE SHEET)	4
11	1176001	TOP PLATE FABRICATED (INVERTED U BOLTS)	2
	0867701	TOP PLATE CAST (INVERTED U BOLTS)	2
	T7175	TOP PLATE (CONVENTIONAL U BOLTS)	2
12		SPRINGS (REFER SEPARATE LIST)	2
13	1681001	SPRING LINER (REFER SPRING LIST)	2

ITEM	PART NO.	DESCRIPTION	REQD.
14	063701	AXLE SEAT 5" ROUND UNDERSLUNG	2
	063601	AXLE SEAT 5" ROUND (1" HEIGHT)	2
	063602	AXLE SEAT 5" ROUND (2" HEIGHT)	2
	063603	AXLE SEAT 5" ROUND (3" HEIGHT)	2
	063201	AXLE SEAT 5" SQUARE	2
15	014900	BOTTOM PLATE 5" SQUARE AXLE	2
	053800	BOTTOM PLATE 5" ROUND AXLE	2
	085800	BOTTOM PLATE UNDERSLUNG	2
16	2068802	NUT (U BOLT) 7/8"	8
17	007520	RIGID TORQUE ROD 19 - 7/8"	1
18	103520	ADJUSTABLE TORQUE ROD 19 - 7/8"	1
19	004500	WEAR PAD STANDARD	4
	88B-SRT-SINGLE	STABILITY ROLL THRESHOLD (SRT) KIT	1
	- KIT INCLUDES:		
	000102	HEX BOLT 5-1/8 x5/8UNF	4
	000207	LOCKNUT 5/8UNF	4
	074101	SPRING ROLLER 3-1/8 LONG	4

# 88 TANDEM SUSPENSION

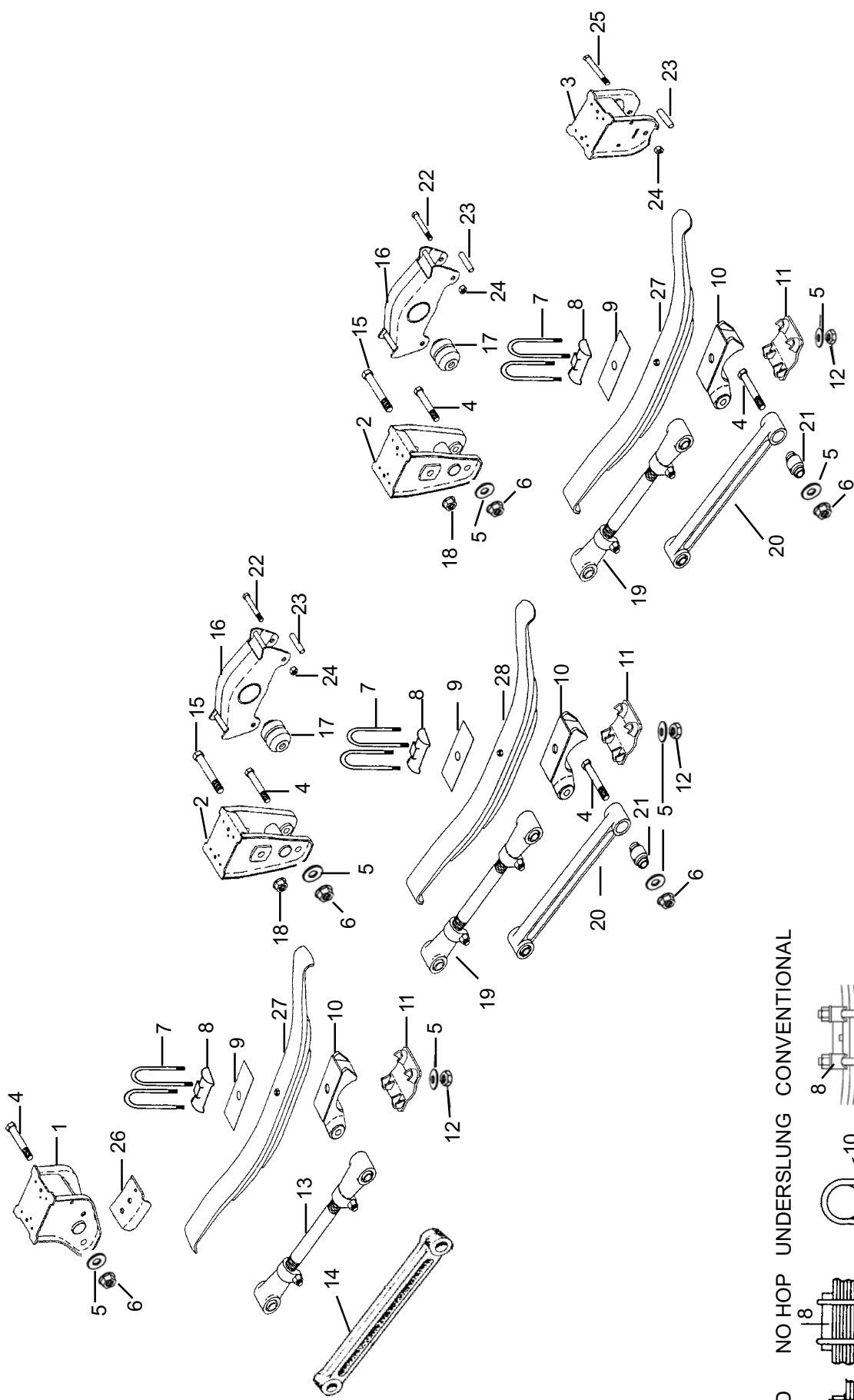


# 88 TANDEM SUSPENSION

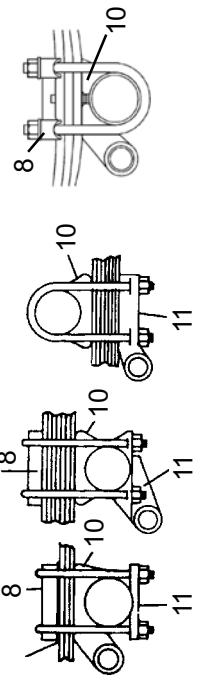
ITEM	PART NO.	DESCRIPTION	REQD.
1	008400	FRONT HANGER STANDARD	2
2	008800	CENTRE HANGER	2
3	008600	REAR HANGER STANDARD	2
4	000108	HEX BOLT 5-1/4" X 7/8"	8
5	T7292	WASHER 7/8"	24
6	1434501	LOCKNUT 7/8"	8
7		U-BOLTS (REFER SEPARATE LIST)	8
8	1176001	TOP PLATE FABRICATED (INVERTED U-BOLTS)	4
	0867701	TOP PLATE CAST (INVERTED U-BOLTS)	4
	T7175	TOP PLATE (CONVENTIONAL U-BOLTS)	4
9	1681001	SPRING LINER (REFER SPRINGS LIST)	4
10	063701	AXLE SEAT 5" ROUND UNDERSLUNG	4
	063601	AXLE SEAT 5" ROUND (1" HEIGHT)	4
	063602	AXLE SEAT 5" ROUND (2" HEIGHT)	4
	063603	AXLE SEAT 5" ROUND (3" HEIGHT)	4
	063201	AXLE SEAT 5" SQUARE	4
11	014900	BOTTOM PLATE 5" SQUARE AXLE	4
	053800	BOTTOM PLATE 5" ROUND AXLE	4
	085800	BOTTOM PLATE UNDERSLUNG	4
12	2068802	NUT (U-BOLT) 7/8"	16
13	103520	ADJUSTABLE TORQUE ROD FRONT 19-7/8"	1
14	007520	RIGID TORQUE ROD FRONT 19-7/8"	1
15	000114	EQUALISER BOLT 6" X 1"	2
16	065000	EQUALISER C/W BUSH FAB. 1.24 m CENTRE	2
	085000	EQUALISER C/W BUSH CAST 1.24 m CENTRE	2
	080100	EQUALISER C/W BUSH CAST 1.39 m CENTRE	2
	157000	EQUALISER C/W BUSH FAB. 1.39 m CENTRE	2

ITEM	PART NO.	DESCRIPTION	REQD.
17	064902	EQUALISER BUSH	2
18	027401	FLANGE LOCK NUT 1"	2
19	103520	ADJUSTABLE TORQUE ROD REAR 19-7/8" (1.24 m)	1
	103523	ADJUSTABLE TORQUE ROD REAR 22-3/4" (1.39 m)	1
20	007520	RIGID TORQUE ROD REAR 19-7/8" (1.24 m)	1
	067800	RIGID TORQUE ROD REAR 22-3/4" (1.39 m)	1
21	0972901	TORQUE ROD BUSH	8
22	000104	HEX BOLT 4-1/4" X 5/8"	4
23	074101	SPRING ROLLER	6
24	000207	HEX LOCK NUT 5/8"	6
25	000102	HEX BOLT 5-1/2" X 5/8"	2
26	004500	WEAR PAD STANDARD	4
27		SPRINGS (REFER SEPARATE LIST)	4
EQUALISER ASSY NOT SHOWN			
	065100	EQUALISER ASSY FAB. 1.24 m (ITEMS 2,15,16,17,18)	2
	085400	EQUALISER ASSY CAST 1.24 m (ITEMS 2,15,16,17,18)	2
	158500	EQUALISER ASSY FAB 1.39 m (ITEMS 2,15,16,17,18)	2
	084500	EQUALISER ASSY CAST 1.39 m (ITEMS 2,15,16,17,18)	2
	88B-SRT	STABILITY ROLL THRESHOLD (SRT) KIT	1
- KIT INCLUDES:			
	000102	HEX BOLT 5-1/8 x5/8UNF	4
	000207	LOCKNUT 5/8UNF	4
	074101	SPRING ROLLER 3-1/8 LONG	4
	1367708	BUSHING	4

# 88 TRI SUSPENSION



INVERTED NO HOP UNDERSLUNG CONVENTIONAL



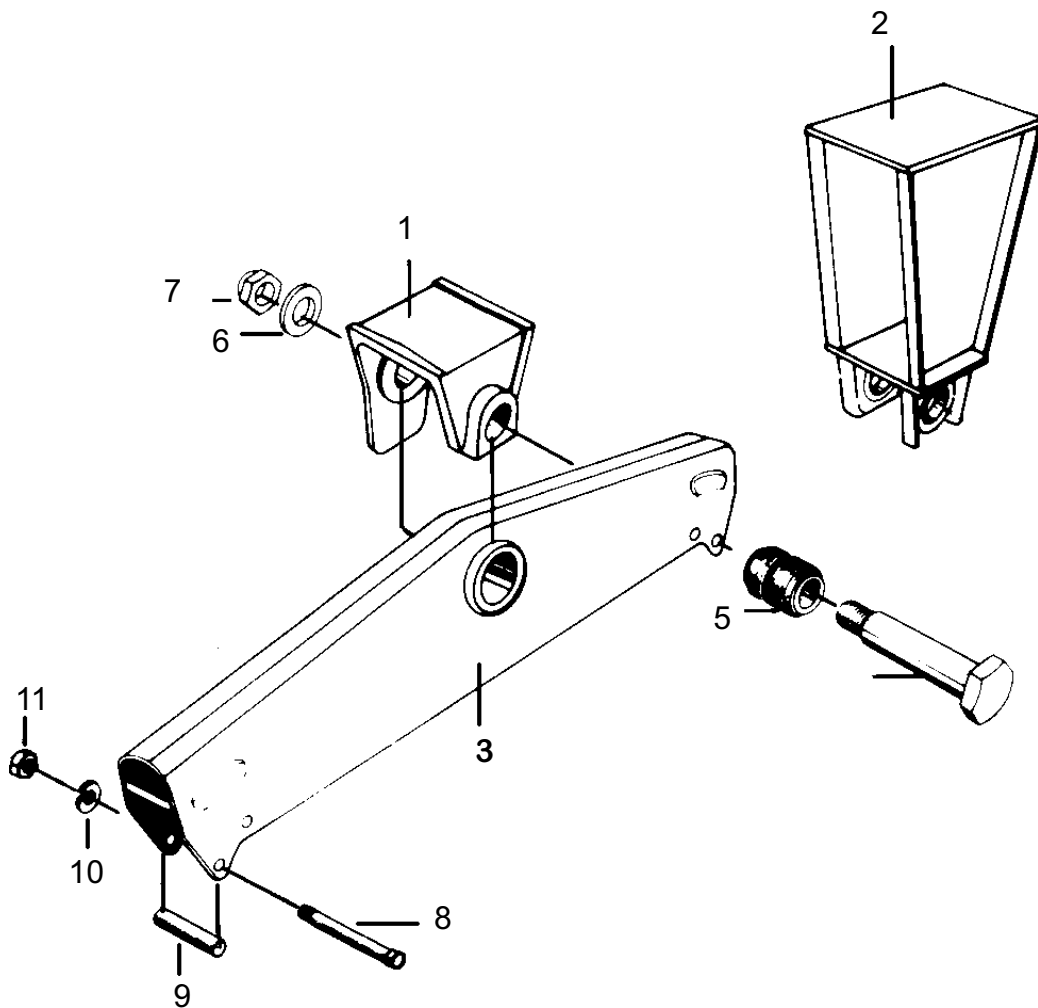
# 88 TRI SUSPENSION

ITEM	PART NO.	DESCRIPTION	REQD.
1	008400	FRONT HANGER STANDARD	2
2	008800	EQUALISER HANGER	4
3	008600	REAR HANGER STANDARD	2
4	000108	HEX BOLT 5-1/4" X 7/8"	12
5	T7292	WASHER 7/8"	36
6	1434501	LOCKNUT 7/8"	12
7		U-BOLTS (REFER SEPARATE LIST)	12
8	1176001	TOP PLATE FABRICATED (INVERTED U-BOLTS)	6
	0867701	TOP PLATE CAST (INVERTED U-BOLTS)	6
	T7175	TOP PLATE (CONVENTIONAL U-BOLTS)	6
9	1681001	SPRING LINER (REFER SPRINGS LIST)	6
10	063701	AXLE SEAT 5" ROUND UNDERSLUNG	6
	063601	AXLE SEAT 5" ROUND (1" HEIGHT)	6
	063602	AXLE SEAT 5" ROUND (2" HEIGHT)	6
	063603	AXLE SEAT 5" ROUND (3" HEIGHT)	6
	063201	AXLE SEAT 5" SQUARE	6
11	014900	BOTTOM PLATE 5" SQUARE AXLE	6
	053800	BOTTOM PLATE 5" ROUND AXLE	6
	085800	BOTTOM PLATE UNDERSLUNG	6
12	2068802	NUT (U-BOLT) 7/8"	24
13	103520	ADJUSTABLE TORQUE ROD FRONT 19-7/8"	1
14	007520	RIGID TORQUE ROD FRONT 19-7/8"	1
15	000114	EQUALISER BOLT 6" X 1"	4
16	065000	EQUALISER C/W BUSH FAB. 1.24 m CENTRE	4
	085000	EQUALISER C/W BUSH CAST 1.24 m CENTRE	4
	080100	EQUALISER C/W BUSH CAST 1.39 m CENTRE	4
	157000	EQUALISER C/W BUSH FAB. 1.39 m CENTRE	4

ITEM	PART NO.	DESCRIPTION	REQD.
17	064902	EQUALISER BUSH	4
18	027401	FLANGE LOCK NUT 1"	4
19	103520	ADJUSTABLE TORQUE ROD REAR 19-7/8" (1.24 m)	2
	103523	ADJUSTABLE TORQUE ROD REAR 22-3/4" (1.39 m)	2
20	007520	RIGID TORQUE ROD REAR 19-7/8" (1.24 m)	2
	067800	RIGID TORQUE ROD REAR 22-3/4" (1.39 m)	2
21	0972901	TORQUE ROD BUSH	12
22	000104	HEX BOLT 4-1/4" X 5/8"	8
23	074101	SPRING ROLLER	10
24	000207	HEX LOCK NUT 5/8"	10
25	000102	HEX BOLT 5-1/2" X 5/8"	2
26	004500	WEAR PAD STANDARD	4
27		SPRINGS (REFER SEPARATE LIST)	4
EQUALISER ASSY NOT SHOWN			
	065100	EQUALISER ASSY FAB. 1.24 m (ITEMS 2,15,16,17,18)	4
	085400	EQUALISER ASSY CAST 1.24 m (ITEMS 2,15,16,17,18)	4
	158500	EQUALISER ASSY FAB 1.39 m (ITEMS 2,15,16,17,18)	4
	084500	EQUALISER ASSY CAST 1.39 m (ITEMS 2,15,16,17,18)	4
- KIT INCLUDES:			
	88B-SRT-TRI	STABILITY ROLL THRESHOLD (SRT) KIT	1
	000102	HEX BOLT 5-1/8 x5/8UNF	4
	000207	LOCKNUT 5/8UNF	4
	074101	SPRING ROLLER 3-1/8 LONG	4
	1367708	BUSHING	6

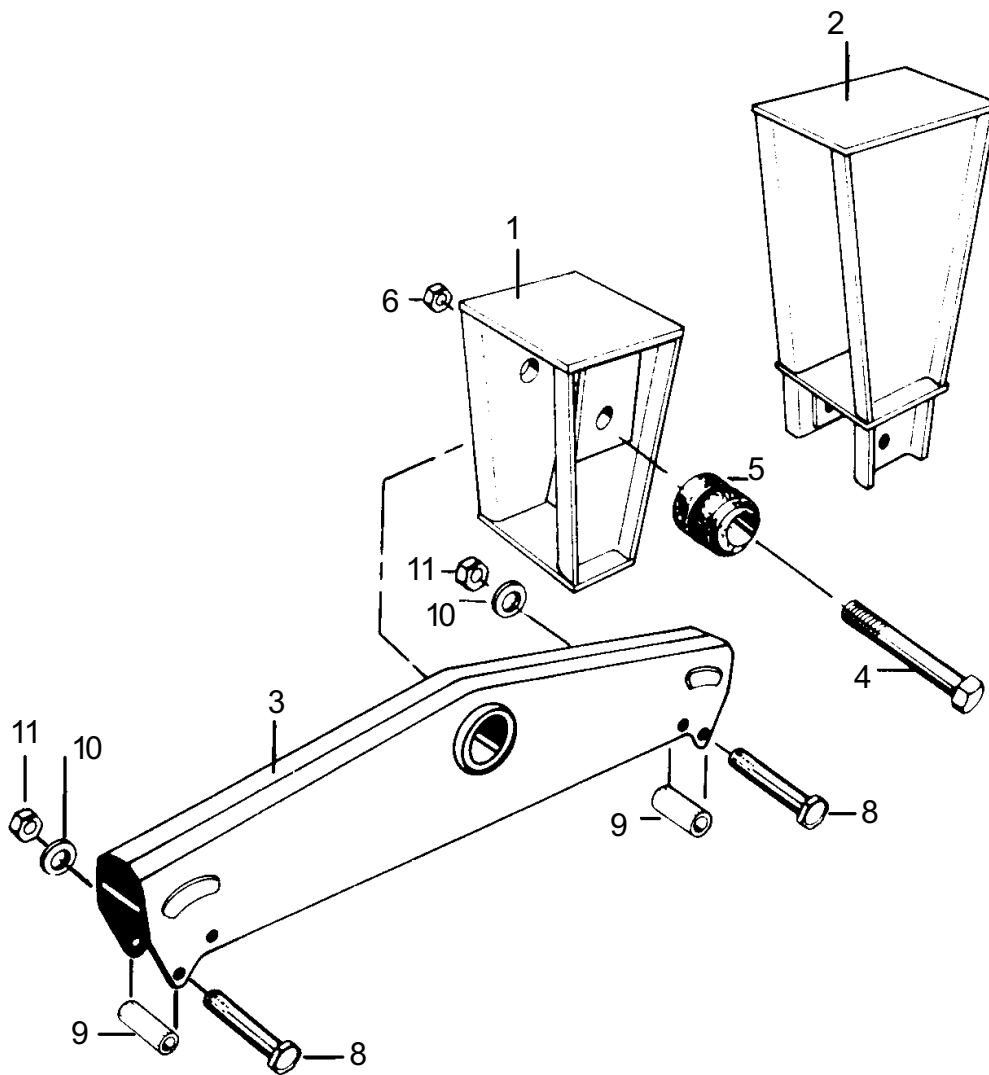


# MODEL 88273 EARLY 6' WIDE SPREAD TRAILER SUSPENSION



ITEM	PART NO.	DESCRIPTION	REQD.
1	082100	EQUALISER PIVOT BRACKET CAST .	2
2	1510001	TORQUE ROD ATTACHMENT BRACKET (Modell 88)	2
	1161001	TORQUE ROD ATTACHMENT BRACKET (Modell 21B)	2
3	1476301	EQUALISER (requires replacement T3214 bush)	2
4	NLA	EQUALISER BOLT	2
5	T3214	EQUALISER BUSH 2" I.D.	2
6	NLA	WASHER	2
7	NLA	LOCKNUT	2
8	T5544	SPRING ROLLER BOLT 1/2" X 4-3/4"	4
9	T2106	SPRING ROLLER	4
10	T1705	SPRING WASHER 1/2"	4
11	T1704	NUT 1/2"	4

# MODEL 88273 LATE 6' WIDE SPREAD TRAILER SUSPENSION



ITEM	PART NO.	DESCRIPTION	REQD.
1	1468801	EQUALISER PIVOT BRACKET FAB	2
2	1510001	TORQUE ROD ATTACHMENT BRACKET ( Modell 88)	2
	1161001	TORQUE ROD ATTACHMENT BRACKET (Modell 21B)	2
3	1476301	EQUALISER C/W 14682/01 BUSH	2
4	1468301	EQUALISER PIVOT SHAFT 1-1/4"	2
5	1468201	EQUALISER BUSH 1-1/4"	2
6	0891402	LOCK NUT 1-1/4"	2
8	T5544	SPRING RETAINING BOLT 1/2" X 4-3/4"	4
9	T2106	SPRING ROLLER	4
10	T1705	LOCK WASHER 1/2"	4
11	T1704	NUT 1/2"	4



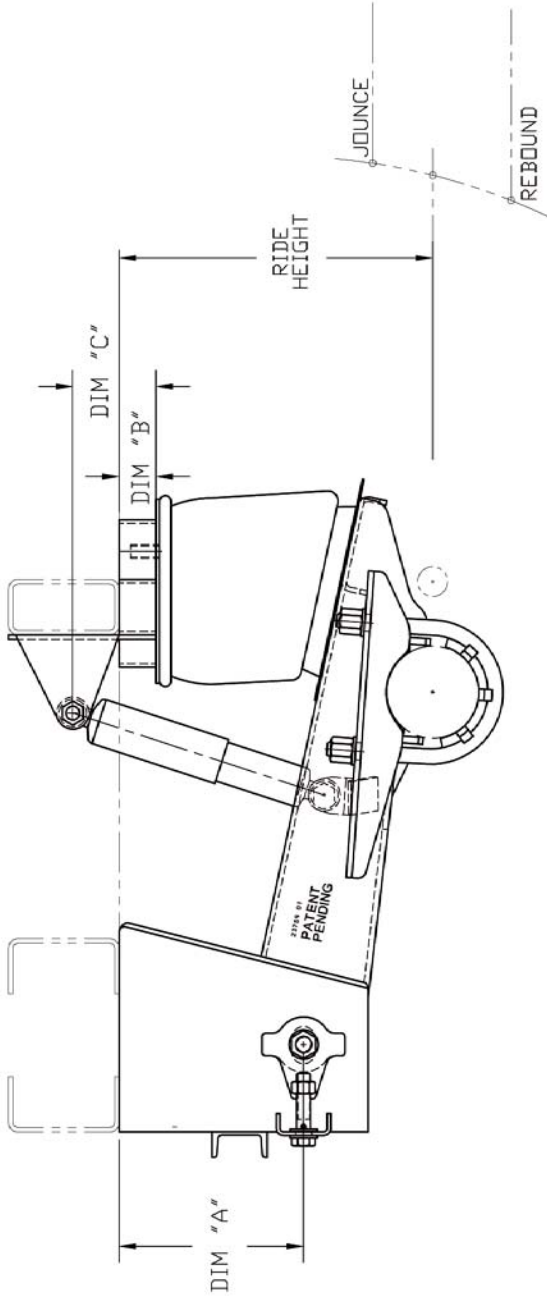


**REYCO<sup>®</sup>**

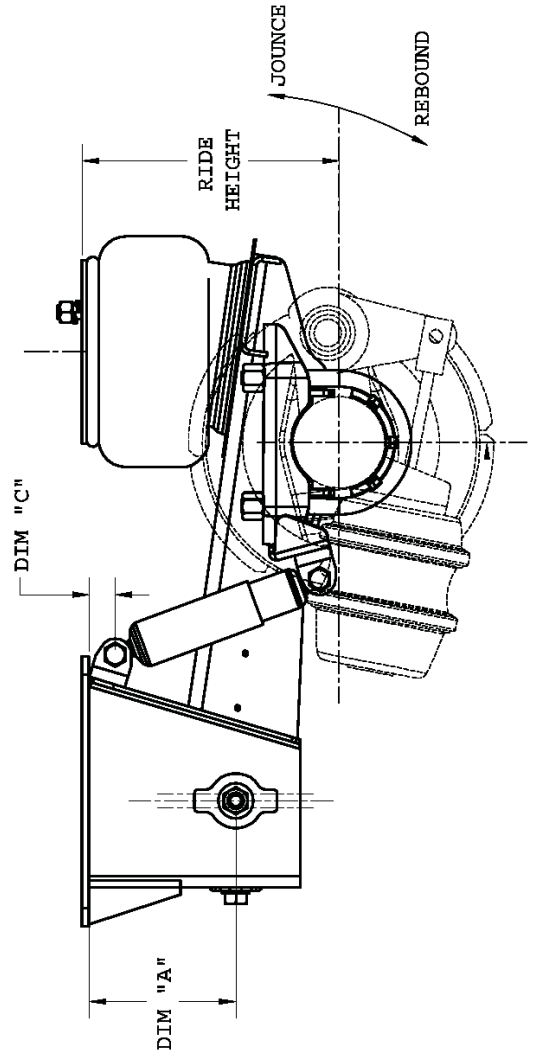
# Trailer Air Suspensions

# 23ARTU SUSPENSION

Rear-facing shocks



Forward-facing shocks

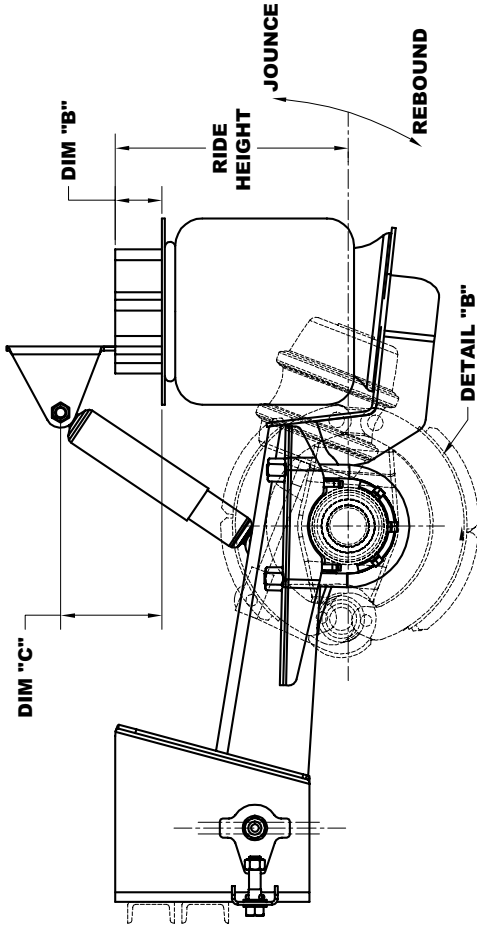


# 23ARTU SUSPENSION

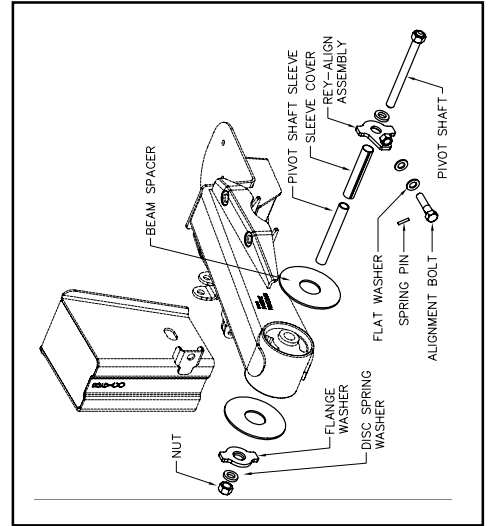
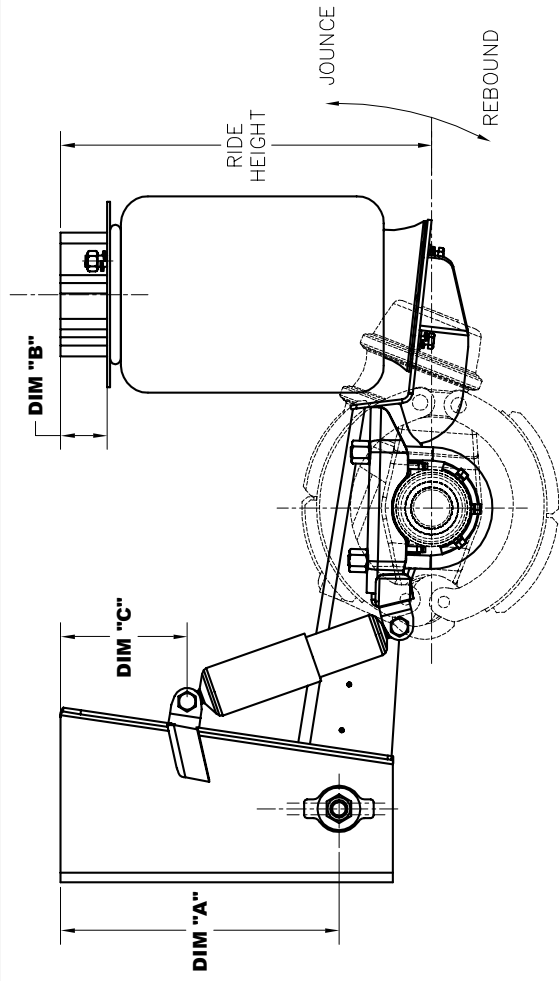
	Qty	Suspension Model				
		23ARTU-14A FS	23ARTU-14A	23ARTU-15A	23ARTU-16A	23ARTU-17A
Ride Ht. in / mm		13 / 355	14 / 355	15 / 380	16 / 406	17 / 430
Jounce in / mm		2.5 / 63.5	2.09 / 53	3.13 / 80	3.22 / 82	3.25 / 83
Rebound in / mm		5.5 / 140	5.31 / 135	4.06 / 103	3.88 / 98	4.25 / 108
Weight lbs / kg		290 / 131	298 / 135	302 / 137	316 / 143	320 / 145
Hanger	Dim. A	8 / 203	8 / 203	9 / 229	10 / 254	10 / 254
	Part No. L / R	24001-213/224	24001-21/22	24001-31/32	24001-41/42	24001-41/42
Trailing Arm - L / R	1 ea	23759-05/06	23759-01/02	23759-01/02	23759-01/02	23759-01/02
Trail. Arm & Hanger Assy - L / R	1 ea	702134-01/02	702311-31/32	702311-27/28	TK24770-1/2	TK24770-1/2
Air Bag	2	23433-01	23433-01	23433-01	23433-01	23433-01
Air Bag Bolts Kit	1	TK23658	TK23658	TK23658	TK23658	TK23658
Air Bag Spacer	Height in / mm	N/A	N/A	N/A	0.875 / 22	2 / 51
	Part No. L / R	23664-01/02	23662-01/02	23662-01/02	23986-01/02	24777-01/02
Shock Absorber	2	702135-01	23523-01	23523-01	23523-01	23523-01
Shock Absorber Bolt Kit	1	TK23535	TK23535	TK23535	TK23535	TK23535
U-Bolt Kit	2	TK23961	TK23961	TK23961	TK23961	TK23961

# 25ARTU SUSPENSION

## Rear-facing shocks



## Forward-facing shocks

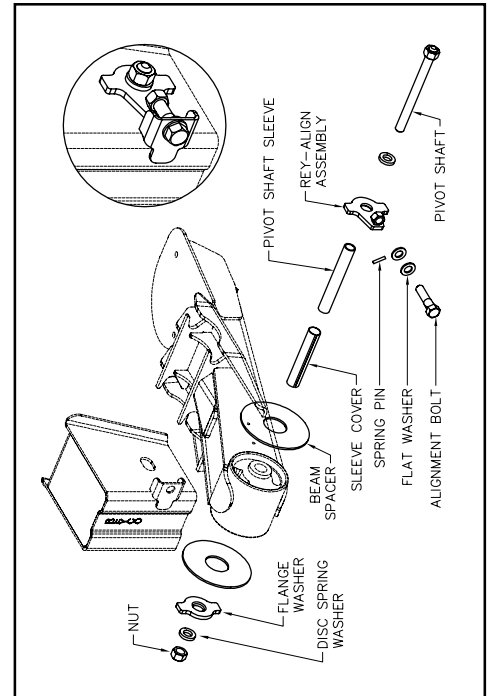
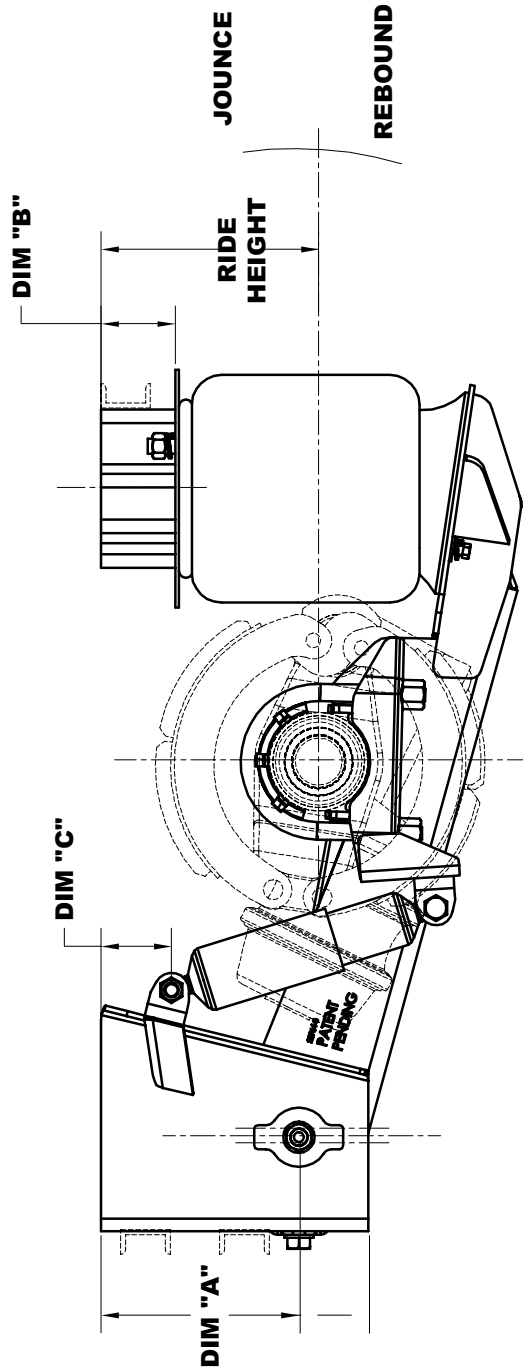


# 25ARTU SUSPENSION

	Qty	Suspension Model						
		25ARTU-12A+FS	25ARTU-12A	25ARTU-14A	25ARTU-15A	25ARTU-16A	25ARTU-17A	
Ride Ht. in / mm		12 / 305	12 / 305	14 / 355	15 / 380	16 / 406	17 / 430	
Jounce in / mm		3.375 / 86	3.875 / 98	4 / 102	4 / 102	4 / 102	4 / 102	
Rebound in / mm		4.875 / 124	4.125 / 105	4 / 102	4 / 102	4 / 102	4 / 102	
Weight lbs / kg		325 / 148	311 / 141	337 / 153	350 / 159	363 / 165	376 / 171	
Hanger	Dim. A	6.25 / 159	6.25 / 159	8 / 203	9 / 229	10 / 254	11 / 279	
	Part No. L / R	24001-111/122	24001-11/12	24001-21/22	24001-31/32	24001-41/42	24001-51/52	
Trailing Arm - L / R	1 ea	704741-09/10	23968-01/02	23968-01/02	23968-01/02	23968-01/02	23968-01/02	
Trail. Arm & Hanger Assy - L / R	1 ea	702134-03/04	702311-43/44	702311-47/48	702311-13/14	702311-37/38	702311-39/40	
Air Bag	2	Early: 23521-02 Late: 704671-02	Early: 23521-02 Late: 704671-02	Early: 23521-02 Late: 704671-02	Early: 23521-02 Late: 704671-02	Early: 23521-02 Late: 704671-02	Early: 23521-02 Late: 704671-02	
Air Bag Bolts Kit	1	TK23568	TK24381	TK24381	TK24381	TK24381	TK24381	
Air Bag Spacer	Dim. B	N/A	N/A	2 / 51	3 / 76	4 / 102	5 / 127	
	Part No. L / R	23639-01	703377-03/04	703377-23/24	703377-33/34	703377-43/44	703377-53/54	
Shock Absorber	2	702136-01 (Gabriel No. 85052)	24392-01	24392-01	24392-01	24392-01	24392-01	
Shock Absorber Bolt Kit	1	TK23535	TK23535	TK23535	TK23535	TK23535	TK23535	
U-Bolt Kit	2	TK23961	TK23961	TK23961	TK23961	TK23961	TK23961	



# 25ARUU SUSPENSION



# 25ARUU SUSPENSION

	Qty	Suspension Model		
		25ARUU-6.5A-NZ	25ARUU-7.5A	25ARUU-9A
Ride Ht. in / mm		6.5 / 165	7.5 / 190	9 / 230
Jounce in / mm		2.625 / 67	3.375 / 86	3.875 / 98
Rebound in / mm		4.5625 / 116	4.5625 / 116	4.1875 / 106
Weight lbs / kg		320 / 145	330 / 150	340 / 154
Hanger	Dim. A	6.25 / 159	7 / 178	8 / 203
	Part No. L / R	24001-11/12	24001-15/16	24001-21/22
Trailing Arm - L / R	1 ea	704740-11/12	704740-01/02	704740-01/02
Trail. Arm & Hanger Assy - L / R	1 ea	702311-87/88	702311-29/30	702311-53/54
Air Bag	2	Early: 702614-01 Late: 704671-02	Early: 23521-01 Late: 704671-02	Early: 23521-01 Late: 704671-02
Air Bag Bolts Kit	1	TK23568	TK23568	TK23568
Air Bag Spacer	Height in / mm	0.875 / 22	0.875 / 22	1.75 / 44
	Part No. L / R	25039-01/01	25039-01/01	703457-23/23
Shock Absorber	2	702136-01 (Gabriel No. 85052)	23553-01	23553-01
Shock Absorber Bolt Kit	1	TK23535	TK23535	TK23535
U-Bolt Kit	2	K702333	K702333	K702333

# REY-ALIGN™ DETAILS

Care must be taken to ensure that the Rey-Align™ option is installed correctly.

**NOTE: IMPORTANT!** When installing the disc spring washers, the "CONCAVE" side MUST FACE the surface of the hanger, and the "CONVEX" side MUST FACE the nut. There are two of these washers per hanger, one for each side.

## HARDWARE COMPONENT LIST (per beam)

(1) pivot shaft	#23948-01
(1) nut	#24403-01
(2) disc spring washers	#23952-01
(1) flange washer	#23656-01
(1) pivot shaft sleeve	#23674-01
(1) sleeve cover	#23432-01
(2) beam spacers	#23427-01
(1) REY-ALIGN™ assembly	#23673-01

1. Assemble the hardware as shown, ensuring correct installation of disc spring washers and ensuring that the flange washer is installed on the opposite side to the alignment assembly.
2. To align the suspension, turn the 19 mm (3/4") adjustment shaft found on the front of the hanger. This will either pull the beam/axle forward or push it rearward, till you find the correct alignment.
3. Tighten and torque the hanger clamp bolt to 815 Nm (600 ft lbs) **using only a torque wrench**.

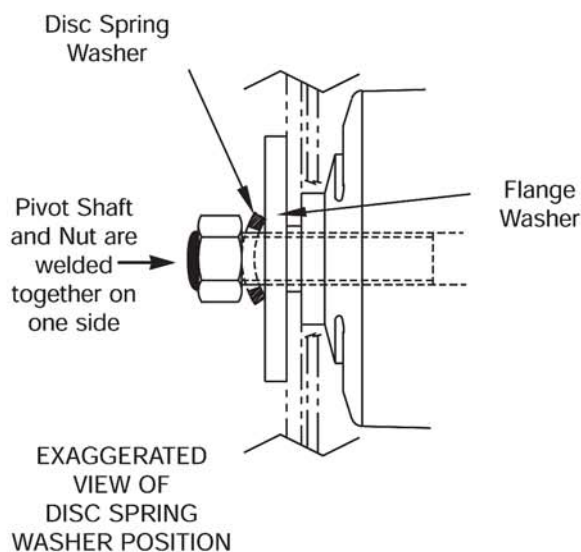
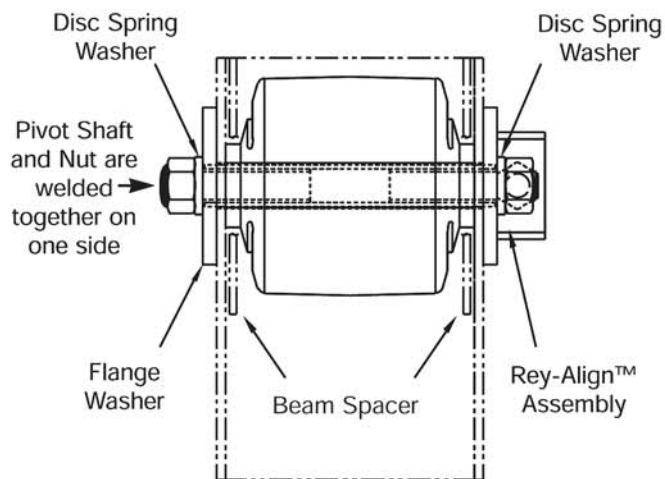
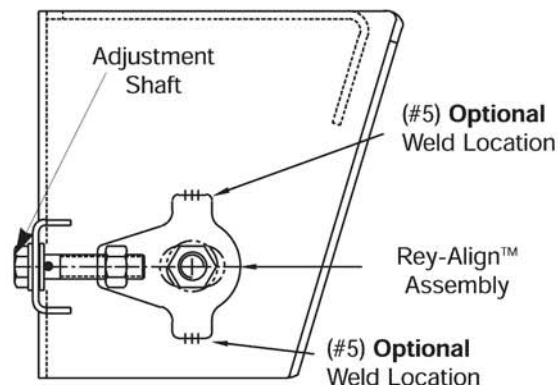
**NOTE: 1) Refer to page I-13 for details.  
2) Run nut up very slowly.**

4. Optional: Weld along top of "TAB" to secure alignment in position.

**NOTE: By cutting welds carefully, you should be able to re-align up to 3 or 4 times with minimal or no cleaning.**

5. Lastly, torque the 19 mm (3/4") adjustment shaft **by turning clockwise** to 80 Nm (60 ft lbs).

6. Verify that torque is correct on all fasteners.

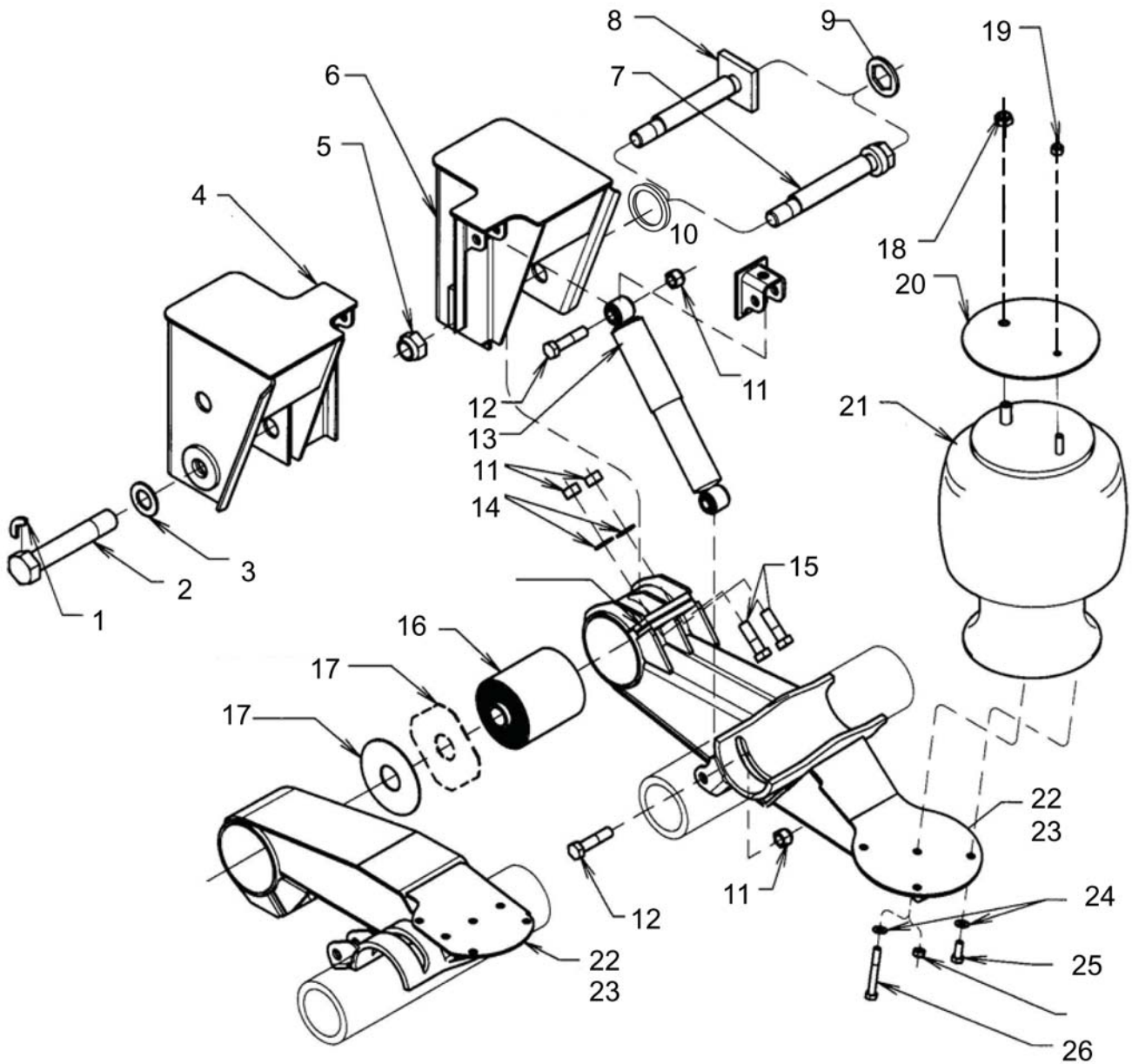




# Trailer Air Suspensions

# RAR247 SUSPENSION

Before 1/10/95



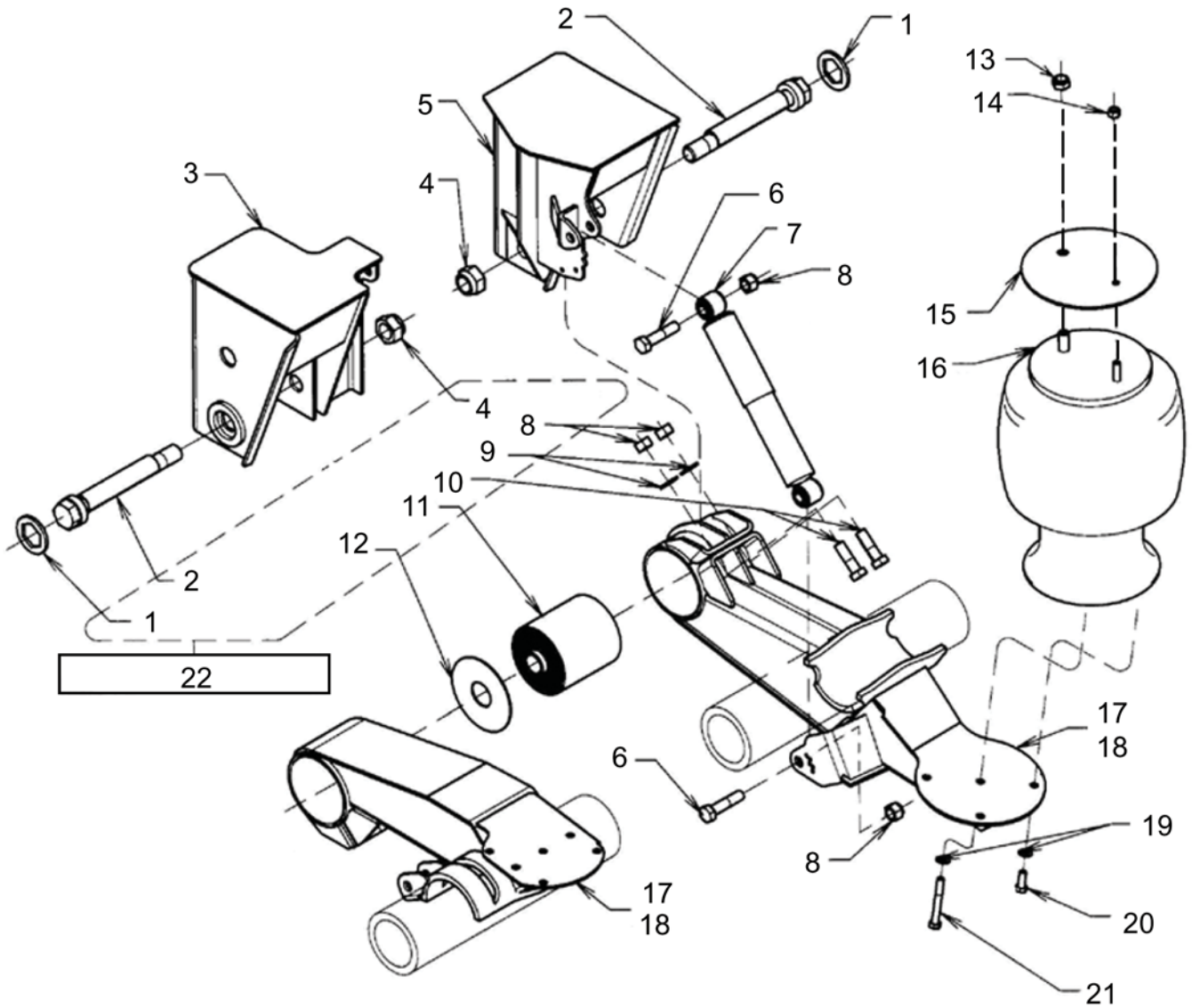
# RAR247 SUSPENSION – Before 1/10/95

ITEM	PART NO.	DESCRIPTION	REQD.
1	9003092B100	ANTI TURN WASHER	1
2*	1135873B105	BOLT 1-1/2"x 8-1/2" (left hand side only)	1
3*	1160673B000	LOCKWASHER 1-1/2"	1
4	3267679B101	LEFT HAND HANGER ASSY (7" RIDE HEIGHT)	1
	3267680B101	LEFT HAND HANGER ASSY (15" RIDE HEIGHT)	1
5*	1155648B105	LOCKNUT 1-1/4"	2
6	3267679B201	RIGHT HAND HANGER ASSY (7" RIDE HEIGHT)	1
	3267680B201	RIGHT HAND HANGER ASSY (15" RIDE HEIGHT)	1
7*	5007300B000	ROUND CLAMP TYPE ECCENTRIC BOLT 9-1/2" LG	2
8	NLA	REPLACE USING 507300B000 BOLT & 9097727B000 COLLAR	
9*	9003092B000	ANTI TURN WASHER (for 1137694B000)	2
10*	9097727B000	COLLAR	2
11*	1150709B105	LOCKNUT 3/4"	8
12	1147698B105	BOLT 3/4" x 3-1/4" (SHOCK BOLT)	4
13	1270563B000	SHOCK ABSORBER	2
	1270563B003	SHOCK ABSORBER GAS FILLED	2
14*	1167140B100	WASHER 3/4" FLAT	4
15*	1140604B108	BOLT 3/4" x 2-1/2" GRADE 8	4
16*	1117680B060	BUSH ASSY (15000lbs)	2
17*	1167680B000	WASHER	2
18	821101	NUT 3/4"	2
19	1150555B112	LOCKNUT 1/2"	2
20	7007670B000	AIR SPRING TOP PLATE 7-1/4"dia	2
21	S8802C	AIR SPRING IT15M - 4/2	2
	S9010C	AIR SPRING IT15M - 4	2
22	4287679D100	LEFT HAND BEAM ASSY 7" RIDE HEIGHT) (not shown)	1
	4287711D100	LEFT HAND BEAM ASSY 15" RIDE HEIGHT) (not shown)	1
23	4287679D200	RIGHT HAND BEAM ASSY 7" RIDE HEIGHT)	1
	4287711D200	RIGHT HAND BEAM ASSY 15" RIDE HEIGHT)	1
24	1160556B100	LOCKWASHER 1/2"	6
25	1140554B105	BOLT 1/2" x 1"	6
26	1147440B105	BOLT 1/2" x 3"	2
*	6047680B060	SUSPENSION BUSHING KIT (2 SIDES)	1



# RAR247 SUSPENSION

## After 1/10/95



# RAR247 SUSPENSION – After 1/10/95

ITEM	PART NO.	DESCRIPTION	REQD.
1	9003092B000	ANTI TURN WASHER	2
2	1137694B000	ROUND CLAMP TYPE ECCENTRIC BOLT 9-1/2" LG	2
3	3267744C107	LEFT HAND HANGER ASSY (7" RIDE HEIGHT)	1
	3267739C100	LEFT HAND HANGER ASSY (15" RIDE HEIGHT)	1
4	1155648B105	LOCKNUT 1-1/4"	2
5	3267744C207	RIGHT HAND HANGER ASSY (7" RIDE HEIGHT)	1
	3267739C200	RIGHT HAND HANGER ASSY (15" RIDE HEIGHT)	1
6	1147698B105	BOLT 3/4" x 3-1/4" (SHOCK BOLT)	4
7	1270563B000	SHOCK ABSORBER	2
	1270563B003	SHOCK ABSORBER GAS FILLED	2
8	1150709B105	LOCKNUT 3/4"	8
9	1167140B100	WASHER 3/4" FLAT	4
10	1140604B108	BOLT 3/4" x 2-1/2" GRADE 8	4
11	1117680B060	BUSH ASSY (15000lbs)	2
12	1167680B000	WASHER	2
13	821101	NUT 3/4"	2
14	1150555B112	LOCKNUT 1/2"	2
15	7007670B000	AIR SPRING TOP PLATE 7-1/4"dia	2
16	S8802C	AIR SPRING IT15M - 4/2	2
	S9010C	AIR SPRING IT15M - 4	2
17	4287744D100	LEFT HAND BEAM ASSY 7" RIDE HEIGHT) (not shown)	1
	4287739D100	LEFT HAND BEAM ASSY 15" RIDE HEIGHT) (not shown)	1
18	4287744D200	RIGHT HAND BEAM ASSY 7" RIDE HEIGHT)	1
	4287739D200	RIGHT HAND BEAM ASSY 15" RIDE HEIGHT)	1
19	1160556B100	LOCKWASHER 1/2"	6
20	1140554B105	BOLT 1/2" x 1"	6
21	1147440B105	BOLT 1/2" x 3"	2
22	6047739B060	BUSHING REPLACEMENT KIT	1

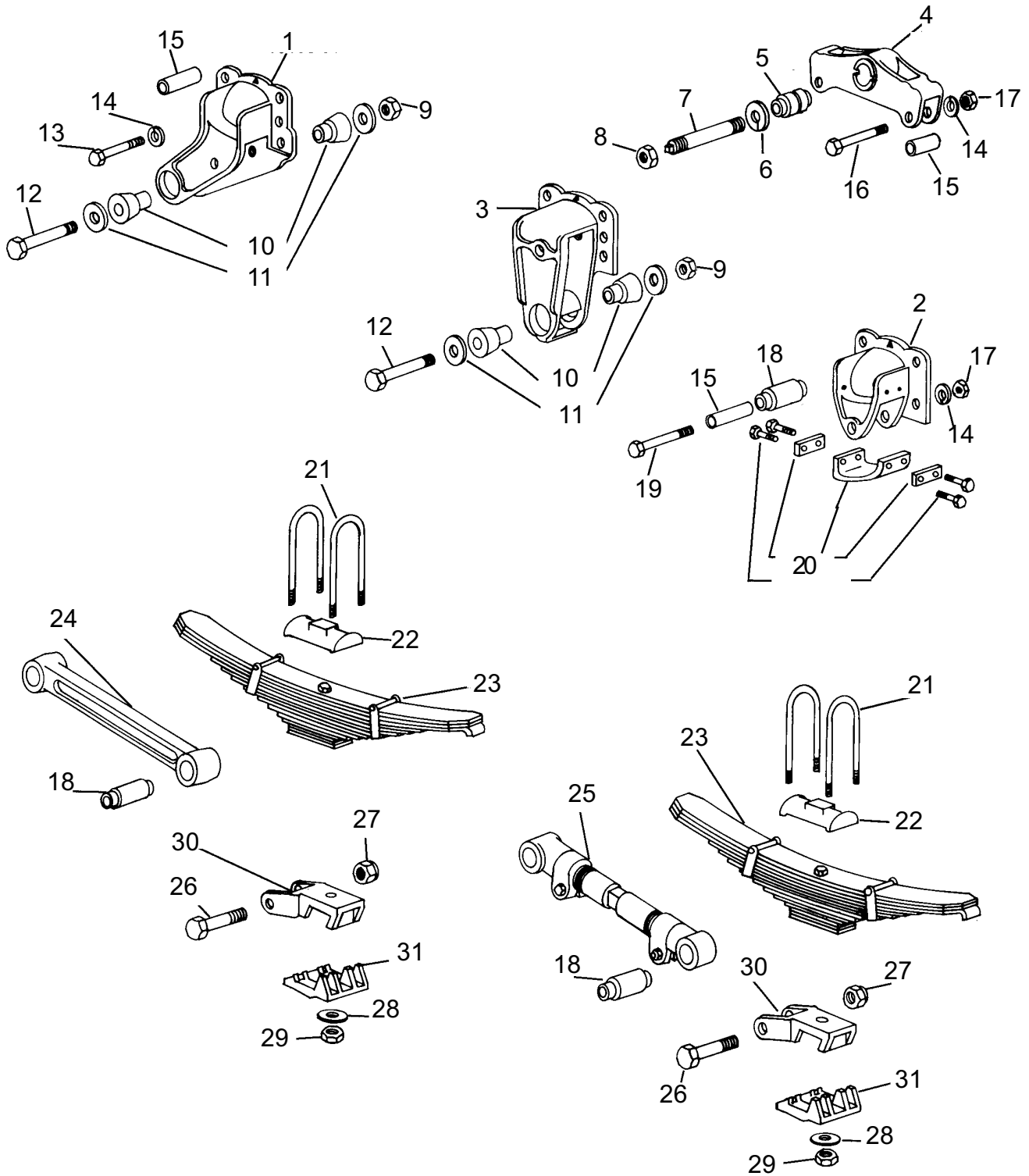






# Truck Suspensions (MECHANICAL)

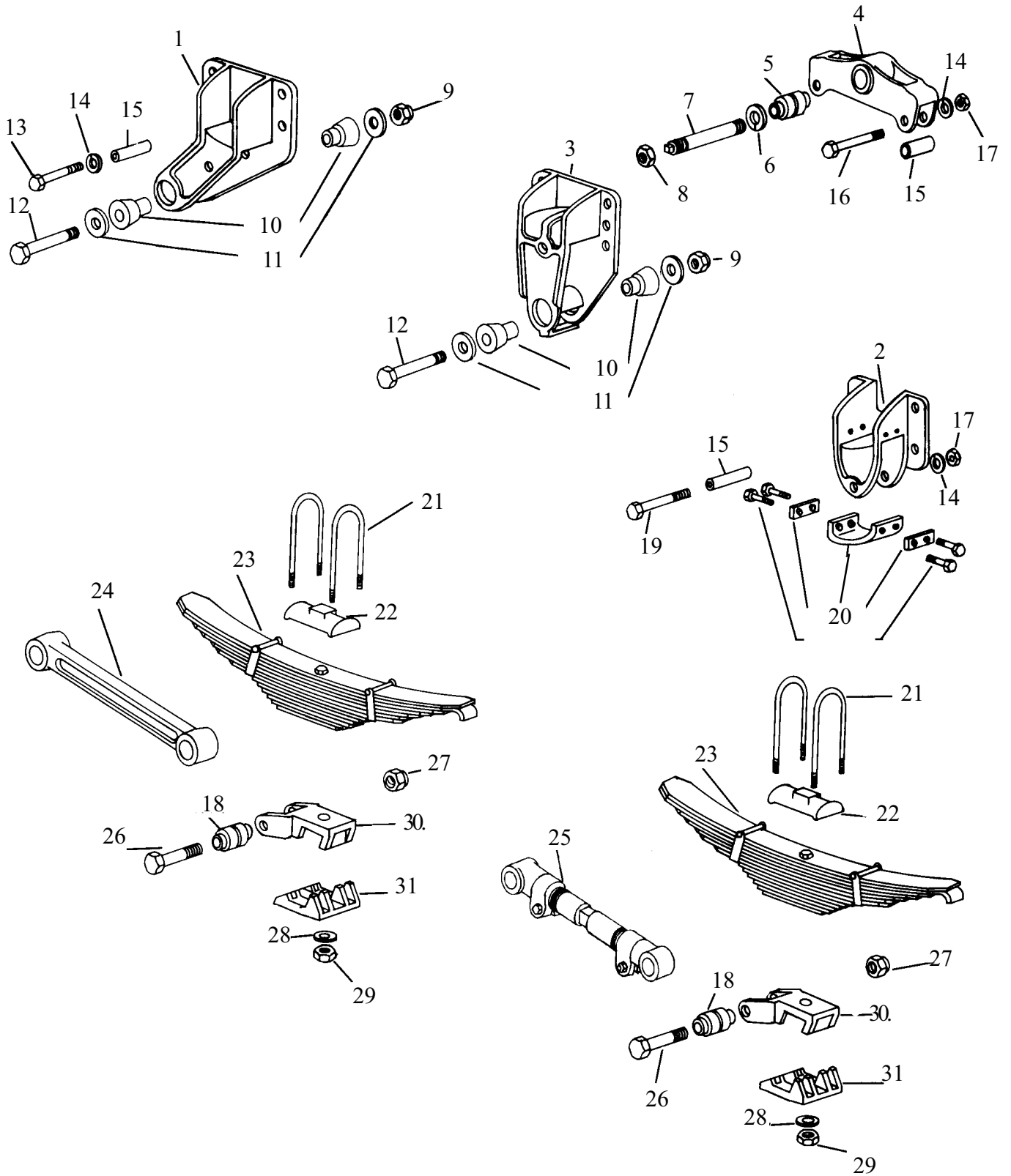
# 102W TRUCK SUSPENSION



# 102W TRUCK SUSPENSION

ITEM	PART NO.	DESCRIPTION	REQD.
1	1010501	FRONT HANGER LEFT HAND	1
	1010601	FRONT HANGER RIGHT HAND	1
2	1011001	REAR HANGER RIGHT HAND	1
	1011101	REAR HANGER LEFT HAND	1
3	1010701	CENTRE HANGER	2
4	1474301	EQUALISER C/W BUSH	2
	1415401	EQUALISER C/W BUSH 55/45 RIGHT HAND	1
	1415501	EQUALISER C/W BUSH 55/45 LEFT HAND	1
5	1471301	EQUALISER BUSH	2
6	1424601	EQUALISER SHAFT WASHER	2
7	0868601	EQUALISER SHAFT	2
8	0868701	EQUALISER SHAFT NUT 1-7/16"	2
9*	T5495	LOCK NUT 1"	4
10*	TK21640	*BUSH SERVICE KIT - INCLUDES 1 x #9, 2 x #10, 2 x #11, 1 x #12	4
11*	T1724	COMPRESSION WASHER	8
12*	T5492	TORQUE ROD BOLT 1" X 6-3/4"	4
13	T3099	BOLT 1/2" X 4-1/2"	2
14	T1705	LOCK WASHER 1/2"	8
15	T2106	SPRING ROLLER 1/2" I.D.	8
16	T5544	BOLT 1/2" X 4-3/4"	4
17	T1704	NUT 1/2"	6
18	0972901	TORQUE ROD BUSH	6
19	T5549	BOLT 1/2" X 5-1/2"	2
20	TK15161	HANGER WEAR PAD KIT	1
21		U-BOLT (REFER SEPARATE LIST)	8
22	0867701	TOP PLATE	4
23		SPRING'S (REFER SEPARATE LIST)	4
24	1101203	RIGID TORQUE ROD 20-1/2"	2
	1415601	RIGID TORQUE ROD 21-7/8"	1
25	1518601	ADJUSTABLE TORQUE ROD 20-1/2"	2
26	1003301	BOLT 7/8" X 5-1/2"	4
27	1009201	LOCK NUT 7/8"	4
28	T7292	WASHER 7/8" I.D.	16
29	1434501	LOCKNUT 7/8"	16
30		AXLE SEAT (REFER TRANSPECS)	4
31		BOTTOM PLATE (REFER TRANSPECS)	4

# 202W TRUCK SUSPENSION



# 202W TRUCK SUSPENSION

ITEM	PART NO.	DESCRIPTION	REQD.
1	15222/01	FRONT HANGER RIGHT HAND	1
	15223/01	FRONT HANGER LEFT HAND	1
2	14718/01	REAR HANGER RIGHT HAND	1
	14719/01	REAR HANGER LEFT HAND	1
3	14717/01	CENTRE HANGER	2
4	14723/01	EQUALISER C/W BUSH	2
5	1471301	EQUALISER BUSH	2
6	1424601	EQUALISER SHAFT WASHER	2
7	0868601	EQUALISER SHAFT	2
8	0868701	EQUALISER SHAFT NUT 1-7/16"	2
9*	T5495	LOCKNUT 1"	4
10*	TK21640	*BUSH SERVICE KIT - INCLUDES 1 x #9, 2 x #10, 2 x #11, 1 x #12	4
11*	T1724	COMPRESSION WASHER	8
12*	T5492	TORQUE ROD BOLT 1" X 6-3/4"	4
13	T3099	BOLT 1/2" X 4-1/2"	2
14	T1705	LOCK WASHER 1/2"	8
15	T2106	SPRING ROLLER 1/2" I.D.	8
16	T5544	BOLT 1/2" X 4-3/4"	4
17	T1704	NUT 1/2"	6
18	0972901	TORQUE ROD BUSH	6
19	T5549	BOLT 1/2" X 5-1/2"	2
20	TK15161	HANGER WEAR PAD KIT	1
21		U-BOLT (REFER SEPARATE LIST)	8
22	0867701	TOP PLATE	4
23	1948401	SPRING 11 LEAF	4
	1948402	SPRING 11 LEAF (70mm wide )	4
24	1948201	RIGID TORQUE ROD FRONT 15"	1
	1948301	RIGID TORQUE ROD REAR 18-7/8"	1
25	1683801	ADJUSTABLE TORQUE ROD FRONT 15"	1
	1535601	ADJUSTABLE TORQUE ROD REAR 18-7/8"	1
26	1003301	BOLT 7/8" X 5-1/2"	4
27	1009201	LOCKNUT 7/8"	4
28	T7292	WASHER 7/8"	16
29	1434501	LOCKNUT 7/8"	16
30		AXLE SEAT (REFER SEPARATE LIST)	4
31		BOTTOM PLATE (REFER TRANSPECS)	4

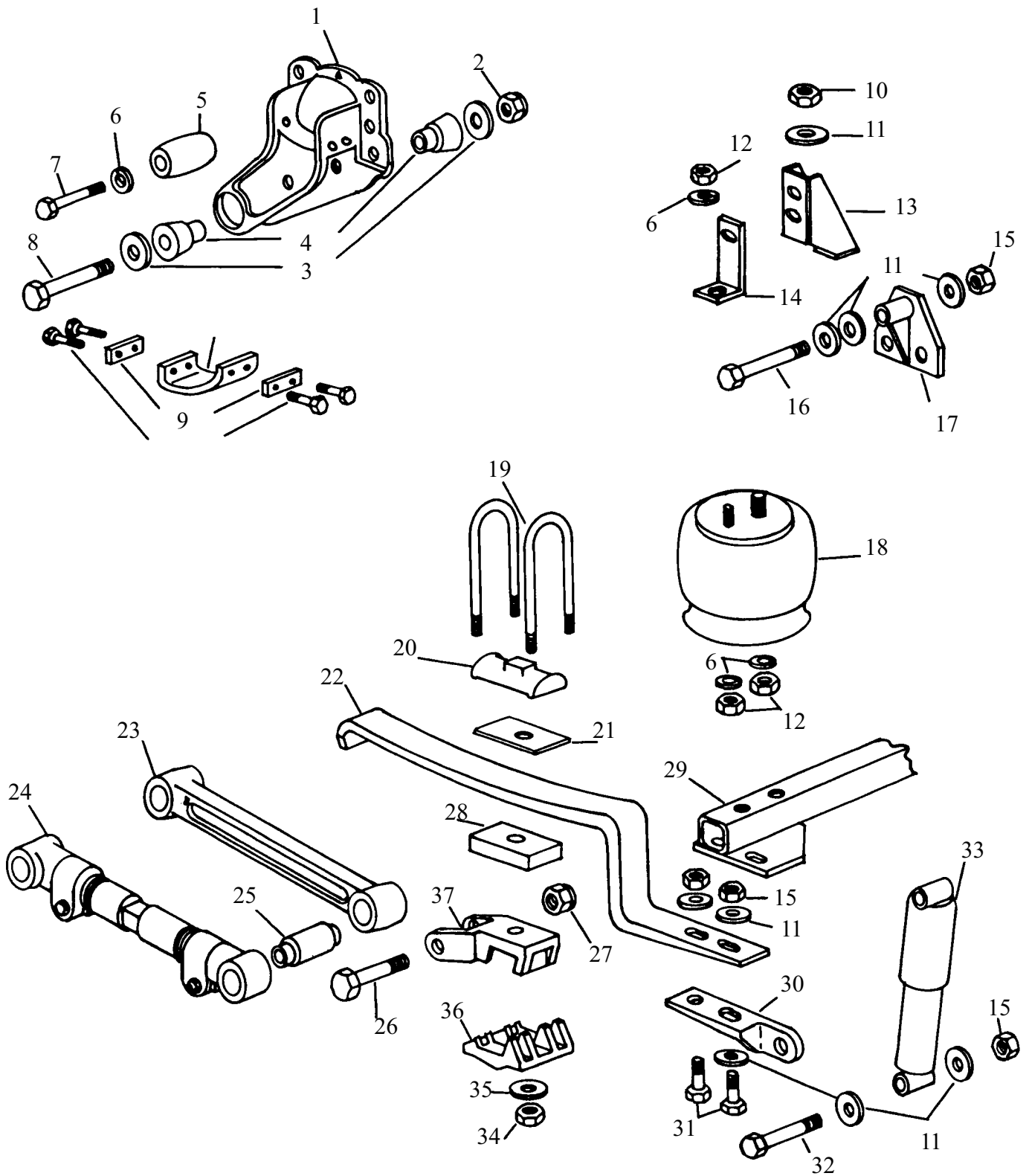




# Truck Suspensions (AIR)



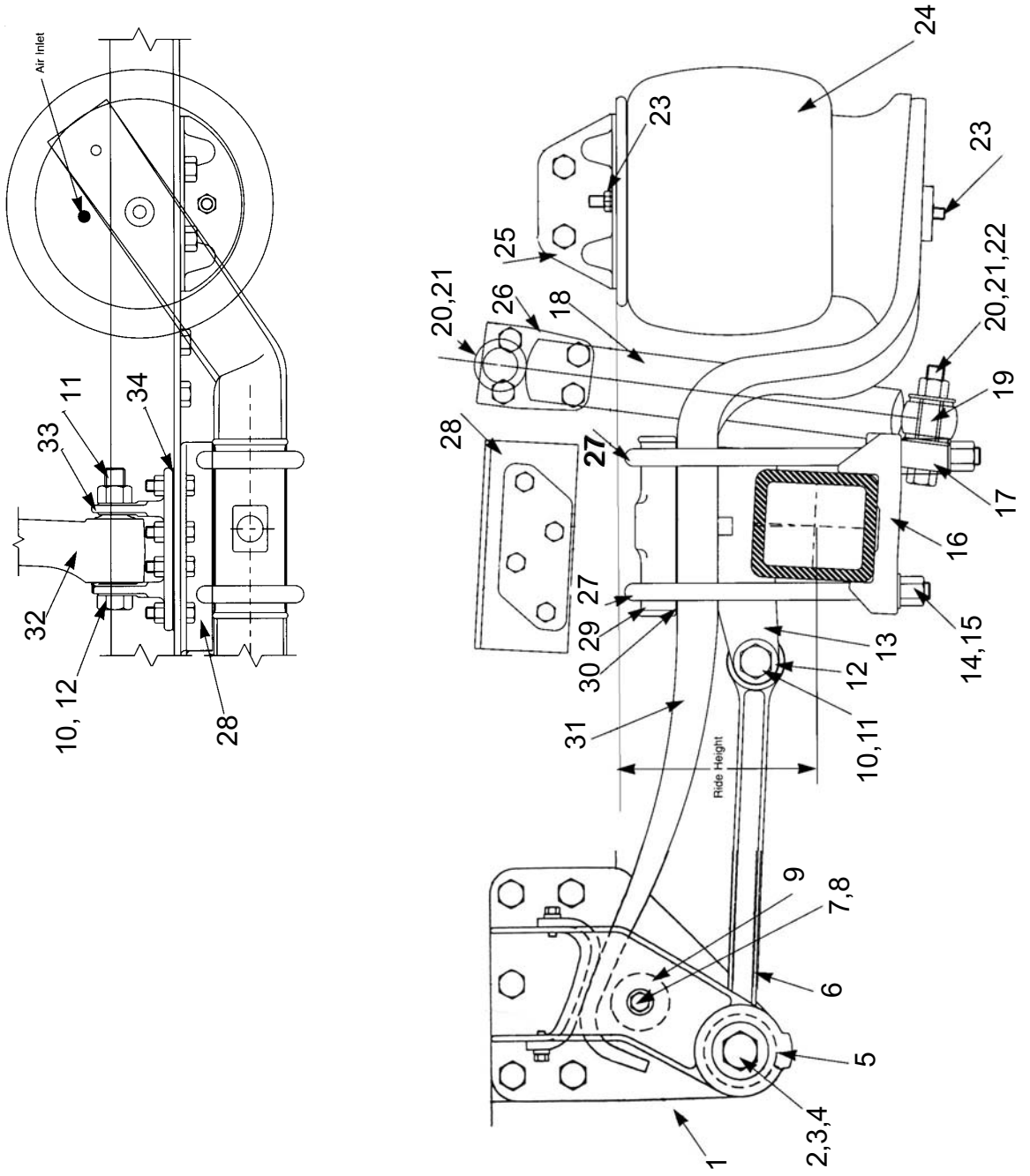
# 102AR TRUCK AIR SUSPENSION



# 102AR TRUCK AIR SUSPENSION

ITEM	PART NO.	DESCRIPTION	REQD.
1	1571401	FRONT HANGER RIGHT HAND	2
	1571501	FRONT HANGER LEFT HAND	2
2*	T5495	LOCKNUT 1"	4
3*	T1724	COMPRESSION WASHER	8
4*	TK21640	*BUSH SERVICE KIT - INCLUDES 1 x #2, 2 x #3, 2 x #4, 1 x #8	4
5	1367704	BUSHING FREEPLAY 2-1/2"DIA	4
6	T1705	LOCK WASHER 1/2"	16
7	T3099	BOLT 1/2" X 4-1/2"	4
8*	T5492	TORQUE ROD BOLT 1 X 6-3/4"	4
9	TK15161	HANGER WEAR PAD KIT	2
10	0821101	NUT 3/4"	4
11	2085201	WASHER 3/4"	32
12	1292001	NUT 1/2"	4
13	1825901	INNER AIR SPRING BRACKET	4
14	1825801	OUTER AIR SPRING BRACKET	4
15	1434401	NUT 3/4"	8
16	1524601	UPPER SHOCK BOLT 3/4" X 6"	4
17	1825601	UPPER SHOCK MOUNT BRACKET	4
18	S9223C	AIR SPRING (IT15L-8X)	4
	S9121C	AIR SPRING FRONT TAG 55/45 (IT19F-7)	2
	S9010C	AIR SPRING REAR TAG 55/45 (IT15M-9)	2
19		U-BOLT (REFER SEPARATE LIST)	8
20	0867701	TOP PLATE (CAST)	4
21	1681001	SPRING LINER	4
22	1567603	Z-SPRING BEAM	4
23	1101203	RIGID TORQUE ROD 20-1/2"	2
	1118401	RIGID TORQUE ROD 18-7/8" (FG/N1521)	2
24	1518601	ADJUSTABLE TORQUE ROD 20-1/2"	2
	1535601	ADJUSTABLE TORQUE ROD 18-7/8" (FG/N1521)	2
25	0972901	TORQUE ROD BUSH	4
26	1003301	TORQUE ROD BOLT 7/8" X 5-1/2"	4
27	1009201	LOCKNUT 7/8"	4
28		SPACER BLOCK (REFER TRANSPECS)	(AS REQD)
29	1576601	AIR SPRING SUPPORT BEAM	2
30	2005501	LOWER SHOCK MOUNT BRACKET LEFT HAND	2
	2005401	LOWER SHOCK MOUNT BRACKET RIGHT HAND	2
31	1566901	LOWER SHOCK MOUNT BRACKET BOLT 3/4" X 3"	8
33	1288901	LOWER SHOCK MOUNT BOLT 1/2" X 4"	4
33	1288701	SHOCK ASBORBERS (NO REPLACEMENT BUSHES AVAIL.)	4
34	1434501	LOCKNUT 7/8"	16
35	T7292	WASHER 7/8"	16
36		BOTTOM PLATE (REFER TRANSPECS)	4
37		AXLE SEAT (REFER TRANSPECS)	4
	TK16470	TRACKROD KIT (NOT SHOWN)	2

# 200AR TRUCK AIR SUSPENSION



# 200AR TRUCK AIR SUSPENSION

ITEM	PART NO.	DESCRIPTION	REQD.
1*	2012701	FRONT HANGER LEFT HAND	2
	2012801	FRONT HANGER RIGHT HAND	2
2**	T5492	BOLT 1" x 7"	4
3**	T5495	LOCK NUT 1	4
4**	TK21640	**BUSH SERVICE KIT - INCLUDES 1 x #2, 1 x #3, 2 x #4, 2 x #5	4
5**	T1724	FLAT WASHER	4
6	2012101	TORQUE ROD RIGID CURB SIDE 16.5"	2
	2013801	TORQUE ROD ADJUSTABLE ROAD SIDE 16.5"	2
7	000104	BOLT 5/8" x 4-1/2"	4
8	T2131	LOCKWASHER 5/8"	4
9	1367708	RUBBER ROLLER 2-1/2" O.D	4
10	1003301	BOLT 7/8" x 5-1/2"	8
11	1009201	LOCKNUT 7/8"	8
12	0972901	TORQUE ROD BUSH	4
13		AXLE SEAT (refer Transpecs)	4
14	T7292	FLAT WASHER 7/8"	16
15	1434501	LOCKNUT 7/8"	16
16		BOTTOM PLATE (refer Transpecs)	4
17	2015501	LOWER SHOCK BRACKET LEFT HAND	2
	2015401	LOWER SHOCK BRACKET RIGHT HAND	2
18	2012601	SHOCK ABSORBER	4
19	2047501	SHOCK ABSORBER BUSH	4
	1288801	SLEEVE FOR SHOCK BUSH 1.87" I.D.	4
20	1434401	LOCKNUT 3/4"	16

ITEM	PART NO.	DESCRIPTION	REQD.
21	1289501	COMPRESSION WASHER 3/4"	32
22	1735401	BOLT 3/4" x 4-1/2"	8
23	1292001	NYLOC NUT 1/2"	8
24***		AIR BAGS REFER SEPARATE LIST	4
25	2012301	AIR BAG BRACKET	4
26	2018503	UPPER SHOCK BRACKET (8-1/2" Mt. height)	4
27		U-BOLTS REFER SEPARATE LIST	8
28	2137002	FRAME PLATE TRACK ROD	2
29	0867701	TOP PLATE (CAST)	4
30	1681001	SPRING LINER	4
31	1987601	SPRING BEAM RIGHT HAND	2
	1987701	SPRING BEAM LEFT HAND	2
32	20122/01	TRACK ROD	2
	103523	TRACK ROD (OPTIONAL ADJUSTABLE 22-3/4")	2
33	1827301	FRAME BRACKET	2
34	2013301	SHIM 0.060"	4

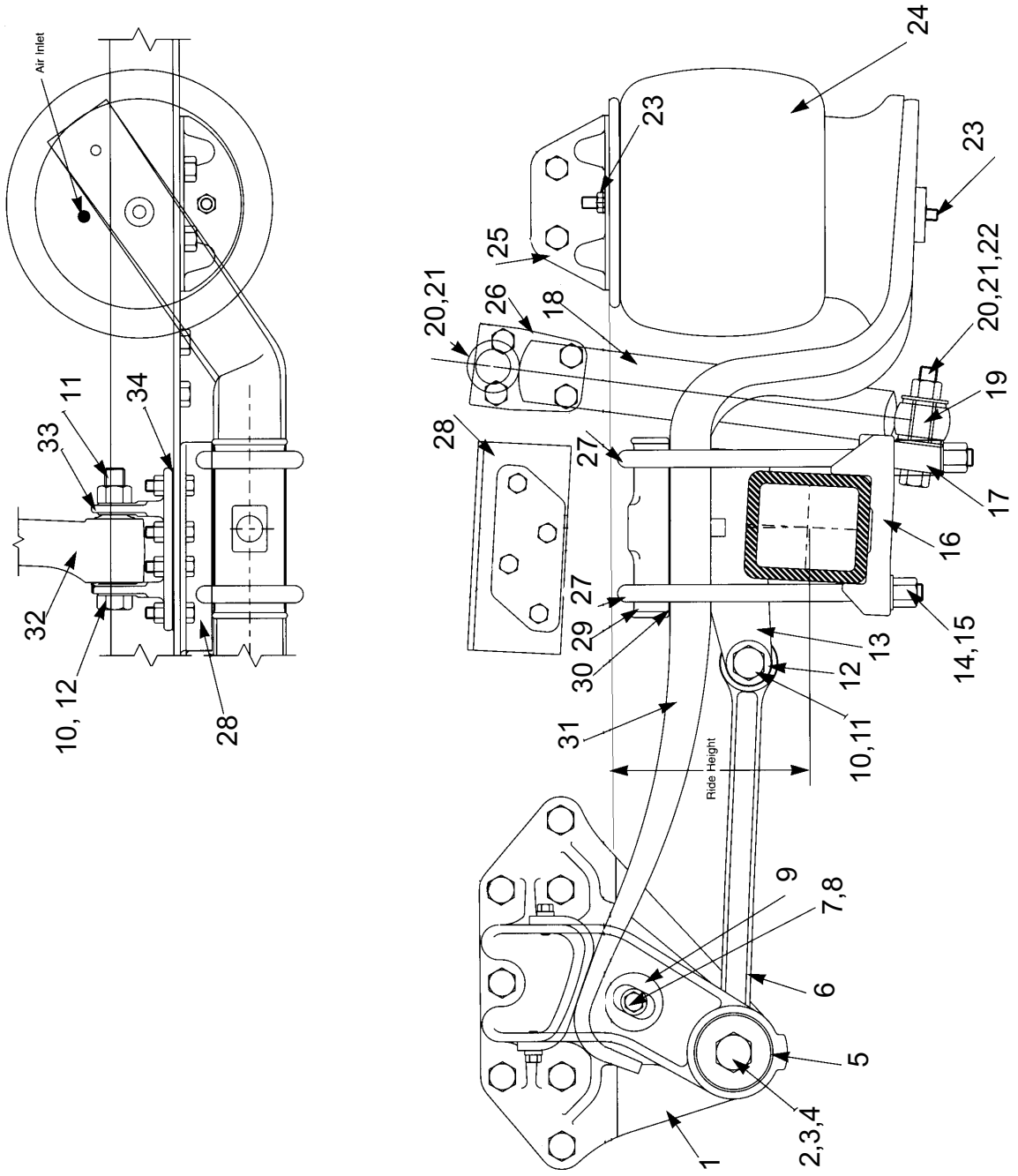
NOT SHOWN

	6240005	HEIGHT CONTROL VALVE	1
	1300	SEALCO PRESSURE PROTECTION VALVE	1
*	TK15161	HANGERWEAR PAD KIT (2 SIDES)	1

\*\*\*OPTIONAL AIRBAG USED, QUOTE FIRESTONE (IT) PART NUMBER ON THE AIRBAG.



# 240AR TRUCK AIR SUSPENSION



# 240AR TRUCK AIR SUSPENSION

ITEM	PART NO.	DESCRIPTION	REQD.
1*	2098101	FRONT HANGER LEFT HAND	2
	2098201	FRONT HANGER RIGHT HAND	2
2**	T5492	BOLT 1" x 7"	4
3**	T5495	LOCK NUT 1	4
4**	TK21640	**BUSH SERVICE KIT - INCLUDES 1 x #2, 1 x #3, 2 x #4, 2 x #5	4
5**	T1724	FLATWASHER	4
6	2012101	TORQUE ROD RIGID CURB SIDE 16.5"	2
	2013801	TORQUE ROD ADJUSTABLE ROAD SIDE 16.5"	2
7	000104	BOLT 5/8" x 4-1/2"	4
8	T2131	LOCKWASHER 5/8"	4
9	1367708	RUBBER ROLLER 2-1/2" O.D	4
10	1003301	BOLT 7/8" x 5-1/2"	8
11	1009201	LOCKNUT 7/8"	8
12	0972901	TORQUE ROD BUSH	4
13		AXLE SEAT (refer Transpecs)	4
14	T7292	FLAT WASHER 7/8"	16
15	1434501	LOCKNUT 7/8"	16
16		BOTTOM PLATE ( refer Transpecs)	4
17	2015501	LOWER SHOCK BRACKET LEFT HAND	2
	2015401	LOWER SHOCK BRACKET RIGHT HAND	2
18	2012601	SHOCK ABSORBER	4
19	2047501	SHOCK ABSORBER BUSH	4
	1288801	SLEEVE 1.87"	4
20	1434401	LOCKNUT 3/4"	16

ITEM	PART NO.	DESCRIPTION	REQD.
21	1289501	COMPRESSION WASHER 3/4"	32
22	1735401	BOLT 3/4" x 4-1/2"	8
23	1292001	NYLOC NUT 1/2"	8
24***		AIR BAGS REFER SEPARATE LIST	4
25	2012301	AIR BAG BRACKET	4
26	2018503	UPPER SHOCK BRACKET (8-1/2" Mt. height)	4
27		U-BOLTS REFER SEPARATE LIST	8
28	2137002	FRAME PLATE TRACK ROD	2
29	0867701	TOP PLATE (CAST)	4
30	1681001	SPRING LINER	4
31	1987601	SPRING BEAM RIGHT HAND	2
	1987701	SPRING BEAM LEFT HAND	2
32	20122/01	TRACK ROD	2
	103523	TRACK ROD (OPTIONAL ADJUSTABLE 22-3/4")	2
33	1827301	FRAME BRACKET	2
34	2013301	SHIM 0.060"	4

NOT SHOWN

	6240005	HEIGHT CONTROL VALVE	1
	1300	SEALCO PRESSURE PROTECTION VALVE	1
*	TK15161	HANGER WEAR PAD KIT (2 SIDES)	1

\*\*\*OPTIONAL AIRBAG USED, QUOTE FIRESTONE (IT) PART NUMBER ON THE AIRBAG.





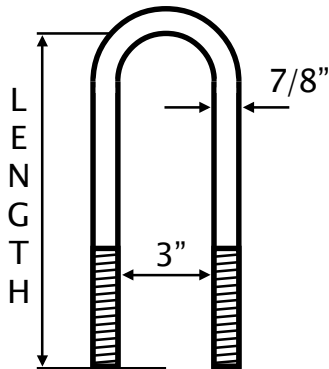
**REYCO<sup>®</sup>**

## **U-Bolts & Shock Absorbers**

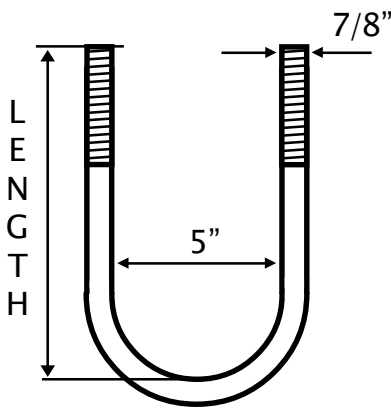


# REYCO TRAILER U-BOLTS - 7/8" DIAMETER

GRADE - 5



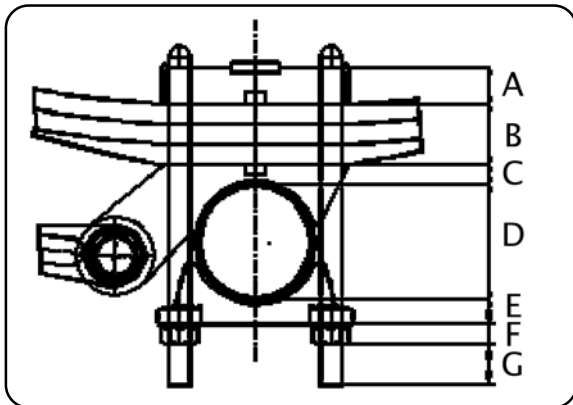
3" ROUND		
PART NO.	DESCRIPTION	THREAD LENGTH
0849201	11" (279mm) Long	3"
0849401	12" (305mm) Long	3"
0849501	13" (330mm) Long	3"
0900901	13.5" (343mm) Long	3"
0849601	14" (356mm) Long	3"



5" ROUND		
PART NO.	DESCRIPTION	THREAD LENGTH
0850701	10" (254mm) Long	2.5"
0850901	11" (279mm) Long	2.5"
0851101	12" (305mm) Long	2.5"
0851301	13" (330mm) Long	2.5"
0851501	14" (356mm) Long	2.5"
0851701	15" (381mm) Long	2.5"

**NOTES:**

1) MINIMUM THREAD LENGTH 3" LONG



TO DETERMINE U BOLT LENGTH (DIM L)  
ADD DIMENSIONS A+B+C+D+E+F

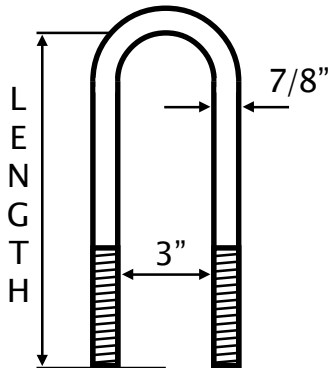
**EXAMPLE:**

DIM A	TOP PLATE (08677/01)	1.524
DIM B	SPRING (08376/01)	2.484"
DIM C	AXLE SEAT (09730/01)	0.750"
DIM D	5" ROUND AXLE DIAMETER	5.000"
DIM E	BOTTOM PLATE (09139/01)	0.767
DIM F	LOCKNUT	0.763"
DIM G	1/4" EXPOSED THREAD	0.250"
DIM L	SUM OF ABOVE	11.538"

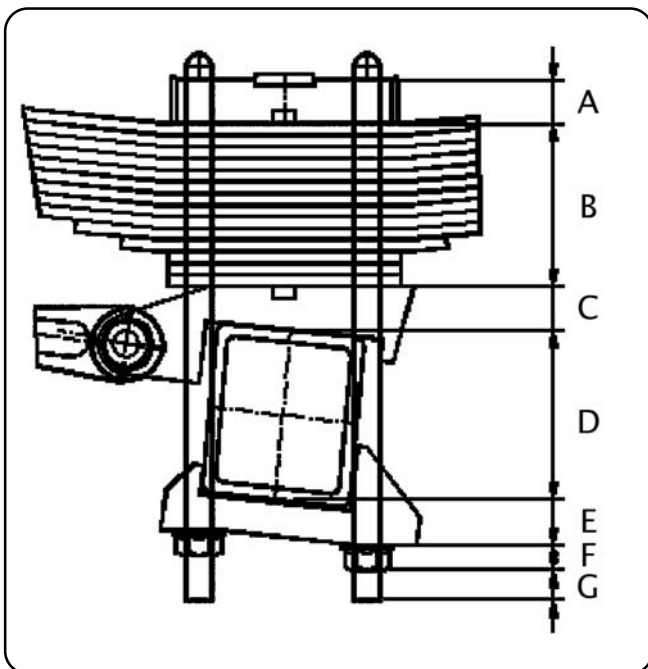
**i.e 12" U-BOLT REQUIRED**

# REYCO TRUCK U-BOLTS - 7/8" DIAMETER

GRADE - 8



3" ROUND		
PART NO.	DESCRIPTION	THREAD LENGTH
1628801	12" (205mm) Long	3"
1628901	12.5" (317.5mm) Long	3"
1624401	13" (330mm) Long	3"
1624501	13.5" (343mm) Long	3"
1563701	14" (356mm) Long	3"
1624701	14.5" (368mm) Long	3"
0849901	15" (381mm) Long	3"
1516301	15 1/2" (394mm) Long	3"
1516401	16" (406mm) Long	3"
1516501	17" (432mm) Long	3"
1283401	17 1/2" (445mm) Long	4 1/2"
1617901	18" (957mm) Long	3"
1492301	18 1/2" (470mm) Long	3"
1618001	19" (483mm) Long	3"
SPECIAL U-BOLTS FOR HINO GH & FORD N15421-24 SERIES.		
01524/13	13" (330mm) Long	3"



TO DETERMINE U BOLT LENGTH (DIM L)  
ADD DIMENSIONS A+B+C+D+E+F

EXAMPLE:

DIM A	TOP PLATE (08677/01)	1.524"
DIM B	SPRING (09475/01)	5.614"
DIM C	AXLE SEAT(17535/04)	1.377"
DIM D	DRIVE AXLE DIAMETER	5.708"
DIM E	BOTTOM PLATE (14284/01)	1.000"
DIM F	NUT & WASHER	1.375"
DIM G	1/4" EXPOSED THREAD	0.250"
DIM L	SUM OF ABOVE	16.848"

**i.e. 17" U-BOLT REQUIRED**

NOTES:

1) MINIMUM THREAD LENGTH 3" LONG

# TRUCK AND TRAILER SUSPENSION SHOCK ABSORBERS

## REYCO

PART NO.	APPLICATION	OUTSIDE DIMENSION	CLOSED LENGTH	OPEN LENGTH	REQD
1288501	87/9	2.75" (70mm)	12.12" (308mm)	17.87" (454mm)	4
1288701	102AR	2.18" (55mm)	17.75" (451mm)	29.75" (756mm)	2
1623001	87/14 TOP MOUNT	2.75" (70mm)	15.5" (394mm)	23.5" (597mm)	4
1714201	87/14 REAR MOUNT	2.18" (55mm)	16.375" (416mm)	26.375" (670mm)	4
1735801	1212/90.5	2.18" (55mm)	15.625" (397mm)	24.875" (632mm)	2
1814601	87/14 REAR MOUNT	2.75" (70mm)	16.3" (414mm)	26.3" (668mm)	2
1816401	86AR/US	2.18" (55mm)	15.4" (391mm)	25.2" (640mm)	2
1816501	86AR/14	2.18" (55mm)	17.5" (444mm)	28.9" (734mm)	2
2012601	200AR & 240AR	2.75" (70mm)	15.35" (390mm)	23.81" (605mm)	2
23523-01	23ARTU	2.18" (55mm)	13.39" (340mm)	19.29" (490mm)	2
702136-01	23ARTU	2.18" (55mm)	11.18" (284mm)	14.72" (374mm)	2
23553-01	25ARUU	2.75" (70mm)	13.39" (340mm)	17.32" (440mm)	2
24392-01	25ARTU	2.18" (55mm)	13.94" (354mm)	20.31" (516mm)	2

## RIDEWELL

PART NO.	APPLICATION	OUTSIDE DIMENSION	CLOSED LENGTH	OPEN LENGTH	REQD
1250546B000	RAR221/12 USW	2.18" (55mm)	17.25" (438mm)	28.5" (724mm)	2
1250789B000	RUA220/10	2.18" (55mm)	11.812" (300mm)	17.75" (451mm)	4
1252607B000	DYNALASTIC	2.75" (70mm)	13.75" (349mm)	21.75" (552mm)	2
1254025B000	RAD227/5761 BUS SUSPENSION	2.75" (70mm)	14.87" (378mm)	23.35" (593mm)	4
1270563B003	RUA220B/7 RAR231/18 OSW	2.18" (55mm)	13.5" (343mm)	20.25" (514mm)	2

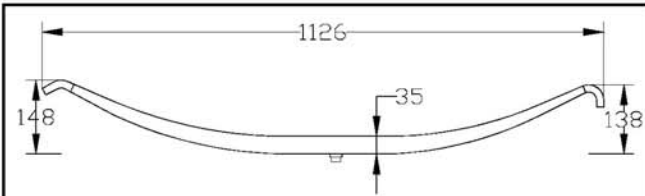


**REYCO<sup>®</sup>**

## **Truck & Trailer Mechanical Springs**

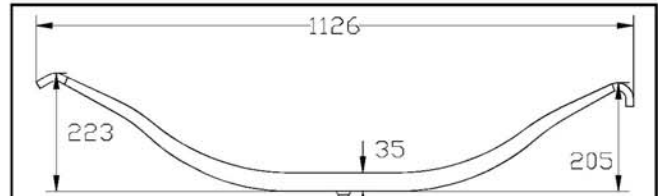
# REYCO SPRINGS

## TRAILER SPRINGS

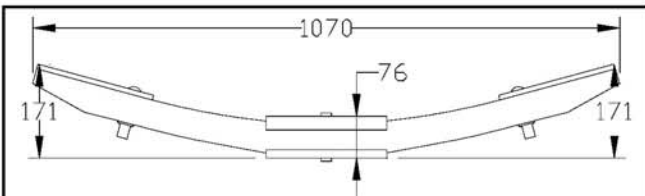


**017902**  
**MONO LEAF LOW ARCH**  
 4990kg RATING, WEIGHT 17kg


\*No longer available



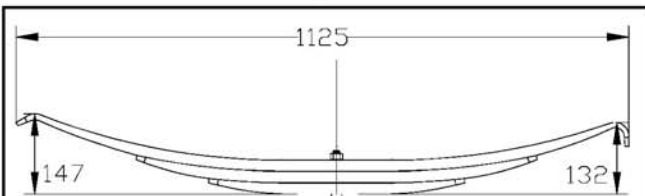
**017901**  
**MONO LEAF HIGH ARCH**  
 4990kg RATING, WEIGHT 17kg



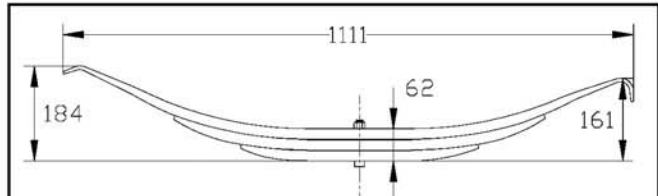
**2001601**  
**COMPOSITE LOW ARCH**  
 4990kg RATING, WEIGHT 10kg




**072400**  
**THREE LEAF HIGH ARCH**  
 6800kg RATING, WEIGHT 30kg



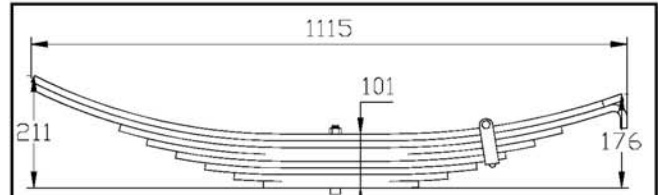
**007902**  
**THREE LEAF LOW ARCH**  
 4990kg RATING, WEIGHT 24kg



**069300**  
**THREE LEAF MED ARCH**  
 4990kg RATING, WEIGHT 24kg



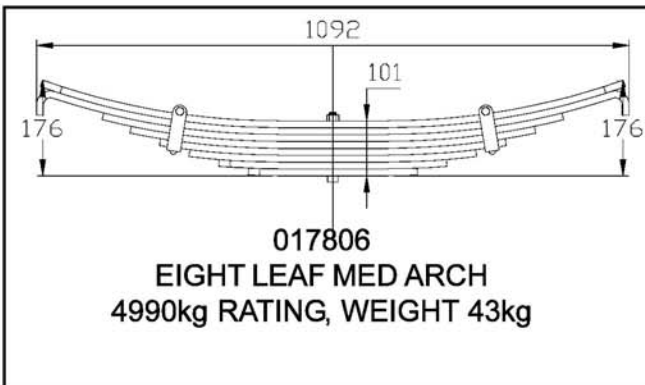
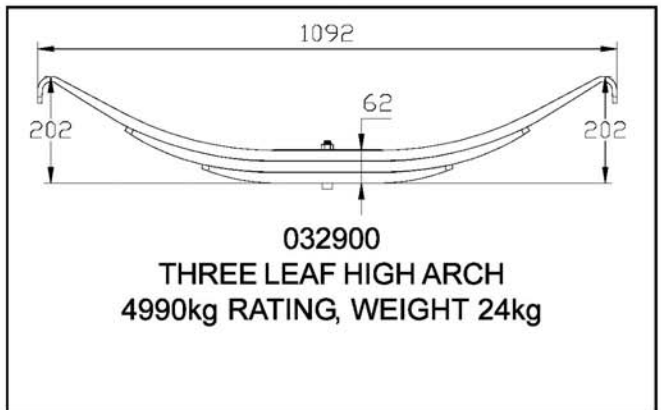
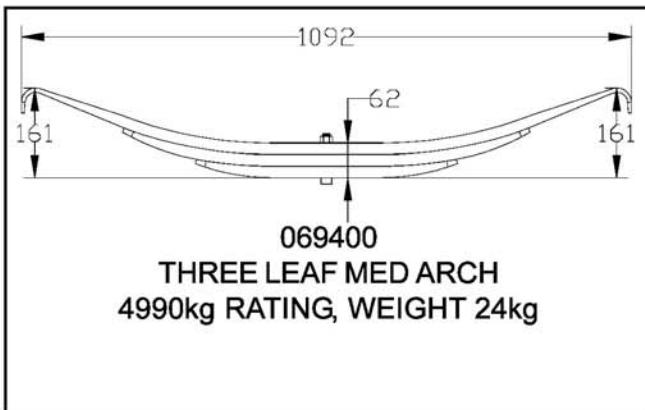
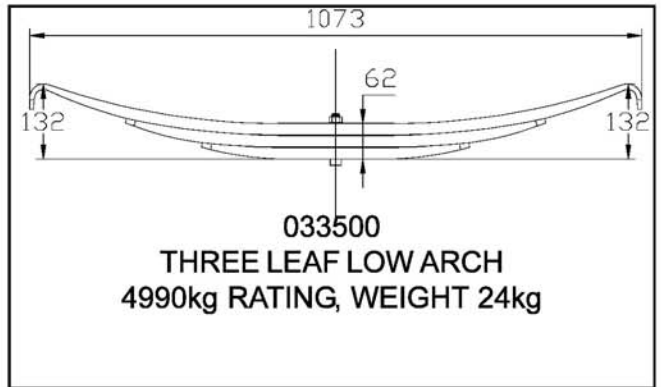
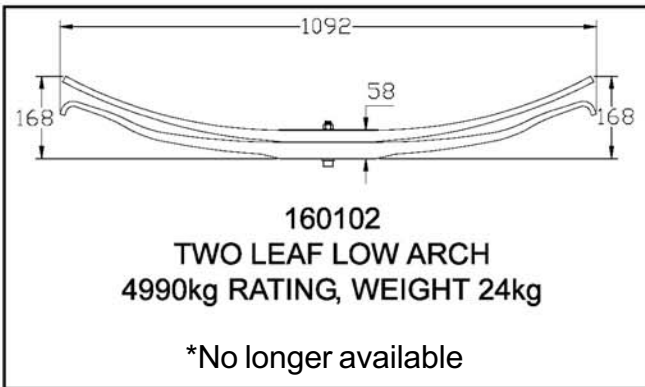
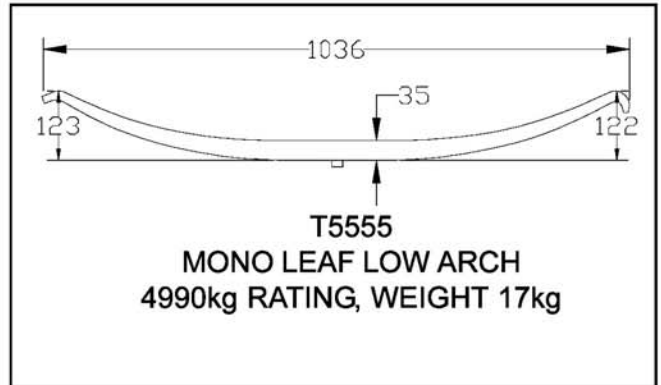
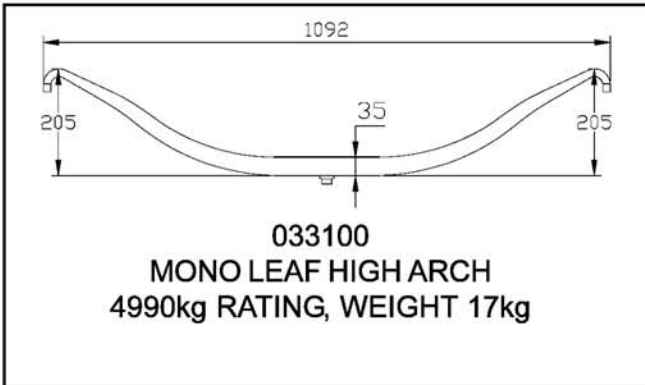
**007901**  
**THREE LEAF HIGH ARCH**  
 4990kg RATING, WEIGHT 24kg



**017803**  
**EIGHT LEAF MED ARCH**  
 4990kg RATING, WEIGHT 43kg

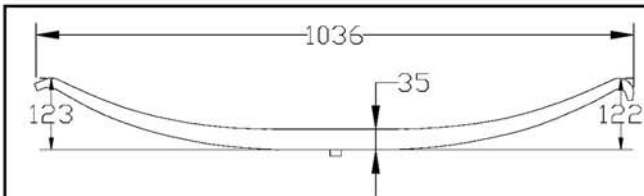
# REYCO SPRINGS

## TRAILER CENTRE SPRINGS (TRI-AXLE)

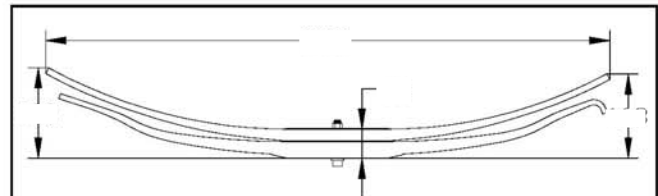


# REYCO SPRINGS

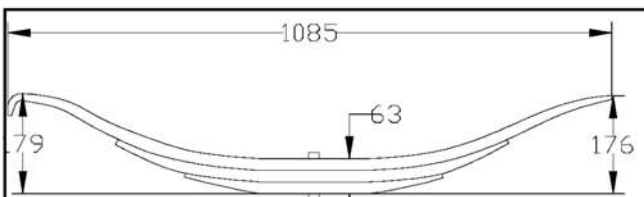
## 21B TRAILER SPRINGS



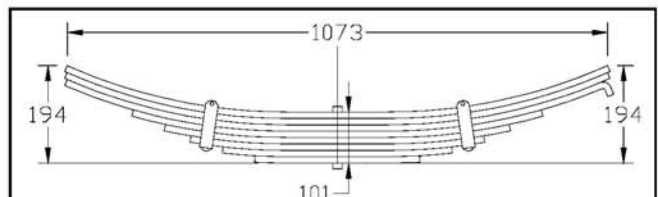
**T5555**  
**MONO LEAF LOW ARCH**  
 4990kg RATING, WEIGHT 17kg



**160002/160004**  
**TWO LEAF LOW ARCH**  
 4990kg RATING, WEIGHT 24kg  
 \*No longer available



**0837601**  
**THREE LEAF MED ARCH**  
 4545kg RATING, WEIGHT 24kg

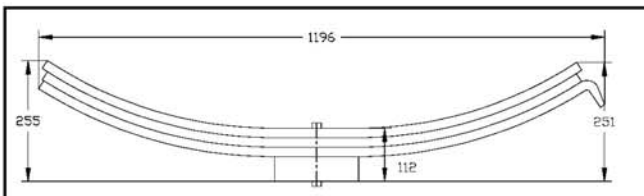


**T3564**  
**EIGHT LEAF HIGH ARCH**  
 4990kg RATING, WEIGHT 43kg

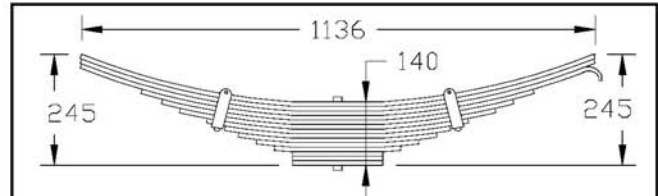
### NOTES:

- 1) 21B SUSPENSION OPTIONAL SPRING USED IN NEW ZEALAND ;  
 0079/ SERIES, 0179/ SERIES, 0693/ SERIES AND 20016/01 COMPOSITE.
- 2) SPRING LINERS; USE ONE ON TOP & BOTTOM OF MONO LEAF  
 USE ONE ON TOP ONLY THREE LEAF.

## 102W TRUCK SPRINGS



**1622706**  
**THREE LEAF HI-TECH**  
 3863kg RATING, WEIGHT 34kg



**0947501**  
**FOURTEEN LEAF MED ARCH**  
 3863kg RATING, WEIGHT 52kg



**REYCO<sup>®</sup>**

## **Truck & Trailer Air Bags Dimensions & Applications**



# AIRSPRING FOR TRUCK & TRAILER SUSPENSION

PART No	CROSS SECTION	BEAD PLATE TOP PLATE	BEAD PLATE BOTTOM PLATE	TYPE	APPLICATION
S6905C				20C	RIDEWELL RUA220B/7 RUA220B/10 1003586905C S2845C
S7400C				22C	RIDEWELL 1003587400C STABILAIR- 040080 S788C
S7473C				22-1.5C	RIDEWELL RUA220/3 lift 100357839C
S7555C				228-1C	REYCO 86AR/14 1881301 2001801
S7800C				313C	TRANSTAG 1003587800C S1505C

- BOLT 1/2"-13
- THREADED HOLE 3/8-16 BLIND NUT ON BEAD PLATES, 1/2"-13 IN PISTONS
- ⊗ AIR INLET 1/4" N.P.T.
- ⊙ COMBINATION STUD/AIR INLET - O.D. IS 3/4"-16 & I.D. IS 1/4" N.P..T

  
**Transpecs**  
 QUALITY ON THE MOVE

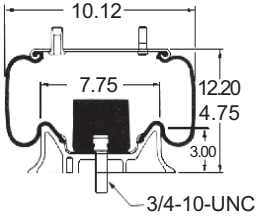
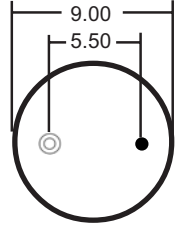
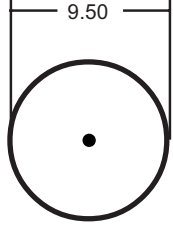
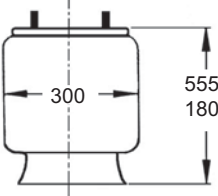
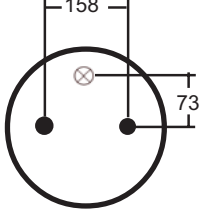
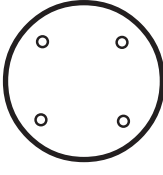
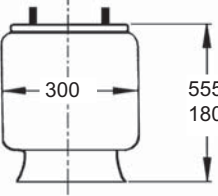
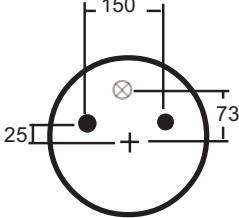
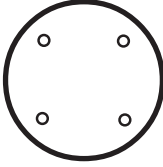
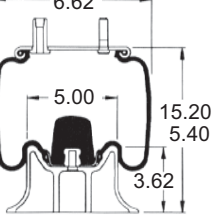
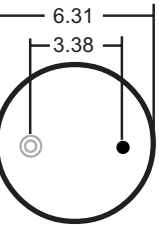
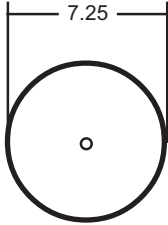
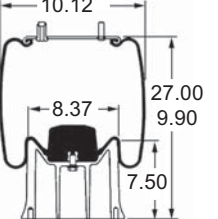
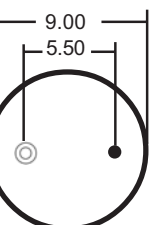
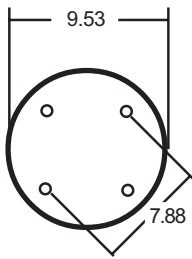
# AIRSPRING FOR TRUCK & TRAILER SUSPENSION

PART No	CROSS SECTION	BEAD PLATE TOP PLATE	BEAD PLATE BOTTOM PLATE	TYPE	APPLICATION
S7839C				333C	RIDEWELL RUA220/3 ride 1003587839C
S8014C				38C	RIDEWELL RUA220/3 lift 1003588014C

- BOLT 1/2"-13
- THREADED HOLE 3/8-16 BLIND NUT ON BEAD PLATES, 1/2"-13 IN PISTONS
- ⊗ AIR INLET 1/4" N.P.T.
- ⊙ COMBINATION STUD/AIR INLET - O.D. IS 3/4"-16 & I.D. IS 1/4" N.P..T



# AIRSPRING FOR TRUCK & TRAILER SUSPENSION

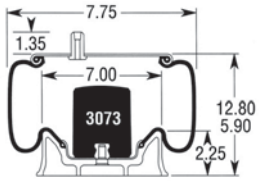
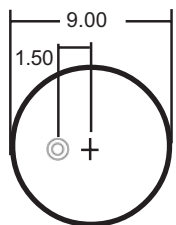
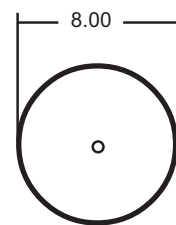
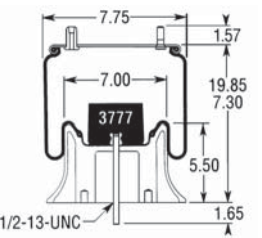
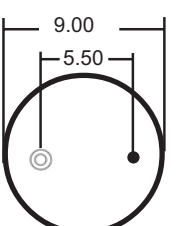
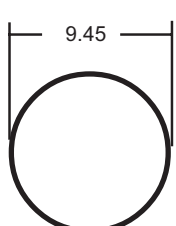
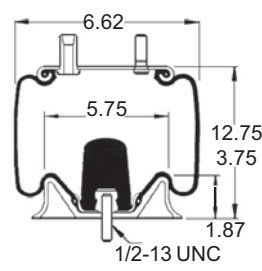
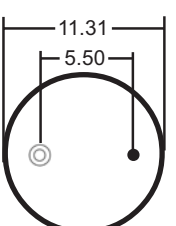
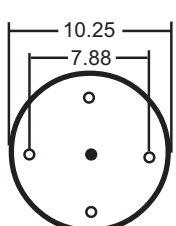
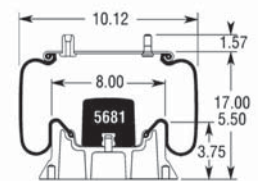
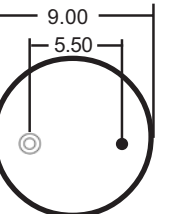
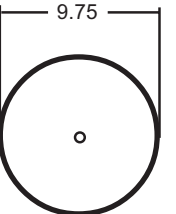
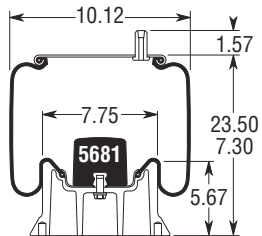
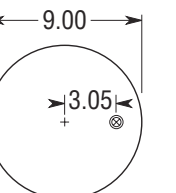
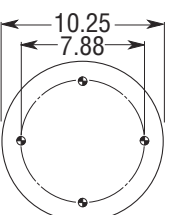
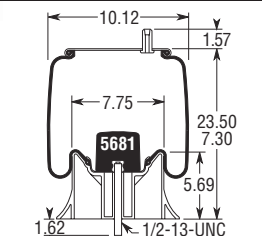
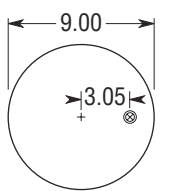
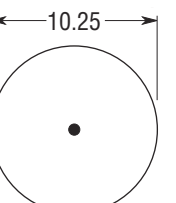
PART No	CROSS SECTION	BEAD PLATE TOP PLATE	BEAD PLATE BOTTOM PLATE	TYPE	APPLICATION
S702C				IT15M-0	1013580702C S5356C
S2618C				IT19E-5	SAF EU416 -SAF 3-229-0007-02 EM411 U SERIES M SERIES
S2618V				IT19E-5	SAF EU416 -SAF 3-229-0027-00 EM411 U SERIES M SERIES
S5323C				IT14F-2	RIDEWELL RAS227725E 1003585323C
S5757C				IT15V-11	RIDEWELL RUA220B/10 1013585757C S2883C

- BOLT 1/2"-13
- THREADED HOLE 3/8-16 BLIND NUT ON BEAD PLATES, 1/2"-13 IN PISTONS
- ⊗ AIR INLET 1/4" N.P.T.
- ⊙ COMBINATION STUD/AIR INLET - O.D. IS 3/4"-16 & I.D. IS 1/4" N.P..T

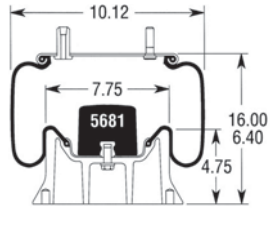
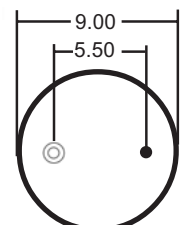
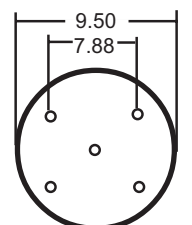
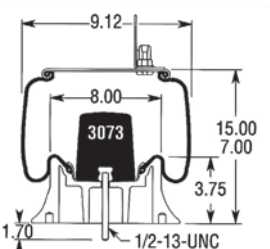
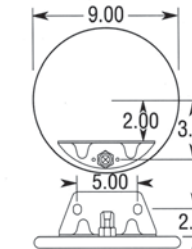
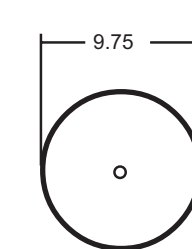
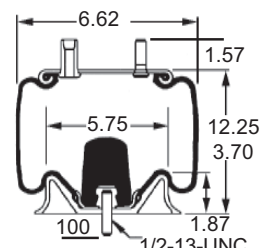
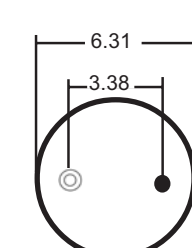
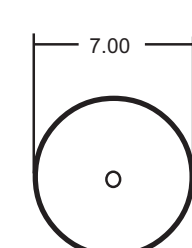
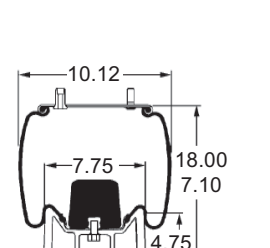
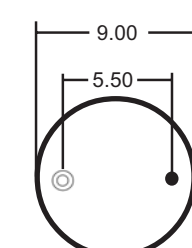
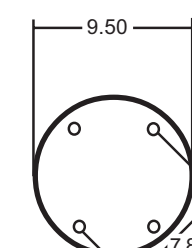
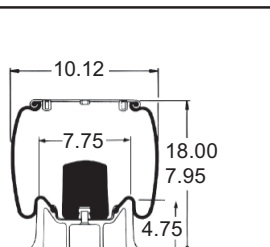
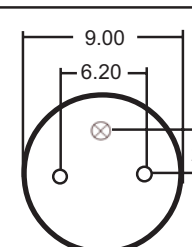
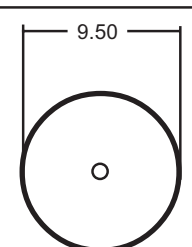
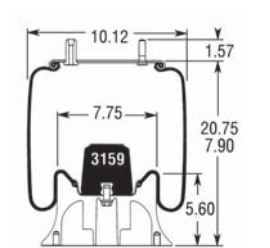
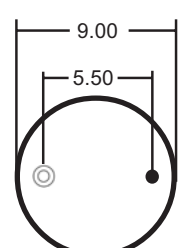
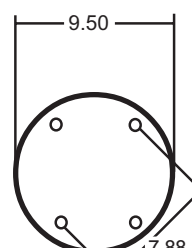


**Transpecs**  
QUALITY ON THE MOVE

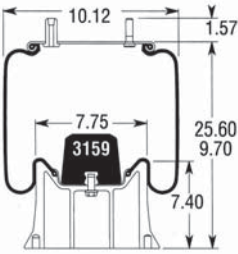
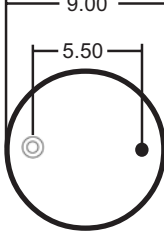
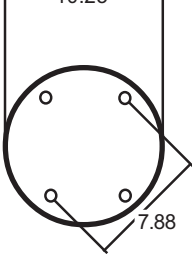
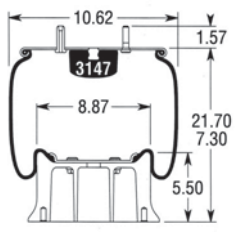
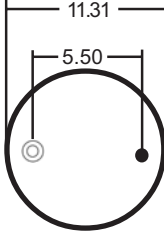
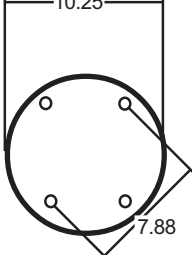
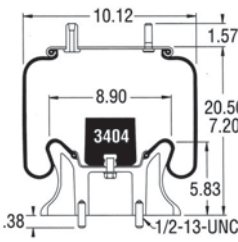
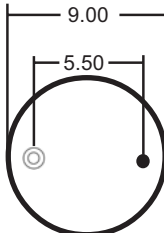
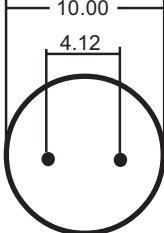
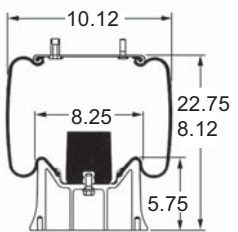
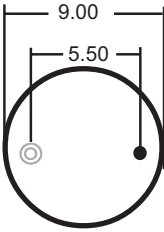
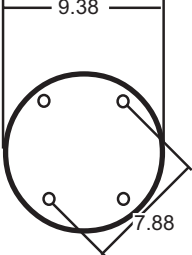
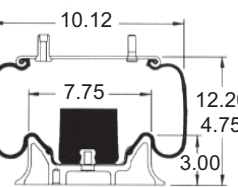
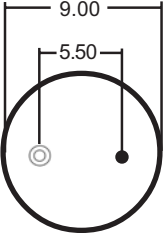
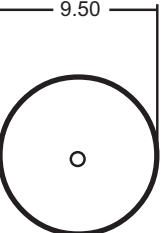
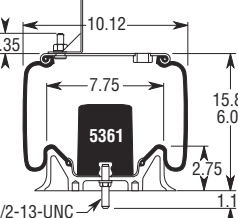
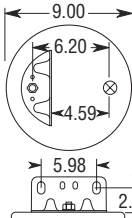
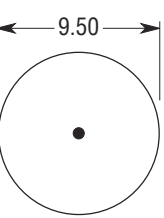
# AIRSPRING FOR TRUCK & TRAILER SUSPENSION

PART No	CROSS SECTION	BEAD PLATE TOP PLATE	BEAD PLATE BOTTOM PLATE	TYPE	APPLICATION
S5775C				IT15Y-1	REYCO 510AR 2077201
S5800C				IT15Y-5	REYCO 240AR 60/40 2204201
S8776C				IT19L-7	REYCO 240AR 55/45 2176701
S8802C				IT15M-4/2	RIDEWELL RAR247/15 100588802C S8880C
S8855C		3242 	9530/NAD-27809 	IT15M-9	Reyco 25ARUU 23521-01
S8856C				IT15M-9	Reyco 25ARUU 23521-01

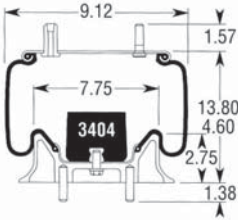
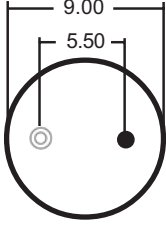
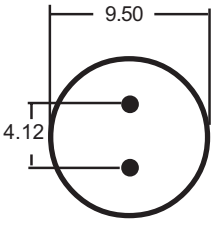
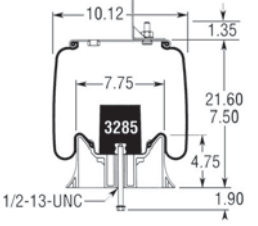
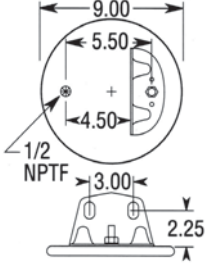
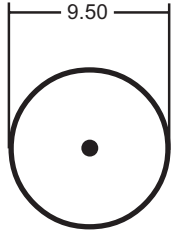
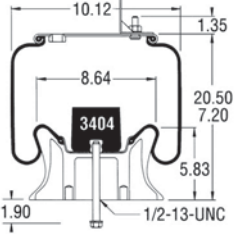
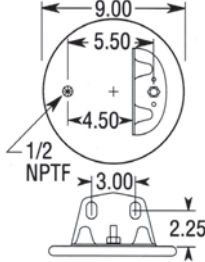
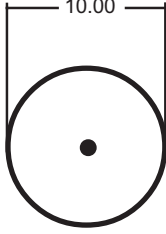
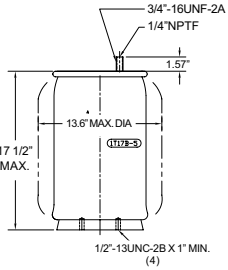
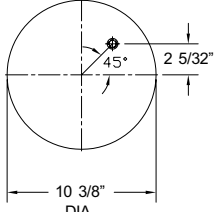
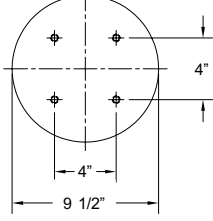
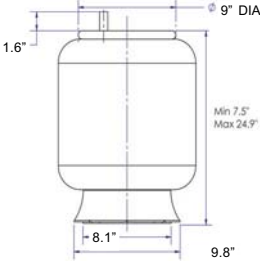
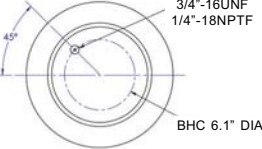
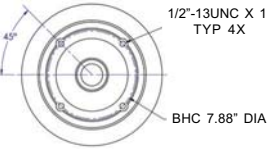
# AIRSPRING FOR TRUCK & TRAILER SUSPENSION

PART No	CROSS SECTION	BEAD PLATE TOP PLATE	BEAD PLATE BOTTOM PLATE	TYPE	APPLICATION
S8930C				IT15M-2/4	RIDEWELL RAD241R 1003588930C S8893C
S8959C				IT15MN-2	REYCO 610AR 207730
S8997C				IT15CB-1 IT15C-1	RIDEWELL RAS227 1003588997C Nissan low floor S8899C
S9010C				IT15M-4	REYCO 87/9 12928/01 RIDEWELL RAR2477/USW 1003589010C
S9072C				IT15M-4	RIDEWELL 101243 Stabilalr 1013589072C S4545C
S9082C				IT15M-6	RIDEWELL RAR221/12/USW RAR231/12/USW 1003589082C S542C  Reyco 25ARUU 6.5 early 12882-01

# AIRSPRING FOR TRUCK & TRAILER SUSPENSION

PART No	CROSS SECTION	BEAD PLATE TOP PLATE	BEAD PLATE BOTTOM PLATE	TYPE	APPLICATION
S9101C				IT15M-9	REYCO 87/14 12883/01 RIDEWELL 1003589101C
S9121C				IT19F-7	RIDEWELL RAR221/18/OSW 1003589121C S3052C  Reyco 12882-02  25ARUU 6.5 early
S9223C				IT15L-8X	REYCO 102AR 12884/01 RIDEWELL 1003589223C
S9276C				IT15V-8	RIDEWELL RUA220B/7 1013589276C S2604C
S9314C				IT15M-0	REYCO 121/9.5 1736001
S9335C				IT15M-9	Reyco 200AR

# AIRSPRING FOR TRUCK & TRAILER SUSPENSION

PART No	CROSS SECTION	BEAD PLATE TOP PLATE	BEAD PLATE BOTTOM PLATE	TYPE	APPLICATION
S9378C				IT15L-2	RIDEWELL RIA201 1003589378C
S9947C (S9939C)				IT15M-7.5	REYCO 240AR 2014201
S9965C (S9940C)				IT15M-6	REYCO 240AR (soft-ride) 2012401
2343301				IT17B-5	REYCO 23ARTU S8705C
7046702					REYCO 25ARTU 25ARUU

- BOLT 1/2"-13
- THREADED HOLE 3/8-16 BLIND NUT ON BEAD PLATES, 1/2"-13 IN PISTONS
- ⊗ AIR INLET 1/4" N.P.T.
- ⊙ COMBINATION STUD/AIR INLET - O.D. IS 3/4"-16 & I.D. IS 1/4" N.P..T



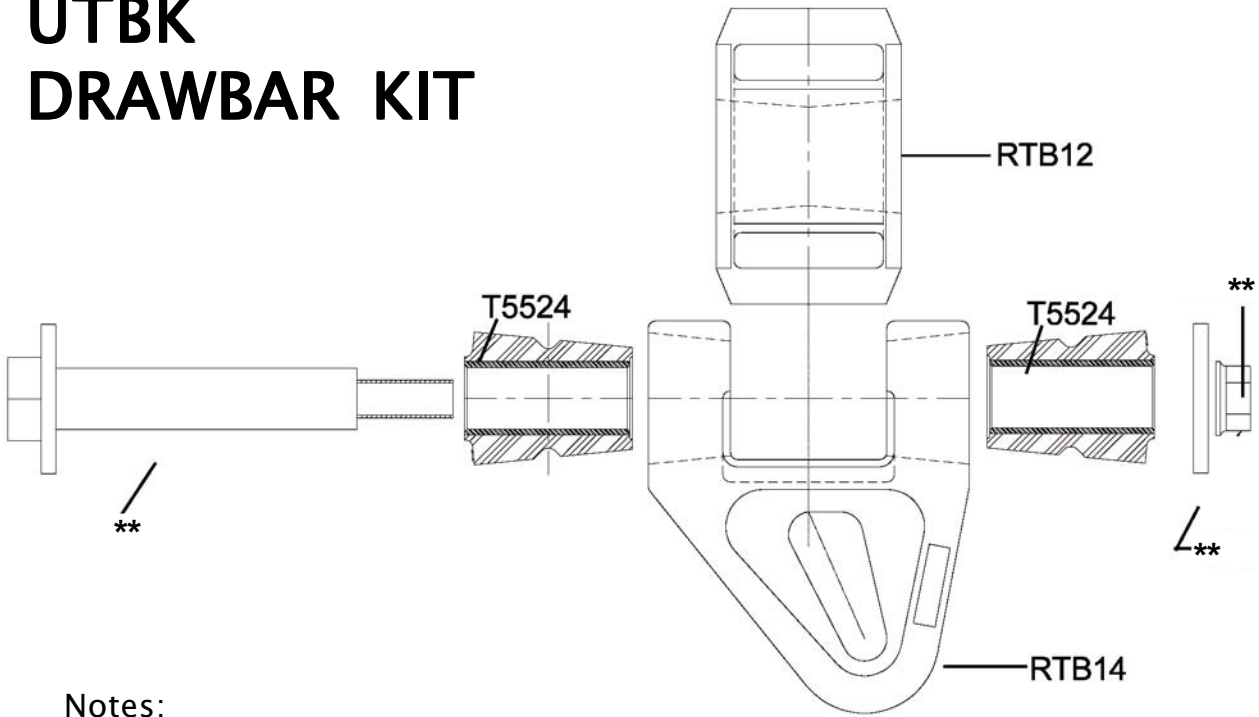


**REYCO<sup>®</sup>**

# Drawbar Kits



# UTBK DRAWBAR KIT

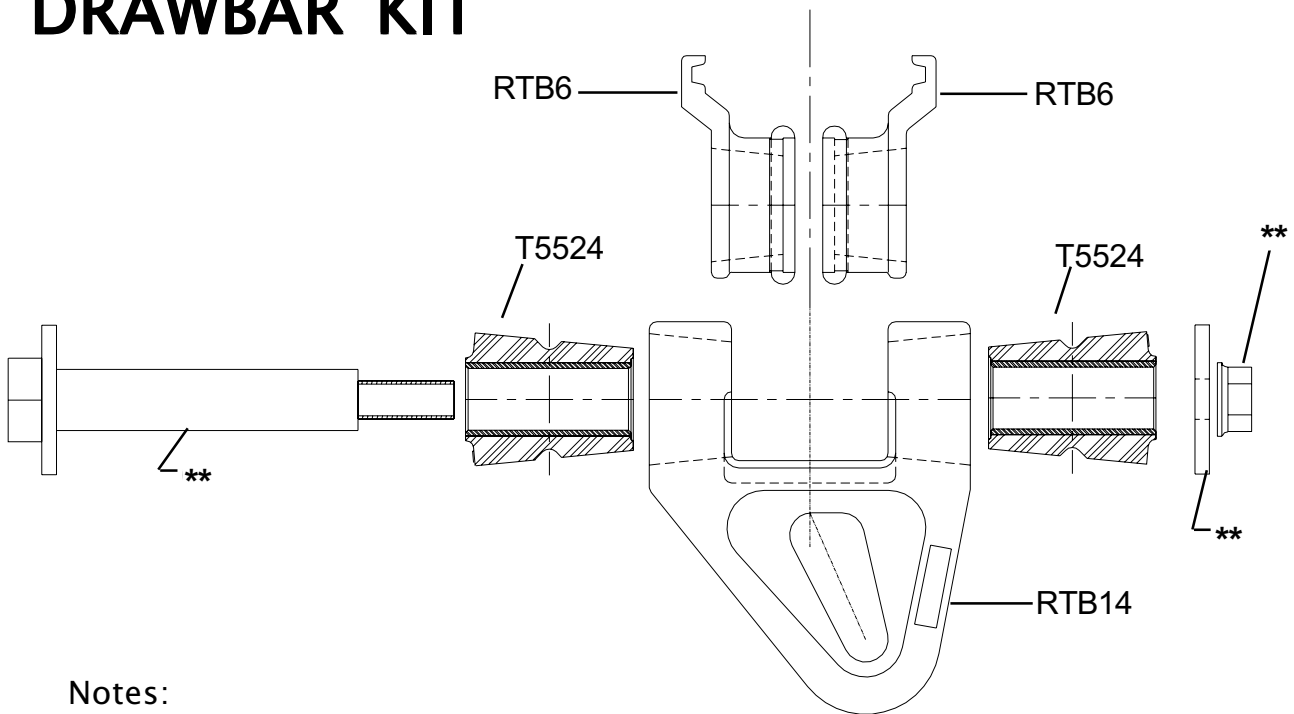


Notes:

\*\* 69315: includes 1 x pin, nut & washer.

UTBK-2: 2" hinge version available using 6931601 pins, HDB3 bushes, 1416901 nuts & 6931502 washers

# RTBK DRAWBAR KIT

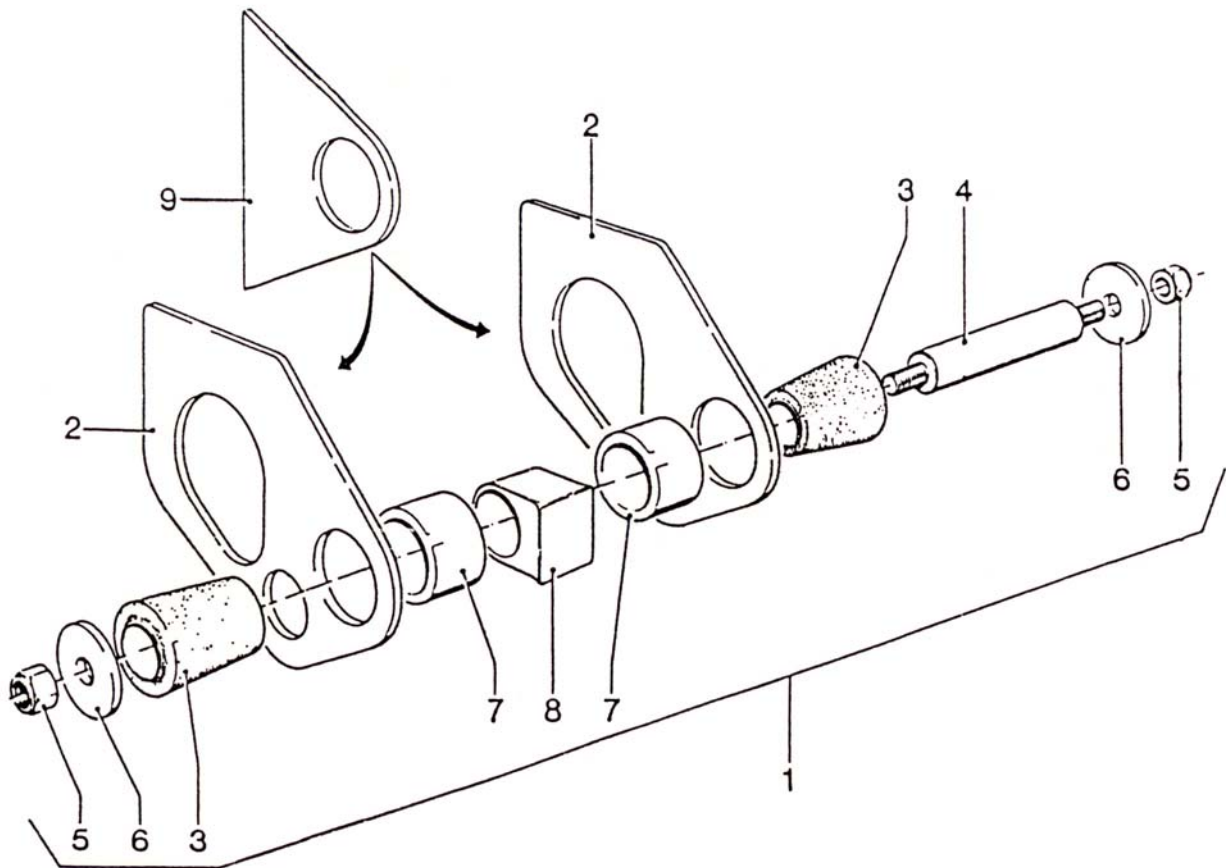


Notes:

\*\* 69315: includes 1 x pin, nut & washer.

UTBK-2: 2" hinge version available using 6931601 pins, HDB3 bushes, 1416901 nuts & 6931502 washers

# HDBK DRAWBAR KIT



REF	PART NO.	DESCRIPTION	QTY PER DRAWBAR
1	HDBK	DRAWBAR KIT COMPLETE - INCL. HDB2 PLATES	1
	UDBK	DRAWBAR KIT COMPLETE - INCL. HDB9 PLATES	1
2	HDB2	DRAWBAR SIDE PLATES PLATES - TRANSPRO	4
3	HDB3	DRAWBAR BUSH 2" ID	4
4	6931601	DRAWBAR SHAFT 2" (BOLT TYPE)	2
5	1416901	NYLOC NUT - 1" UNF	2
6	6931502	WASHER	2
7	HDB7	DRAWBAR CONE	4
8	HDB8	DRAWBAR END BOSS	2
9	HDB9	DRAWBAR SIDE PLATES PLATES - UNIVERSAL	4

# Torque Requirements

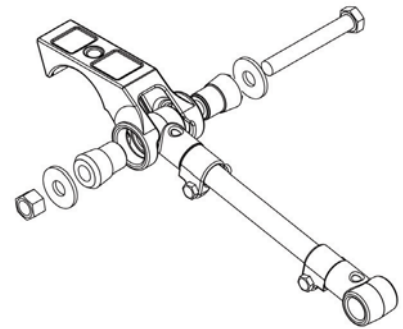


## Reyco 21B Torque Requirements (Verify with each scheduled inspection).

Tighten 3/4" or 7/8" U-bolt nuts (steel springs)	300-325 ft lbs.	(410-440 Nm).
Tighten 3/4" or 7/8" U-bolt nuts (composite springs)	250 ft lbs.	(340 Nm).
Tighten 1 1/4" equalizer shaft fastener nuts	575-625 ft lbs.	(780-850 Nm).
Tighten 2 1/2" equalizer shaft fastener nuts (F.W.WB 54"-65 1/2")	300-325 ft lbs.	(410-440 Nm).
Tighten 1 1/2" equalizer shaft fastener nuts (F.W.WB 72"-109")	200-225 ft lbs.	(270-305 Nm).
Tighten 1" torque arm bolt nuts	140-160 ft lbs.	(190-220 Nm).
Tighten 5/8" torque arm clamp nuts	125-150 ft lbs.	(170-200 Nm).
Tighten 3/4" torque arm clamp nuts	175-200 ft lbs.	(236-270 Nm).
Tighten 1/2" spring retainer nuts	60-80 ft lbs.	(80-110 Nm).

## Two-piece torque arm bushing assembly procedure

Place Compression Washer and Rubber Bushing on head of Torque Arm bolt, and insert through openings in Hanger and through Torque Arm end opening. Lubricants ARE NOT recommended, but if absolutely necessary, use soap and water, or just plain water. Place second Bushing, and second Compression Washer on other end of Torque Arm Bolt. Start Nut on Bolt by hand.

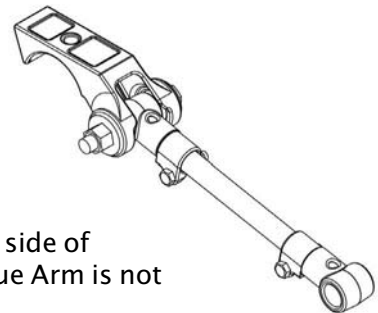


### Do not use any Petroleum-Based Lubricants.

Tighten nut, partially, until all air gaps are removed between the two Compression Washers. Roughly center and hold the Torque Arm in the middle of the Hanger gap.

### Do not keep tightening the nut, once the assembly is completed.

A subsequent check of the torque on the nut will be lower than 140 ft. lbs. (190 Nm). because of rubber settling. Make sure the assembly is snug and that there are no air gaps between washer, hangers and rubber bushings. Slowly bring up the torque on the Locknut to 140- 160 ft. lbs. (190-220 Nm) There should be an even buildup of rubber beads on each side of the Torque arm, and on each side of the Compression Washers. If the rubber is not built up, or if the Torque Arm is not centered, it is recommended to redo the above steps.




## Reyco 86/88 Torque Requirements (Verify with each scheduled inspection).

Tighten 7.8" U-bolt nut	300-325 ft lbs.	(410-440 Nm)
Tighten 1"-14 equalizer thru bolt	500-525 ft lbs.	(680-715 Nm)
Tighten 7.8" torque arm bolt nuts	400-425 ft lbs.	(545-580 Nm)
Tighten 5.8" torque arm clamp nuts	125-150 ft lbs.	(170-205 Nm)
Tighten 5.8"-18 spring retainer nuts (Spring Retainers should freely roll in hangers and equalizers.)	25-30 ft lbs.	(35-41 Nm)

**Refer service manual for full maintenance details.**

# Torque Requirements



## 102W Torque Requirements

(Verify with each scheduled inspection).

7/8" U-bolts & nuts	400-425 ft lbs.	(545-580Nm)
Equaliser shaft nut	975-1000 ft lbs..	(1322-1360 Nm)
Hanger end - Torque arm bolt assy	160-200 ft lbs..	(220-275 Nm)
Air spring connection 1/2"	350-400 ft lbs. ft lbs.	(475-545 Nm)
Bushing clamp bolt	175-200 ft lbs.	(240-275 Nm)

Hanger mounting bolts should be tight and have consistent torque.  
Check OEM specification for value.

## Reyco 102AR (and \*200AR/\*240AR) Torque Requirements

(Verify with each scheduled inspection).

* Tighten 7/8" u-bolt nuts	400-425 ft lbs.	(545-580 Nm).
Tighten 3/4" lower cross support nut	400-425 ft lbs.	(545-580 Nm).
* Tighten 3/4" shock absorber end nut	150-175 ft lbs.	(205-240 Nm).
* Tighten 1" torque arm end nut, hanger end	500-525 ft lbs.	(680-715 Nm).
* Tighten 7/8" torque arm end nut, seat end	400-425 ft lbs.	(545-580 Nm).
* Tighten 5/8" torque arm / track rod clamp nut	125-150 ft lbs.	(170-205 Nm).
Tighten 3/4" top air spring mount fasteners	40-45 ft lbs.	(55-60 Nm).
* Tighten 1/2" top & bottom air spring mount fasteners	25-30 ft lbs.	(35-41 Nm).
Tighten 1/2" beam retainer bolt	70-80 ft lbs.	(95-110 Nm).
* Tighten 7/8" track rod end nut	400-425 ft lbs.	(545-580 Nm).
Tighten 1/2" track rod bracket nut	110-120 ft lbs.	(150-165 Nm).
* Tighten 1/4" air valve and linkage nut	5 ft lbs.	(7 Nm).

## Reyco 200AR/240AR Hanger End Torque Arm Assembly

(Verify with each scheduled inspection).

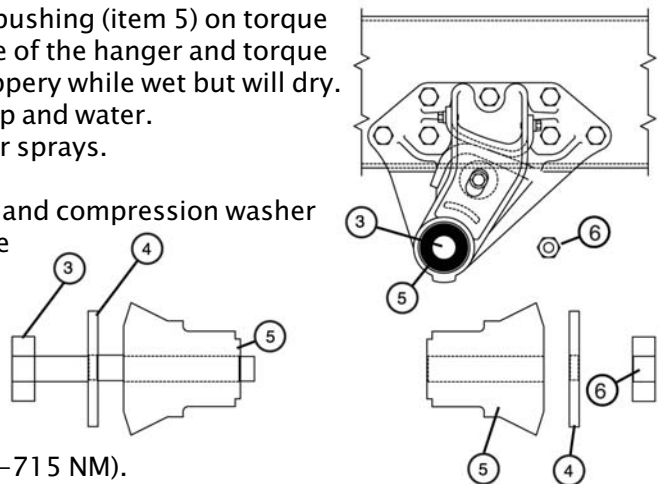
Place compression washer (item 4) and rubber bushing (item 5) on torque arm bolt (item 3) and insert through the outside of the hanger and torque arm end. Use a lubricant that makes rubber slippery while wet but will dry. Example: P80 rubber lubricant and water or soap and water. DO NOT USE any petroleum-based lubricants or sprays.

Lubricate and place the second rubber bushing and compression washer on the bolt from the opposite side of the torque arm. Use rubber lubricant.

Both ends of torque arm should be loosely assembled before tightening lock nuts. It is recommended to have suspension at ride height when tightening is done.

Tighten the nut (item 6) to 500-525 ft. lb. (680-715 NM).


There should be an even build-up of rubber on each side of the torque arm between the torque arm and the hanger. Also, a small 1/16" & 1/8" of build-up rubber between the compression washers and the hanger. There should be between 1/16" to 1/8" bead of rubber between the compression washer and casting.



**NOTE:** Do not tighten the adjustable torque arm clamping fasteners until after final alignment.

**Refer service manual for full maintenance details.**

# Torque Requirements

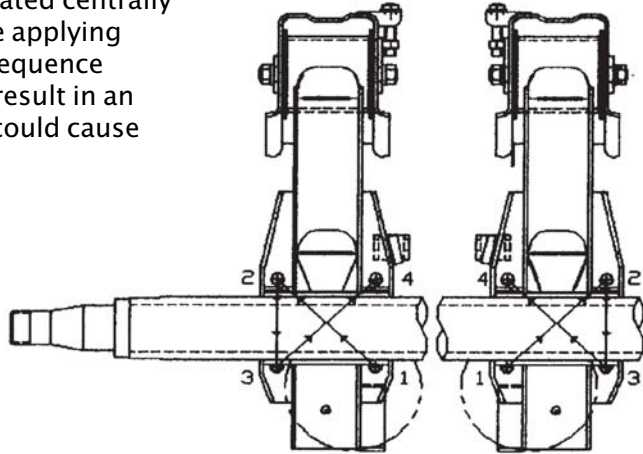


## Reyco 23AR/25AR U-bolt Torque Requirements

U-bolt installation and torquing should be done only after completion of axle weld. Be sure to provide sufficient cooling time before applying torque wrench. Do not apply any lubricants to the u-bolts. Be sure that the u-bolt spacer is located centrally under the u-bolt. Snug u-bolts evenly before applying torque. Torque u-bolts by following 3 step sequence shown. Deviation from this sequence could result in an improperly installed clamp assembly which could cause damage to the axle connection.

### Torquing Sequence

- FIRST .....205 NM (150 ft lbs) 1\*2\*3\*4
- SECOND .....410 NM (300 ft lbs) 4\*3\*2\*1
- THIRD.....650 NM (480 ft lbs) 4\*3\*2\*1



## Ridewell Monopivot 240 Bolt Torque Specifications

Eccentric pivot bolt	1,000 ft lbs.	(1350 Nm)
Shock bolt	160 ft lbs.	(220 Nm)
Air spring connection 3/4"	50 ft lbs.	(70 Nm)
Air spring connection 1/2"	25 ft lbs.	(35 Nm)
Bushing clamp bolt	190 ft lbs.	(260 Nm)



After suspension has been in operation for approximately 6,000 miles (10,000 kms) all fasteners must be re-tightened to specific torque. Repeat every 50,000 miles (80,000kms).  
**DO NOT OVER-TORQUE!**

*Refer service manual for full maintenance details.*



---

Transport Specialties Limited  
P O Box 98-971, S.A.M.C., Cnr Kerrs Rd, Wiri, Auckland  
Phone: (09) 980-7300, Fax: (09) 980-7306, Parts Fax: (09) 980-7341  
Email: [mailroom@transpecs.co.nz](mailto:mailroom@transpecs.co.nz), Website: [www.transpecs.co.nz](http://www.transpecs.co.nz)