

Directions for those Carrying the Book of the Elect

Welcome to the Rite of Election!

1. Please arrive at the Cathedral at least 20 minutes early with your Book of the Elect. There will be a seat reserved for you in your parish's section. Before the liturgy, find your seat so you know where it is.
2. Five minutes before the liturgy, take the Book of the Elect and go to your assigned aisle (see your catechumenate director if you are unsure where to go).
3. In the gathering procession, you will process down your assigned aisle following the banner carrier. Walk slowly and hold the Book (closed) high above your head. Follow your banner carrier until you come to the aisle where your seat is located. Go directly to your seat and remain standing.
4. After the homily your parish will be called forward. Stand and open your Book to the pages where your catechumens have signed. You will lead your parish procession. Follow the directions of the ushers.
5. When you come to the Bishop, stand next to those who are calling out your catechumens' names and face the assembly; your Book should be opened and raised high. After they have finished calling out the names, lower your Book but keep it open.
6. After the Bishop and your group have bowed, **go to your assigned place on the bottom step of the altar and face the assembly. Keep your Book opened but lowered.**
7. After all the parishes have processed, the cantor will call each of the parishes. **When you hear your parish's name turn and go to the top step of the altar and face the assembly; raise the Book for a moment then lower it.**
8. The Bishop will declare all catechumens to be Elect. **After he says this, raise your Book high, opened, and stay there until the singing ends.** When the singing is done, lower your Book, close it, and return to your seat.

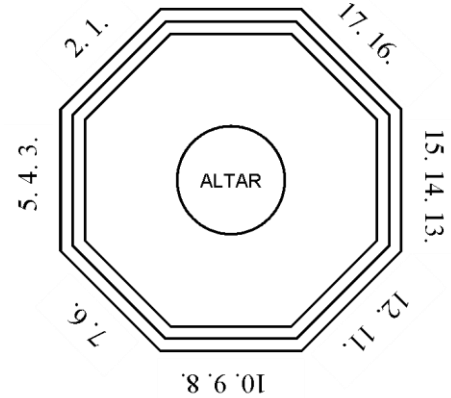
Thanks be to God! ¡Demos gracias a Dios!

RITE OF ELECTION • 2015 • RITO DE ELECCIÓN
 DIOCESE OF SAN JOSÉ • DIÓCESIS DE SAN JOSÉ

Assigned Places for those Carrying the Book of the Elect

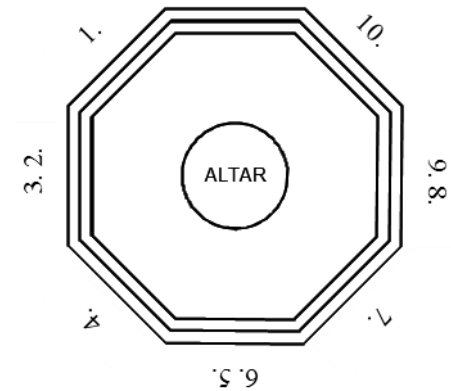
Sunday, February 22, 2015, 3:30p

- | | |
|---------------------------------|-----------------------------------|
| 1. Sacred Heart, Saratoga | 10. Most Holy Trinity |
| 2. Saint Martin of Tours | 11. Queen of Apostles |
| 3. Saint Julie Billiart | 12. Our Lady of LaVang |
| 4. Saint Justin | 13. Holy Korean Martyrs |
| 5. Holy Family | 14. Saint Thomas Aquinas |
| 6. Our Lady of Refuge | 15. Saint Thomas of
Canterbury |
| 7. Saint Joseph of
Cupertino | 16. Saint Lucy |
| 8. Transfiguration | 17. Saint Christopher |
| 9. Saint John the Baptist | |



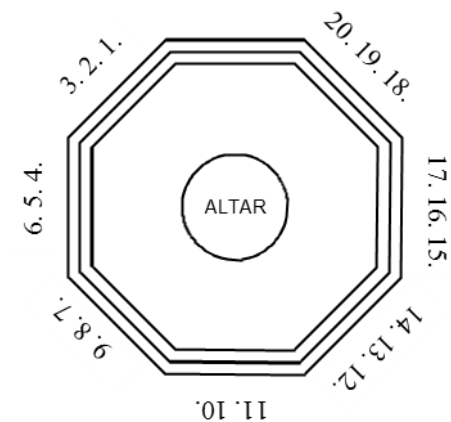
Monday, February 23, 2015, 7:30p

- | | |
|-------------------------------------|--------------------------|
| 1. Saint Catherine of
Alexandria | 6. Our Lady of Guadalupe |
| 2. Saint Elizabeth | 7. Five Wounds |
| 3. Saint Martin, Sunnyvale | 8. Saint Leo the Great |
| 4. Cathedral Basilica | 9. Our Lady of Peace |
| 5. Santa Clara University | 10. Saint Mary, Gilroy |



Tuesday, February 24, 2015, 7:30p

- | | |
|-----------------------------|----------------------------------|
| 1. Saint Nicholas | 12. Sacred Heart of Jesus |
| 2. Our Lady of LaVang | 13. Our Lady Star of the Sea |
| 3. Saint Clare | 14. Saint Lawrence the
Martyr |
| 4. Holy Cross | 15. Saint Francis of Assisi |
| 5. Saint Victor | 16. Saint Athanasius |
| 6. Saint Simon | 17. Christ the King |
| 7. Santa Teresa | 18. Saint Frances Cabrini |
| 8. Chinese Catholic Mission | 19. Holy Spirit |
| 9. Saint Joseph, Mtn. View | 20. Saint Mary Immaculate |
| 10. Saint Cyprian | |
| 11. Saint Maria Goretti | |



Thanks be to God! ;Demos gracias a Dios!

Instrucciones para aquellos que presentaran el Libro de los Electos

¡Bienvenidos al Rito de Elección!

1. Por favor llegue a la Catedral por lo menos 20 minutos temprano. Lleve también el Libro de los Electos. Habrá un asiento reservado para usted en la sección reservada para su parroquia. Antes que la liturgia empiece, encuentre su lugar para que esté preparado.
2. Cinco minutos antes de la liturgia tome el Libro de los Electos y proceda a su pasillo designado (pregunte al director del catecumenado si no esta seguro a donde ir.)
3. En la procesión usted procederá por el pasillo asignado siguiendo a la persona con la bandera. Camine despacio con el libro en alto. Continúe hasta que llegue a su asiento. Al llegar a su asiento continúa de pie.
4. Después de la homilía su parroquia será llamada al frente. Póngase de pie y abra el libro en la página en que los catecúmenos firmaron su nombre. Usted guiara a su parroquia hacia el frente. Siguiendo las instrucciones del ministro de hospitalidad.
5. Cuando llegue al Obispo, párese enseguida de la persona que está diciendo los nombres de sus catecúmenos. El libro debe de estar abierto y en alto.
6. Cuando ya terminen de decir los nombres, baje el libro pero manténgalo abierto. **Ahora siga a su lugar asignado al pie de los escalones mirando hacia la asamblea. Deje el libro abierto pero más bajo.**
7. Después que todas las parroquias han hecho su procesión el cantor llamara a cada parroquia. **Cuando escuche el nombre de su parroquia, de la media vuelta, suba hasta el ultimo escalón, y de nuevo póngase de frente a la asamblea. Suba en alto el libro por un momento y después bájelo a la mitad de su cuerpo.**
8. El Obispo en este momento declarará a todos los catecúmenos como Electos. **Después de que son declarados Electos, levante el libro en alto y téngalo así hasta que la canción termine.** Al terminar la canción, baje el libro, ciérrelo, y regrese a su asiento.

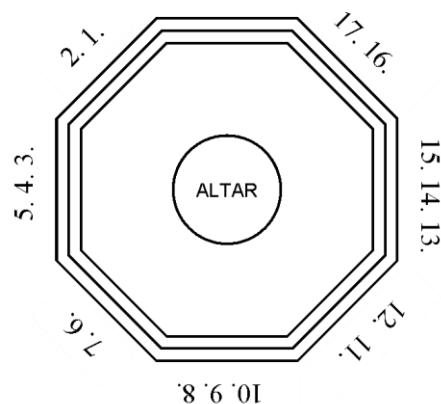
Thanks be to God! ¡Demos gracias a Dios!

RITE OF ELECTION • 2015 • RITO DE ELECCIÓN
 DIOCESE OF SAN JOSÉ • DIÓCESIS DE SAN JOSÉ

Lugares reservados para los que llevan el Libro de Los Elegidos

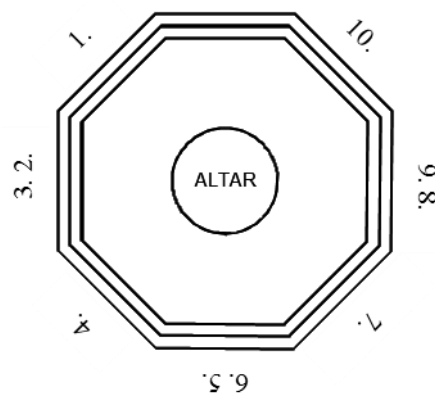
Domingo, 22 de Febrero, 2015, 3:30p

- | | |
|---------------------------------|-----------------------------------|
| 1. Sacred Heart, Saratoga | 10. Most Holy Trinity |
| 2. Saint Martin of Tours | 11. Queen of Apostles |
| 3. Saint Julie Billiart | 12. Our Lady of LaVang |
| 4. Saint Justin | 13. Holy Korean Martyrs |
| 5. Holy Family | 14. Saint Thomas Aquinas |
| 6. Our Lady of Refuge | 15. Saint Thomas of
Canterbury |
| 7. Saint Joseph of
Cupertino | 16. Saint Lucy |
| 8. Transfiguration | 17. Saint Christopher |
| 9. Saint John the Baptist | |



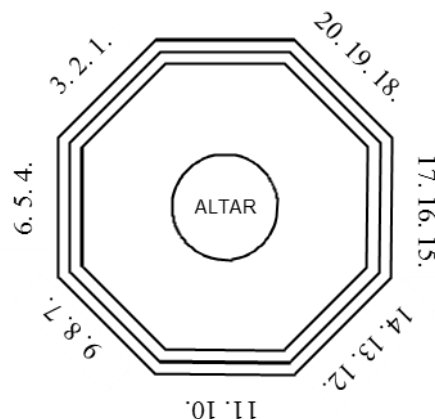
Lunes, 23 de Febrero, 2015, 7:30p

- | | |
|-------------------------------------|--------------------------|
| 1. Saint Catherine of
Alexandria | 6. Our Lady of Guadalupe |
| 2. Saint Elizabeth | 7. Five Wounds |
| 3. Saint Martin, Sunnyvale | 8. Saint Leo the Great |
| 4. Cathedral Basilica | 9. Our Lady of Peace |
| 5. Santa Clara University | 10. Saint Mary, Gilroy |



Martes, 24 de Febrero, 2015, 7:30p

- | | |
|-----------------------------|----------------------------------|
| 1. Saint Nicholas | 13. Our Lady Star of the
Sea |
| 2. Our Lady of LaVang | 14. Saint Lawrence the
Martyr |
| 3. Saint Clare | 15. Saint Francis of Assisi |
| 4. Holy Cross | 16. Saint Athanasius |
| 5. Saint Victor | 17. Christ the King |
| 6. Saint Simon | 18. Saint Frances Cabrini |
| 7. Santa Teresa | 19. Holy Spirit |
| 8. Chinese Catholic Mission | 20. Saint Mary Immaculate |
| 9. Saint Joseph, Mtn. View | |
| 10. Saint Cyprian | |
| 11. Saint Maria Goretti | |
| 12. Sacred Heart of Jesus | |



Thanks be to God! ;Demos gracias a Dios!

Directions for Godparents

Welcome to the Rite of Election!

1. Before the Rite of Election, take some time to pray with your catechumen. This is a big day for them and for the whole Church, and they will need your support before, during, and after the Rite.
2. This may be the first time for you or your catechumen to be in the Cathedral. Come early (20 to 30 minutes before) so that you can take time to explore the church and to prepare yourselves for the liturgy.
3. Please sit beside your catechumen in your parish's reserved section. If your catechumen is a child, please sit in the front rows of your section.
4. Whenever you are standing with your catechumen, please place your hand on his or her shoulder. This is a traditional gesture for godparents and sponsors, and it will let your catechumen know that you will always be present to help.
5. The Bishop will ask you if your catechumen is ready to be initiated into the Church. Please respond loudly and clearly. "Sí" means "yes" in Spanish.

Bishop: Godparents, los padrinos: Have they faithfully listened to God's word proclaimed by the Church?

Godparents: Sí, they have listened.

Bishop: Have they responded to that word and begun to walk in God's presence?

Godparents: Sí, they have responded.

Bishop: Have they shared the company of their Christian brothers and sisters and joined with them in prayer?

Godparents: Sí, they have shared.

6. When it is time for your parish to come forward to stand before the Bishop, keep your hand on your catechumen's shoulder. **After the Bishop bows to your group, you and your catechumen bow to him in return.**

Thanks be to God! ¡Demos gracias a Dios!

Instrucciones para los Padrinos

¡Bienvenidos al Rito de Elección!

1. Antes de la ceremonia del Rito de elección tome un tiempo para orar con su catecúmeno. Este es un gran día para ellos y para toda la Iglesia. Ellos van a necesitar su apoyo antes, durante y después del Rito.
2. Tal vez esta sea su primera visita a la Catedral. Le sugerimos que llegue temprano (20 a 30 minutos antes) para que tenga tiempo para explorar el templo y para que se preparen antes de la liturgia.
3. Por favor tome asiento al lado de su catecúmeno en la sección reservada para su parroquia. Si su catecúmeno es un niño, por favor tomen asiento enfrente de la sección reservada para su parroquia.
4. Cada vez que esté de pie al lado de su catecúmeno, por favor ponga siempre su mano en el hombro de su catecúmeno. Este es un signo tradicional de padrinos para dejarle saber a los catecúmenos que usted siempre estará presente para ayudarles.
5. El Obispo le preguntará que si su catecúmeno esta listo/a para ser iniciado dentro de la Iglesia. Por favor responda fuerte y claro.

Obispo: Godparents, los padrinos: Have they faithfully listened to God's word proclaimed by the Church?

Padrinos: Sí, they have listened.

Obispo: Have they responded to that word and begun to walk in God's presence?

Padrinos: Sí, they have responded.

Obispo: Have they shared the company of their Christian brothers and sisters and joined with them in prayer?

Padrinos: Sí, they have shared.

6. Cuando se llegue el momento de acercarse al frente y estar enseguida del Obispo, deje su mano en el hombro de su catecúmeno. Después que el Obispo hace una reverencia a su grupo, usted y su catecúmeno hace una reverencia de regreso hacia el Obispo.

Thanks be to God! ¡Demos gracias a Dios!

RITE OF ELECTION • 2015 • RITO DE ELECCIÓN
DIOCESE OF SAN JOSÉ • DIÓCESIS DE SAN JOSÉ

Directions for those Announcing the Names of the Catechumens

Welcome to the Rite of Election!

1. Please arrive at the Cathedral at least 20 minutes early with a complete list of the names of your catechumens. There will be a seat reserved for you in your parish's section. Please check in with your parish's catechumenate director.
2. After the homily, the catechumens will be presented to the Bishop. He will question the godparents and the catechumens. When you hear him question the catechumens and they respond with "¡Sí, queremos! Yes, we do!" **go immediately to line up in order by the microphone near the sacristy (to the left of the ambo).** See below for your order.
3. When it is time for your parish to be called, go to the microphone. **Once the singing has stopped you will say in your parish's language: "From the parish of _____;" then begin reading the names of your catechumens.** Read quickly but not hurriedly. Do not worry about the order of the names. Speak directly into the microphone.
4. When you have finished reading all the names, return to your seats.

Order of Parish Processions

<i>Sunday</i>	<i>Monday</i>	<i>Tuesday</i>
1. Sacred Heart, Saratoga 2. Saint Martin of Tours 3. Saint Julie Billiart 4. Saint Justin 5. Holy Family 6. Our Lady of Refuge 7. Saint Joseph of Cupertino 8. Transfiguration 9. Saint John the Baptist 10. Most Holy Trinity 11. Queen of Apostles 12. Our Lady of LaVang 13. Holy Korean Martyrs 14. Saint Thomas Aquinas 15. Saint Thomas of Canterbury 16. Saint Lucy 17. Saint Christopher	1. Saint Catherine of Alexandria 2. Saint Elizabeth 3. Saint Martin, Sunnyvale 4. Cathedral Basilica 5. Santa Clara University 6. Our Lady of Guadalupe 7. Five Wounds 8. Saint Leo the Great 9. Our Lady of Peace 10. Saint Mary, Gilroy	1. Saint Nicholas 2. Our Lady of LaVang 3. Saint Clare 4. Holy Cross 5. Saint Victor 6. Saint Simon 7. Santa Teresa 8. Chinese Catholic Mission 9. Saint Joseph, Mtn. View 10. Saint Cyprian 11. Saint Maria Goretti 12. Sacred Heart of Jesus 13. Our Lady Star of the Sea 14. Saint Lawrence the Martyr 15. Saint Francis of Assisi 16. Saint Athanasius 17. Christ the King 18. Saint Frances Cabrini 19. Holy Spirit 20. Saint Mary Immaculate

Thanks be to God! ¡Demos gracias a Dios!

RITE OF ELECTION • 2015 • RITO DE ELECCIÓN
DIOCESE OF SAN JOSÉ • DIÓCESIS DE SAN JOSÉ

Instrucciones para las personas que anunciarán los nombres de los Catecúmenos

¡Bienvenidos al Rito de Elección!

1. Por favor llegue a la Catedral por lo menos 20 minutos antes con la lista completa de sus catecúmenos. Habrá un asiento reservado para usted en la sección de su parroquia. Al llegar a la Catedral infórmele al director del catecumenado que su parroquia ha llegado.
2. Después de la homilía, los catecúmenos serán presentados al Obispo. El Obispo les hará unas preguntas a los padrinos y a los catecúmenos. Al escuchar al Obispo preguntar a los catecúmenos y cuando ellos respondan con “¡Si, queremos! Yes, we do!” **Póngase inmediatamente en la línea del micrófono, cerca de la sacristía, (a la izquierda del ambón) en orden de procesión por parroquia.** El orden de procesión se encuentra al final de esta pagina.
3. Cuando llamen a su parroquia diríjase al micrófono. **En el momento en que la música pare, usted dirá en su propio lenguaje: “De la parroquia de _____;” Enseguida empezara leyendo los nombres de sus catecúmenos.** Lea rápido pero claramente. No se preocupe del orden de los catecúmenos. Lea directamente en el micrófono.
4. Al terminar de leer todos los nombres, regrese a su asiento.

Orden de la Procesión por parroquia

<i>Domingo</i>	<i>Lunes</i>	<i>Martes</i>
1. Sacred Heart, Saratoga 2. Saint Martin of Tours 3. Saint Julie Billiart 4. Saint Justin 5. Holy Family 6. Our Lady of Refuge 7. Saint Joseph of Cupertino 8. Transfiguration 9. Saint John the Baptist 10. Most Holy Trinity 11. Queen of Apostles 12. Our Lady of LaVang 13. Holy Korean Martyrs 14. Saint Thomas Aquinas 15. Saint Thomas of Canterbury 16. Saint Lucy 17. Saint Christopher	1. Saint Catherine of Alexandria 2. Saint Elizabeth 3. Saint Martin, Sunnyvale 4. Cathedral Basilica 5. Santa Clara University 6. Our Lady of Guadalupe 7. Five Wounds 8. Saint Leo the Great 9. Our Lady of Peace 10. Saint Mary, Gilroy	1. Saint Nicholas 2. Our Lady of LaVang 3. Saint Clare 4. Holy Cross 5. Saint Victor 6. Saint Simon 7. Santa Teresa 8. Chinese Catholic Mission 9. Saint Joseph, Mtn. View 10. Saint Cyprian 11. Saint Maria Goretti 12. Sacred Heart of Jesus 13. Our Lady Star of the Sea 14. Saint Lawrence the Martyr 15. Saint Francis of Assisi 16. Saint Athanasius 17. Christ the King 18. Saint Frances Cabrini 19. Holy Spirit 20. Saint Mary Immaculate

Thanks be to God! ¡Demos gracias a Dios!

Directions for Directors of the Catechumenate

Welcome to the Rite of Election!

1. On the day of your Rite of Election, please have your catechumens and godparents arrive at least 20 minutes early to the Cathedral.
2. Let your catechumens and godparents know where your reserved section is. When they arrive they can go directly to their section. There will also be greeters who can help them find their section.
3. Please seat only the catechumens and their godparents in the section reserved for your parish. Adult catechumens may bring one godparent; children catechumens may bring two godparents. Try to seat your children catechumens in the front rows of your section. There will also be seats reserved in your section for your Book of the Elect bearer, two persons who will announce your catechumens' names, yourself and your pastor or another associate. Families and friends need to sit in un-reserved sections.
4. Please prepare your godparents ahead of time regarding their role in the liturgy. To assist you with this, instructions for the godparents are included in this packet which you may copy and distribute to them.
5. Please distribute the printed instructions to the person who will carry your Book of the Elect and to those who will call out your catechumens' names.
6. Please prepare your catechumens for their response—“**¡Sí, queremos! Yes, we do!**”—and for their gesture—**bowing to the Bishop after he bows to them.**
7. We will prepare the assembly 10 minutes before the liturgy. Please encourage your parishioners to attend and celebrate with your catechumens.

Thanks be to God! ¡Demos gracias a Dios!