



Preschool Class Zoom

Monday 1pm and /or Thursday 1pm

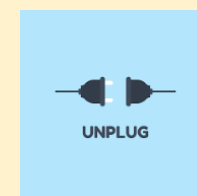
Meeting ID: 650 5182 8658
Passcode: 205249



<https://nsweducation.zoom.us/j/65051828658?pwd=ODRMWky3c3hOOEJDdnhYUkFYZFJ2Zz09>



View lessons created especially for you, by our preschool team here.



**RPS unplugged!
1-2pm Wednesday**



Day 1

Day 2

Day 3

Morning

ENGLISH

Singing warm up: [One little finger](#)

We are learning to speak clearly and use complete sentences.

Task 1: Watch video from Ms Woodward where she gathers a few crafty friends to help her practice speaking clearly.

[Enjoy extra Dr Jean finger plays here.](#)



Task 2: Let's watch this [little sock puppet shows](#) and be inspired to make up our own stories.

ENGLISH

Singing warm up: [Put a spot over here](#)

We are learning to communicate our ideas with writing.

Task 1: Watch video from Ms Woodward where she writes a letter to someone special.

Optional extra: [Enjoy an episode of Postman Pat](#)



Task 2: Rainbow name writing. See your Seesaw Class Activity for guides and how to share your play and learning with us.

ENGLISH





Warm up: [We're going on a bear hunt](#)

We are learning to identify, clap and count syllables. They are the small chunks of sounds we hear in words. They are like a 'beat'.

Task 1: Watch video from Ms Woodward where she explores syllables. [Extra practice here](#)



Task 2: Join in the [Syllable song](#) on your Seesaw Class Activity.

Break	Day 1	Day 2	Day 3
<p>Middle</p>	<p>MATHEMATICS</p> <p>Warm up: 5 little kites</p> <p>We are learning to explore dimensional shapes through creative and critical thinking.</p> <p>Task 1: Watch video from Ms Martin as she turns a 2D paper into a 3D challenge.</p> <p>Optional extra: Origami Watch and copy How to make an easy paper dog</p>  <p>Task 2: Design and make a kite. What shape is a kite? Where do you have to attach the string to help it fly well? Does a kite always need a tail?</p>  <p>Watch How to make a simple kite to spark your ideas!</p>	<p>MATHEMATICS</p> <p>Warm up: Penguin dance</p> <p>We are learning about geometry and position through mapping.</p> <p>Task 1: Watch video from Ms Martin – a map drawing demonstration. Draw your own map – how to get from your house to the park or your house to the shops, OR create your own treasure hunt map and see if your family can find your treasure!</p>  <p>Task 2: Pretend to be the teacher and play Simon Says with your family. Focus on using positional words such as in, on, above, under, next to, beside, behind, below.</p> <p>Optional extra: Dance and sing along with Simon says</p>	<p>MATHEMATICS</p> <p>Warm up: Open, shut them</p> <p>We are learning to compare size, shape, weight, height and length</p> <p>Task 1: Watch video from Ms Martin for Comparing with Bronto</p> <p>Task 2: Compare size, width, length and weight with objects you find in nature. Which is heavier, a rock or a leaf? Can you find a wide leaf and a narrow leaf? Trace around the objects that you are comparing on a piece of paper. Other things in nature that you might like to compare - leaves, trees, clouds, ants, rocks, birds.</p> 
			<p>#RPS UNPLUGGED - WED 1-2pm</p>




Break	Day 1	Day 2	Day 3
<p>Afternoon</p>	<p>WELLBEING / CREATIVITY</p> <p>We are learning to understand the daily challenges of others. We consider that we are all different and use our bodies in different ways.</p> <p>Is it easy to draw with your feet?</p> <p>Art Challenge: Not using our hands</p>  <p>Can you draw or paint with your toes?</p> <p>Can you draw with the pencil held between your two elbows?</p> <p>Can you paint by holding the brush in your mouth?</p> <p>OR you might like to make footprints on the path with your wet feet. How many prints can you make?</p> <p>OR what does it feel like to have muddy feet?</p>	<p>MUSIC AND MOVEMENT</p> <p>We are learning to celebrate athletes and what it takes to become a champion.</p>  <p>You may like to watch this para-Olympic short film about swimmers with amazing adaptability.</p> <p>https://www.paralympic.org.au/sports/para-swimming/</p> <p>Or you may like to write a letter, cheering on a para-Olympic athlete from any sport. See Ms Woodward's letter writing activity in your Seesaw for Day 2, Week 7 for more ideas.</p> 	<p>AUSTRALIAN LANGUAGE</p> <p>We are learning to understand and use Dharug language.</p> <p>Listen to story: Gama Gama Gama. Dig Dig Dig.</p>  <p>Gama, gama, gama. Dig, dig, dig.</p> <p>You may like to listen a second time, joining in with reading the words in Dharug language.</p> <div style="background-color: #0070C0; color: white; padding: 5px; text-align: center;"> <p>ITS BOOK WEEK!</p> <p>WHICH CHARACTER WILL YOU BE?</p> </div> <p> See homemade costume ideas here.</p>  <p>Preschool and Kindergarten at 2pm Thursday https://nsweducation.zoom.us/j/61049424523?pwd=ZzdiRjkrRE9lVHVlUkhBQmIFcmZoUT09</p> <p>Meeting ID: 610 4942 4523 Passcode: 704072</p>

Week 7 - Challenge of the week!

Its Book Week! Let's get lost in the world of the book!

OLD WORLDS, NEW WORLDS, OTHER WORLDS

[For dress up ideas see Miss Kim here for some inspiration](#)

Monday	Tuesday	Wednesday	Thursday	Friday
<p>Read along with Ms Woodward The night pirates</p> 	<p>Read along with Ms Martin I am not a worm</p> 	<p>Read along with Ms Sue Owl babies</p> 	<p>Read along with Ms Kim Chicka Chicka Boom Boom</p> 	<p>Read along with Mrs McCann You and me Murrawee</p> 
<p>Read along with Mrs Seymour Warami Bulungayi - Hello place of quolls</p> 	<p>Read along with Miss Marita</p>  <p>See your class Seesaw activities today</p>	<p>Read along with our mystery RPS teacher</p>  <p>See your class Seesaw activities today</p>	<p>Read along with our mystery RPS teacher</p>  <p>See your class Seesaw activities today</p>	<p>Read along with Miss Fox How I met my monster</p> 

--	--	--	--	--