



AMARCHAND SINGHVI  
INTERNATIONAL SCHOOL



# Road Safety And Traffic Rules

Researched and Compiled By : Ms. Bhavana Dubey



## Report on the Observance of Road Safety Month



**“Traffic rules”** are defined rules and procedures to be followed while using the road and it’s mandatory to abide by them to ensure a safe transit. Traffic rules is a great subject to engage children and young people. It's a subject even the youngest children know something about because, everyone uses roads, and road danger impacts on everyone. ***“Road Safety” today is one of the greatest public health issues throughout the globe.***

Amarchand Singhvi International School observed the Road Safety Month in February.

An activity of creating awareness about traffic rules was conducted in the school. The activity was divided into four parts:

### **Part 1: Presentation-1 (04/02/21)**

A thorough research was done on different aspects of road safety. Thereafter all relevant information was put in a PowerPoint Presentation.

Points covered in the presentation:

1. Road safety- Meaning and importance.
2. Traffic signs- Types and meaning of different signs.
3. Traffic rules- Important rules to be followed.
4. Slogans.
5. Video based on Road safety and traffic rules.

This presentation was first shown to the staff members so as to make them aware of road safety and also to add any relevant point before it was shown to children. The presentation was followed by a video in which it was depicted how important it is to follow and understand the traffic rules and different traffic signs.

## **Part 2: Presentation-2 (09/02/21)**

The presentation was divided into two sections: For classes I to V and for VI to XII. Two teachers were deputed for each classes. These teachers had another round of briefing in a smaller group for effective implementation in online classes.

## **Part 3: Creating awareness through online classes**

A proper schedule was given to the teachers for imparting the knowledge of Road safety and traffic rules to the students across the classes. The Power Point Presentation and video about road safety and traffic rules were shared with the students. Students have received it well and asked a number of questions to the teachers.

## **Part 4: Recapitulation through online quiz**

At the end of the session, teachers asked some questions related with the topic taught to the students. Students gave the answers excitingly and enjoyed the session a lot.

This awareness program enriched everyone about different traffic rules and traffic signs which everyone should follow in their daily lives.

# What is Road Safety ?

**Road traffic safety** refers to the methods and measures used to prevent road users from being killed or seriously injured.



Typical road users include :

- pedestrians,
- cyclists,
- motorists,
- vehicle passengers,
- and passengers of on-road public transport(mainly buses, autos, etc.)





# Road Safety Signs are primarily of 3 types:

## 1. Mandatory Signs:



 Stop	 Give Way	 One Way	 No Entry	 One Way	 Horns Prohibited
 Right Turn Prohibited	 Left Turn Prohibited	 Speed Limit	 U-Turn Prohibited	 Over Taking Prohibited	 Compulsory Sound Horn
 Compulsory Keep Left	 Compulsory Turn Left	 Compulsory Ahead Only	 Compulsory Turn Right Ahead	 Compulsory Ahead Or Turn Right	

## 2. Cautionary Signs:



				
Right Hand Curve	Left Hand Curve	Right Hair Pin Bend	Left Hair Pin Bend	Right Reverse Bend
				
Left Reverse Bend	Cycle Crossing	Pedestrian Crossing	School Ahead	ROUND ABOUT

### 3. Informatory Signs:



PUBLIC  
TELEPHONE



PETROL  
PUMP



HOSPITAL



FIRST AID  
POST



EATING  
PLACE



LIGHT  
REFRESHMET



RESTING  
PLACE



THOROUGH  
ROAD



THOROUGH  
SIDE ROAD



PARK  
THIS SIDE



PARKING LOT SCOOTER  
& MOTOR CYCLE



PARKING LOT  
CYCLE



PARKING LOT  
CARS

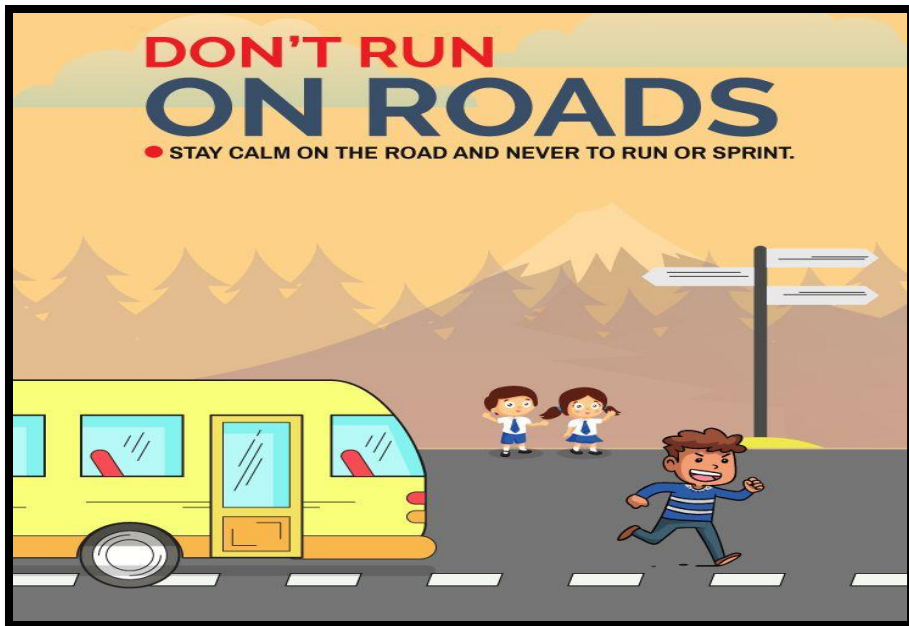


# Traffic Rules



## 1. Hold hands while crossing the road

- Hold the hands of parents, siblings or guardian while crossing the road.



## 2. Say no to running

- Never run across or along the road.
- Stay calm on the road.



# Traffic Rules



## 3. Always look left and right :

- Always remember the golden rule- **“look to the left and right of the road at a green traffic light”** even though it is a one-way road.



## 4. Try to cross at the zebra crossings :

- **Crossing the street at the zebra crossing** is the right way to be followed by every one of us.

# Traffic Rules



## 5. Aware of each traffic sign :

Various traffic signs and their meanings :

- **Red light** signifies “Stop” .
- **Yellow** signifies “ stop, watch, and be safe”, it is a kind of warning that red light is about to appear soon.
- **Green** signifies “Go”.



## 6. Always walk on the pavement :


- Use of the pavement and not walk on the street, will be developed as a habit.
- If there is no footpath, walk on the left side margin of the road.

# Traffic Rules



## 7. Confront the traffic :

- Always walk in such a way that we can properly see the other vehicles that are coming our way.
- The risk of accidents and injuries can be reduced by following this rule.
- Hence it is one of the essential road safety rules that a child may never forget in his life.



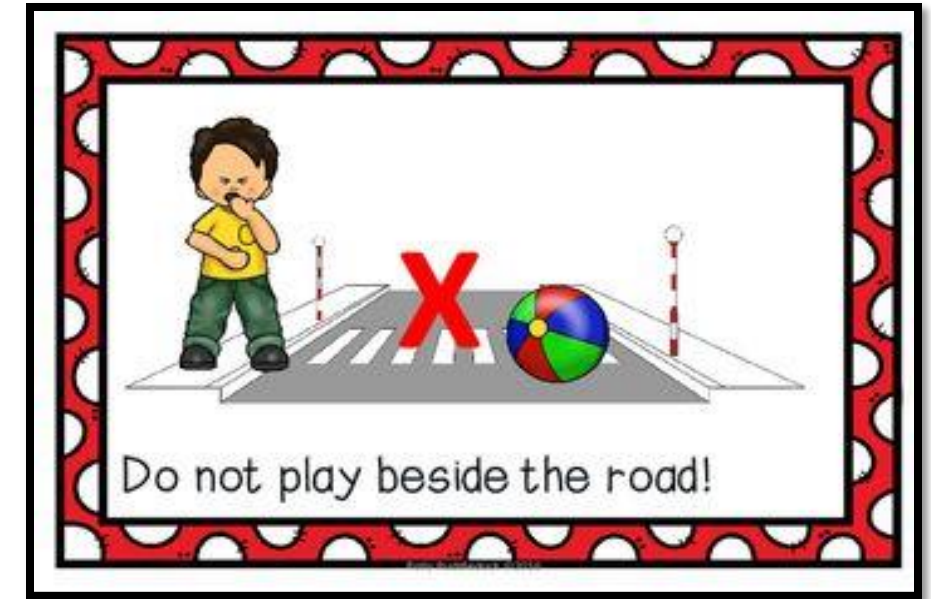


# Road Safety Rules



## 8. Play within boundaries :

- Playing beyond an explicit boundary should not be allowed.
- “**No playing zones**” (areas which are near to road or have heavy traffic) can be fixed.
- Don't try to pick a toy or ball rolling out into the street, without any adult supervision.



## 9. Wear a helmet :

- Wear a helmet while cycling.
- This will help to be safer in life.



# Road Safety Rules



## 10. Use bright or reflective clothes :

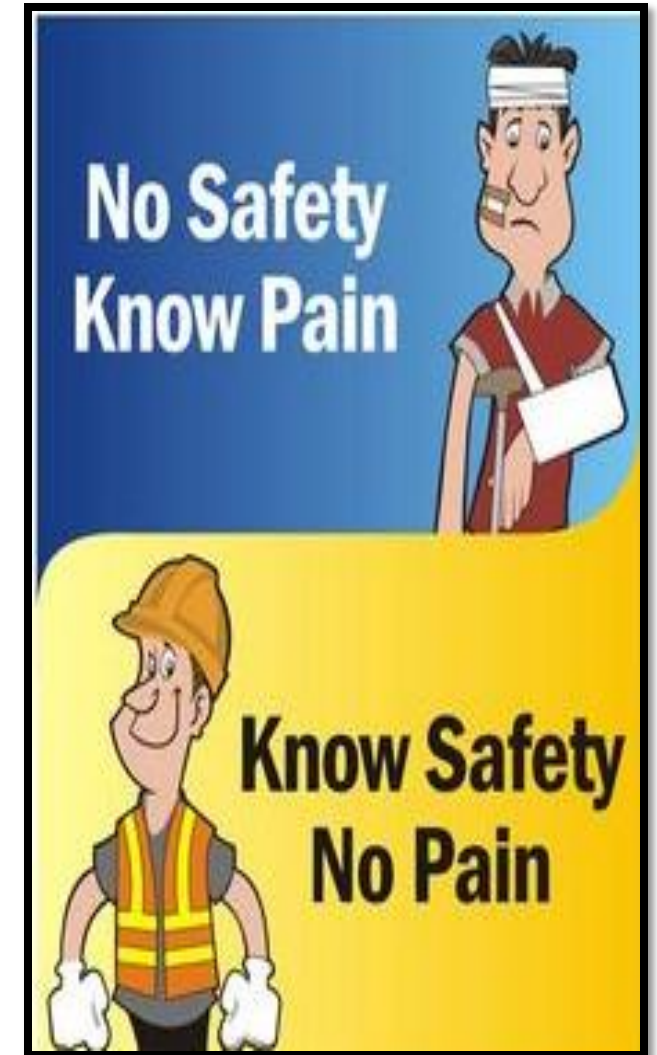
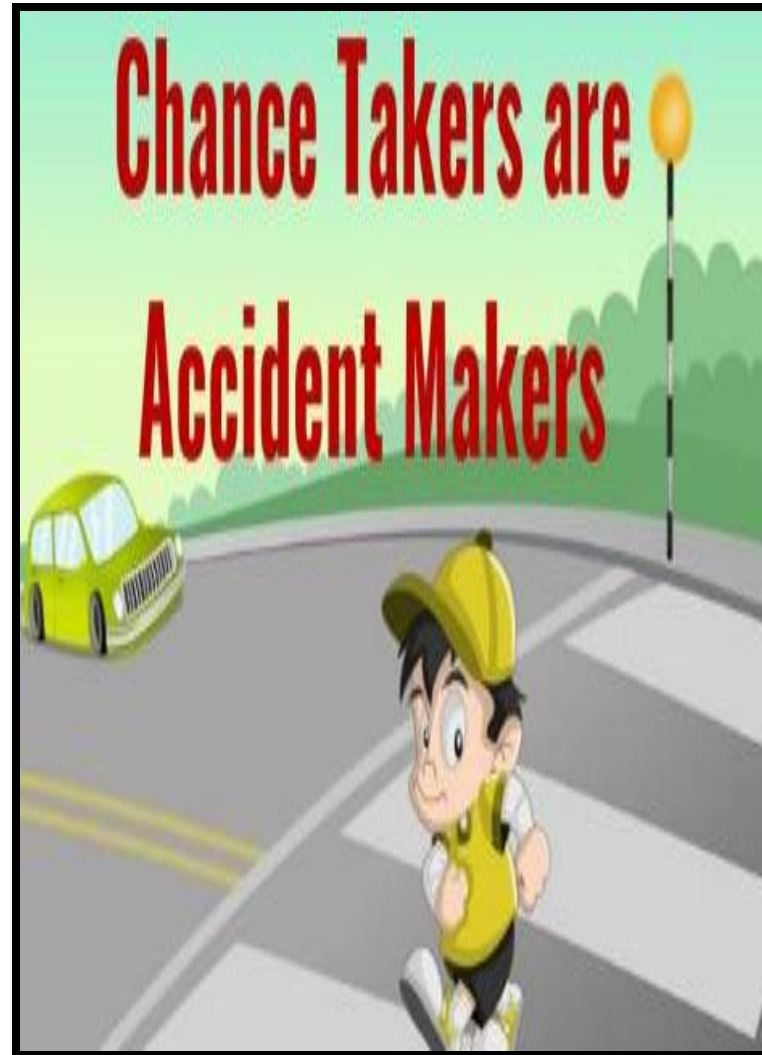
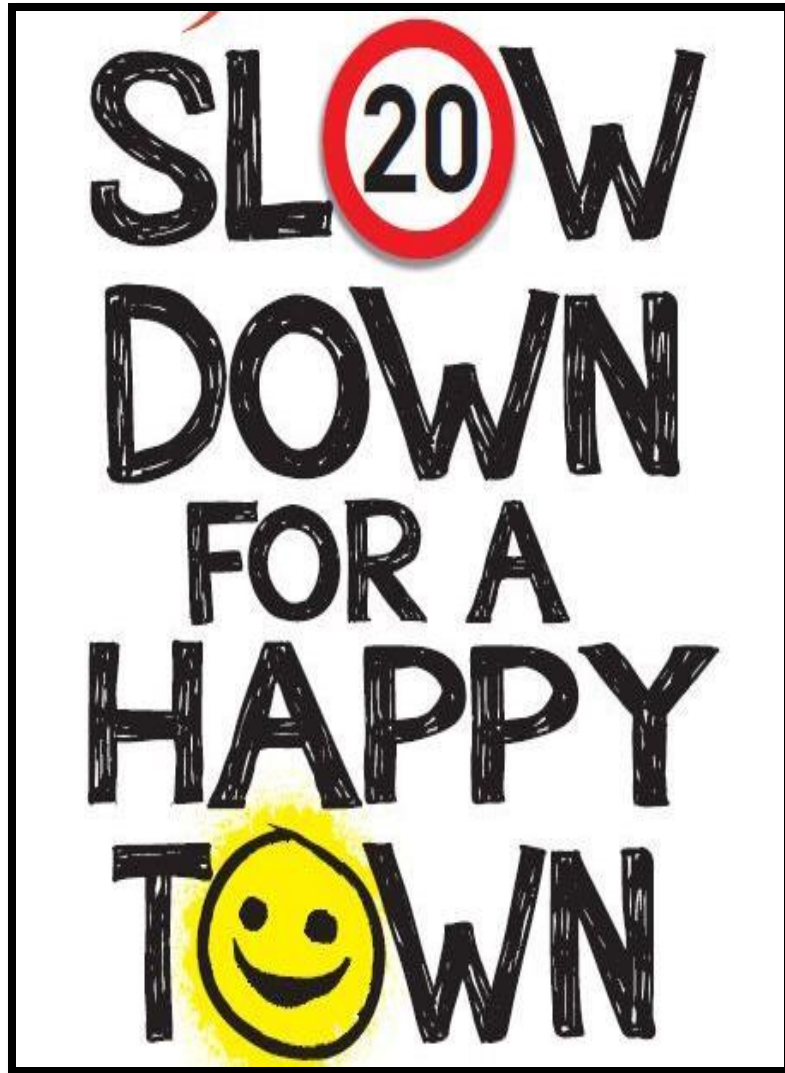
- Helps the drivers to recognize any person in the dark.
- Helps in avoiding unnecessary crashes.



## 11. Be safe than feel sorry :

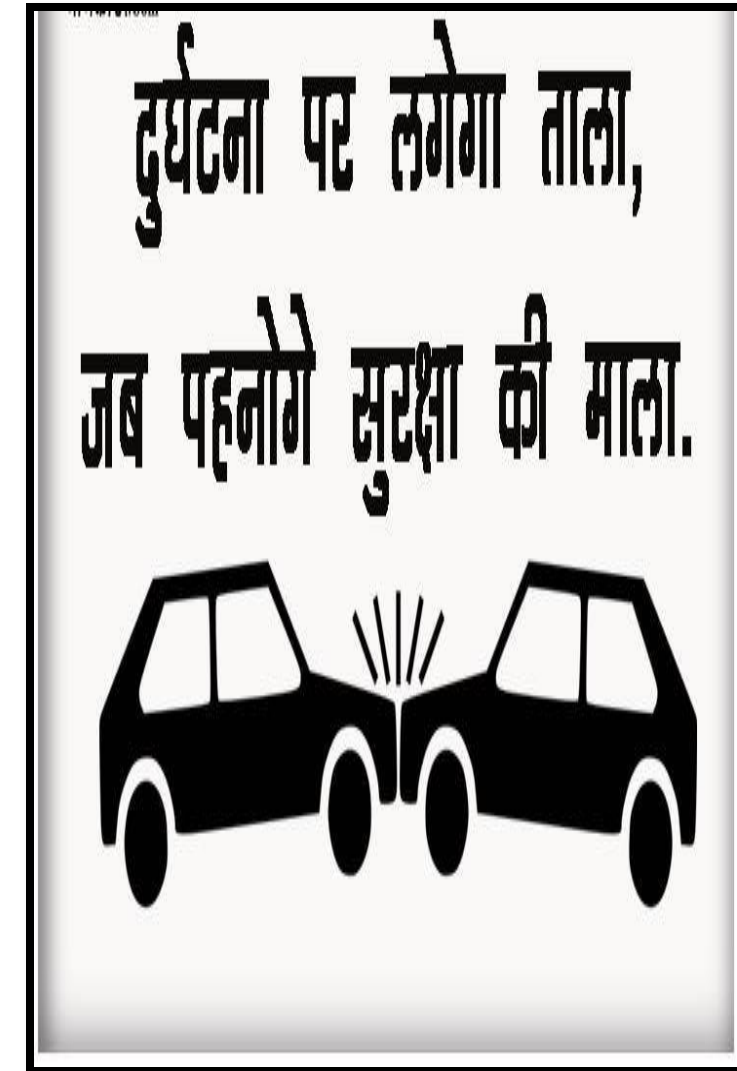
- Be extra cognizant of everything you do on the street.
- Use the seat belt, whenever you enter a car.
- Do not use earphones or listen to music while riding a bicycle or driving.

# Road Safety Slogans





# Road Safety Slogans



# Road Safety Slogans



**Start early**  
**Drive slowly**  
**Reach safely**



**Chance Takers are  
Accident Makers**



**ACCIDENT BRINGS  
TEARS  
SAFETY BRINGS  
CHEERS**



**Leave sooner, drive slower,  
live longer**



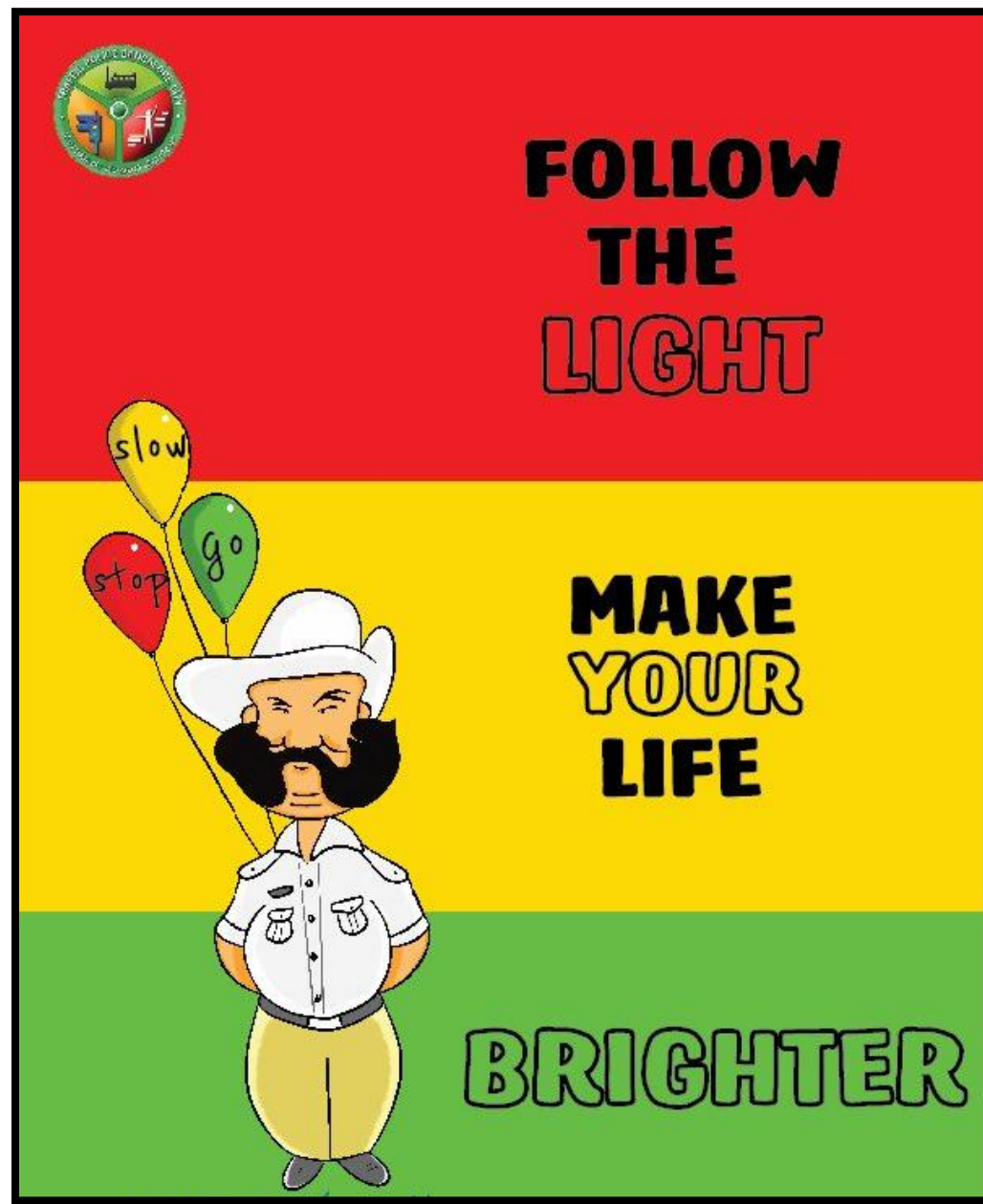
# Road Safety Slogans



**Better Be Mister Late  
Than To Be Late Mister**



*Thank you*





Produced by

Mr. Mridul Varma (*Principal*)

Amarchand Singhvi International School

Parekh Parisar, Ward 7A, Gandhidham – Kutch

Gujarat 370201 India